

## Overall Visitor Arrival Performance (Apr / 2024)

### Total Stayover Arrivals by Region

Region	Apr/2024	% Total	Apr/2023	% Total	% Change
North America	17,743	31%	14,197	29%	25%
South America	10,119	17%	8,302	17%	22%
Caribbean	3,126	5%	3,962	8%	-21%
Europe	25,924	45%	20,617	43%	26%
Others	1,070	2%	1,372	3%	-22%
<b>Total</b>	<b>57,982</b>	<b>100%</b>	<b>48,450</b>	<b>100%</b>	<b>20%</b>

2024YTD	% Total	2023YTD	% Total	% Change
81,571	34%	60,276	33%	35%
43,973	18%	26,329	14%	67%
10,277	4%	11,609	6%	-11%
102,907	42%	82,253	44%	25%
3,951	2%	4,502	2%	-12%
<b>242,679</b>	<b>100%</b>	<b>184,969</b>	<b>100%</b>	<b>31%</b>

### Total Daytrippers

	Apr/2024	% Total	Apr/2023	% Total	% Change
Day Trippers	1,905	100%	1,451	100%	31%

2024YTD	% Total	2023YTD	% Total	% Change
7,272	100%	4,930	100%	48%

### Total Nights by Region

Region	Apr/2024	% Total	Apr/2023	% Total	% Change
North America	113,150	23.3%	94,006	23.3%	20%
South America	65,172	13.4%	53,643	13.3%	21%
Caribbean	16,590	3.4%	22,452	5.6%	-26%
Europe	284,756	58.5%	225,378	55.9%	26%
Others	6,890	1.4%	7,398	1.8%	-7%
<b>Total</b>	<b>486,558</b>	<b>100%</b>	<b>402,877</b>	<b>100%</b>	<b>21%</b>

2024YTD	% Total	2023YTD	% Total	% Change
575,723	27.0%	449,213	26.7%	28%
286,963	13.4%	183,202	10.9%	57%
58,288	2.7%	62,582	3.7%	-7%
1,181,044	55.3%	960,815	57.2%	23%
32,670	1.5%	24,017	1.4%	36%
<b>2,134,688</b>	<b>100%</b>	<b>1,679,829</b>	<b>100%</b>	<b>27%</b>

### Total Cruise Arrivals

	Apr/2024	% Total	Apr/2023	% Total	% Change
Cruise Arrivals	73,836	100%	52,312	100%	41%
Cruise Calls	25	100%	21	100%	19%

2024YTD	% Total	2023YTD	% Total	% Change
429,712	100%	371,181	100%	16%
163	100%	147	100%	11%

### Total Arrivals

	Apr/2024	% Total	Apr/2023	% Total	% Change
Cruise Arrivals	73,836	55%	52,312	51%	41%
Day Trippers	1,905	1%	1,451	1%	31%
Stayovers	57,982	43%	48,450	47%	20%
<b>Total</b>	<b>133,723</b>	<b>100%</b>	<b>102,213</b>	<b>100%</b>	<b>31%</b>

2024YTD	% Total	2023YTD	% Total	% Change
429,712	63%	371,181	66%	16%
7,272	1%	4,930	1%	48%
242,679	36%	184,969	33%	31%
<b>679,663</b>	<b>100%</b>	<b>561,080</b>	<b>100%</b>	<b>21%</b>

### Source

**Stayover:** Immigration database / CTB  
**Visitor Nights:** Immigration database / CTB  
**Cruise calls / passengers:** CPA



Pietermaai 19, Curaçao, Dutch Caribbean  
 Phone: (599-9) 461-8200  
 Email: info@curacao.com  
 Website: curacao.com

### Stayover Visitor Arrival (Apr / 2024)

	Apr/2024	% Total	Apr/2023	% Total	% Change
<b>North America</b>					
Canada	3,415	5.9%	2,245	4.6%	52%
United States	14,328	24.7%	11,952	24.7%	20%
<b>Total</b>	<b>17,743</b>	<b>30.6%</b>	<b>14,197</b>	<b>29.3%</b>	<b>24.98%</b>
<b>South America</b>					
Argentina	584	1.0%	522	1.1%	12%
Brazil	3,408	5.9%	1,518	3.1%	125%
Chile	211	0.4%	198	0.4%	7%
Colombia	3,180	5.5%	3,152	6.5%	1%
Ecuador	489	0.8%	460	0.9%	6%
Panama	183	0.3%	194	0.4%	-6%
Suriname	496	0.9%	1,193	2.5%	-58%
Uruguay	140	0.2%	201	0.4%	-30%
Venezuela	657	1.1%	100	0.2%	557%
Other	771	1.3%	764	1.6%	1%
<b>Total</b>	<b>10,119</b>	<b>17.5%</b>	<b>8,302</b>	<b>17.1%</b>	<b>21.89%</b>
<b>Caribbean</b>					
Aruba	1,243	2.1%	1,226	2.5%	1%
Dom. Rep.	178	0.3%	162	0.3%	10%
Haiti	15	0.0%	36	0.1%	-58%
Jamaica	154	0.3%	237	0.5%	-35%
Trinidad & Tobago	702	1.2%	727	1.5%	-3%
Other	834	1.4%	1,574	3.2%	-47%
<b>Total</b>	<b>3,126</b>	<b>5.4%</b>	<b>3,962</b>	<b>8.2%</b>	<b>-21.10%</b>
<b>Europe</b>					
Austria	59	0.1%	64	0.1%	-8%
Belgium	1,056	1.8%	1,123	2.3%	-6%
Denmark	37	0.1%	41	0.1%	-10%
France	185	0.3%	146	0.3%	27%
Germany	790	1.4%	1,041	2.1%	-24%
Italy	63	0.1%	84	0.2%	-25%
Netherlands	22,344	38.5%	16,996	35.1%	31%
Spain	110	0.2%	98	0.2%	12%
Sweden	89	0.2%	54	0.1%	65%
Switzerland	277	0.5%	268	0.6%	3%
United Kingdom	324	0.6%	280	0.6%	16%
Other	590	1.0%	422	0.9%	40%
<b>Total</b>	<b>25,924</b>	<b>44.7%</b>	<b>20,617</b>	<b>42.6%</b>	<b>25.74%</b>
<b>Others</b>					
Not Stated	698	1.2%	815	1.7%	-14%
Other	372	0.6%	557	1.1%	-33%
<b>Total</b>	<b>1,070</b>	<b>1.8%</b>	<b>1,372</b>	<b>2.8%</b>	<b>-22.01%</b>
<b>Overall</b>	<b>57,982</b>	<b>100.0%</b>	<b>48,450</b>	<b>100.0%</b>	<b>20%</b>

2024YTD	% Total	2023YTD	% Total	% Change
19,141	7.9%	14,703	7.9%	30%
62,430	25.7%	45,573	24.6%	37%
<b>81,571</b>	<b>33.6%</b>	<b>60,276</b>	<b>32.6%</b>	<b>35%</b>
2,757	1.1%	2,329	1.3%	18%
13,960	5.8%	5,387	2.9%	159%
970	0.4%	973	0.5%	0%
14,911	6.1%	10,160	5.5%	47%
1,719	0.7%	1,048	0.6%	64%
736	0.3%	464	0.3%	59%
1,837	0.8%	2,634	1.4%	-30%
548	0.2%	658	0.4%	-17%
3,479	1.4%	416	0.2%	736%
3,056	1.3%	2,260	1.2%	35%
<b>43,973</b>	<b>18.1%</b>	<b>26,329</b>	<b>14.2%</b>	<b>67%</b>
3,960	1.6%	3,948	2.1%	0%
712	0.3%	506	0.3%	41%
110	0.0%	157	0.1%	-30%
430	0.2%	654	0.4%	-34%
2,556	1.1%	1,759	1.0%	45%
2,509	1.0%	4,585	2.5%	-45%
<b>10,277</b>	<b>4.2%</b>	<b>11,609</b>	<b>6.3%</b>	<b>-11%</b>
435	0.2%	324	0.2%	34%
3,716	1.5%	2,844	1.5%	31%
311	0.1%	209	0.1%	49%
834	0.3%	637	0.3%	31%
5,226	2.2%	4,087	2.2%	28%
541	0.2%	362	0.2%	49%
85,598	35.3%	69,120	37.4%	24%
519	0.2%	292	0.2%	78%
516	0.2%	361	0.2%	43%
995	0.4%	832	0.4%	20%
1,427	0.6%	1,195	0.6%	19%
2,789	1.1%	1,990	1.1%	40%
<b>102,907</b>	<b>42.4%</b>	<b>82,253</b>	<b>44.5%</b>	<b>25%</b>
2,139	0.9%	2,930	1.6%	-27%
1,812	0.7%	1,572	0.8%	15%
<b>3,951</b>	<b>1.6%</b>	<b>4,502</b>	<b>2.4%</b>	<b>-12%</b>
<b>242,679</b>	<b>100.0%</b>	<b>184,969</b>	<b>100.0%</b>	<b>31%</b>



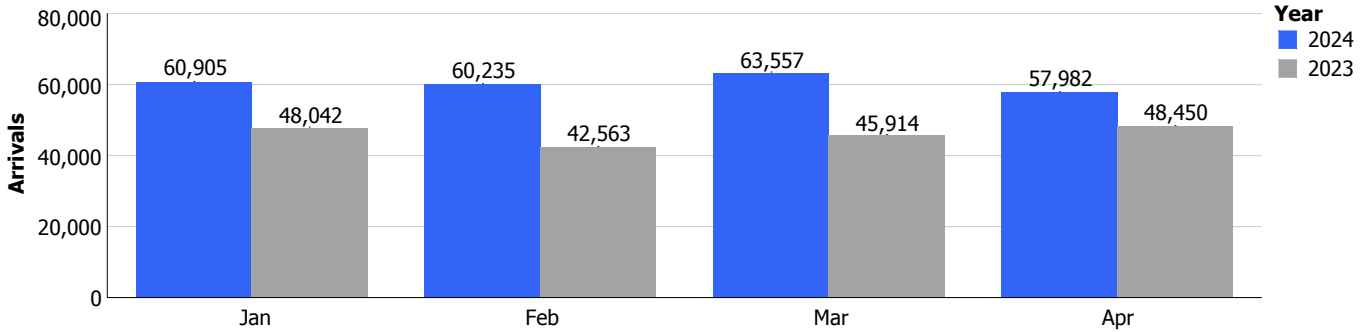
Pietermaai 19, Curaçao, Dutch Caribbean  
 Phone: (599-9) 461-8200  
 Email: info@curacao.com  
 Website: curacao.com

### Stayover Visitor Nights (Apr / 2024)

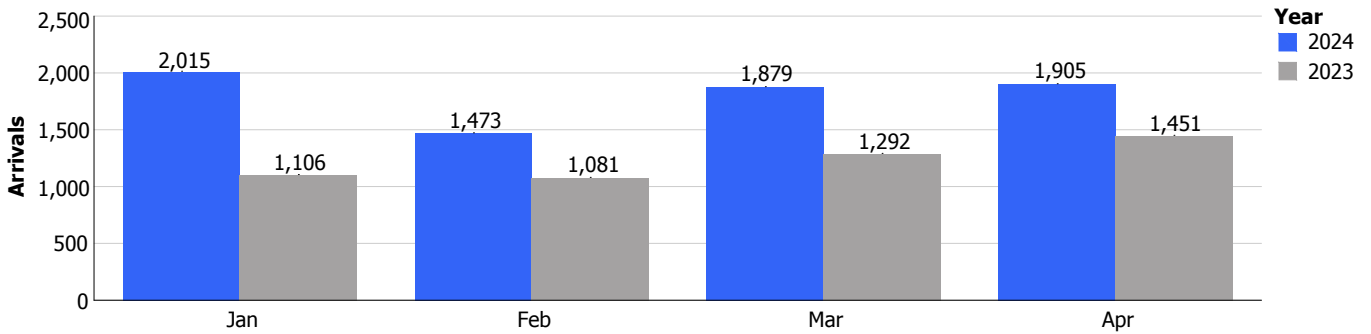
	Apr/2024	% Total	Apr/2023	% Total	% Change
<b>North America</b>					
Canada	26,562	5.5%	18,440	4.6%	44%
United States	86,588	17.8%	75,566	18.8%	15%
<b>Total</b>	<b>113,150</b>	<b>23.3%</b>	<b>94,006</b>	<b>23.3%</b>	<b>20%</b>
<b>South America</b>					
Argentina	4,592	0.9%	4,016	1.0%	14%
Brazil	23,691	4.9%	10,177	2.5%	133%
Chile	1,376	0.3%	1,482	0.4%	-7%
Colombia	17,472	3.6%	18,569	4.6%	-6%
Ecuador	2,065	0.4%	2,292	0.6%	-10%
Panama	1,534	0.3%	1,203	0.3%	28%
Suriname	4,546	0.9%	8,509	2.1%	-47%
Uruguay	1,076	0.2%	1,497	0.4%	-28%
Venezuela	4,455	0.9%	1,123	0.3%	297%
Other	4,365	0.9%	4,775	1.2%	-9%
<b>Total</b>	<b>65,172</b>	<b>13.4%</b>	<b>53,643</b>	<b>13.3%</b>	<b>21%</b>
<b>Caribbean</b>					
Aruba	5,190	1.1%	6,624	1.6%	-22%
Dom. Rep.	1,629	0.3%	1,299	0.3%	25%
Haiti	104	0.0%	355	0.1%	-71%
Jamaica	1,690	0.3%	1,918	0.5%	-12%
Trinidad & Tobago	3,141	0.6%	3,530	0.9%	-11%
Other	4,836	1.0%	8,726	2.2%	-45%
<b>Total</b>	<b>16,590</b>	<b>3.4%</b>	<b>22,452</b>	<b>5.6%</b>	<b>-26%</b>
<b>Europe</b>					
Austria	682	0.1%	683	0.2%	0%
Belgium	9,620	2.0%	10,321	2.6%	-7%
Denmark	440	0.1%	392	0.1%	12%
France	1,659	0.3%	1,412	0.4%	17%
Germany	9,415	1.9%	12,554	3.1%	-25%
Italy	593	0.1%	760	0.2%	-22%
Netherlands	248,255	51.0%	186,935	46.4%	33%
Spain	1,375	0.3%	1,148	0.3%	20%
Sweden	1,070	0.2%	543	0.1%	97%
Switzerland	2,614	0.5%	2,902	0.7%	-10%
United Kingdom	3,377	0.7%	3,707	0.9%	-9%
Other	5,656	1.2%	4,021	1.0%	41%
<b>Total</b>	<b>284,756</b>	<b>58.5%</b>	<b>225,378</b>	<b>55.9%</b>	<b>26%</b>
<b>Others</b>					
Not Stated	2,153	0.4%	3,181	0.8%	-32%
Other	4,737	1.0%	4,217	1.0%	12%
<b>Total</b>	<b>6,890</b>	<b>1.4%</b>	<b>7,398</b>	<b>1.8%</b>	<b>-7%</b>
<b>Overall</b>	<b>486,558</b>	<b>100.0%</b>	<b>402,877</b>	<b>100.0%</b>	<b>21%</b>

2024YTD	% Total	2023YTD	% Total	% Change
176,535	8.3%	141,271	8.4%	25%
399,188	18.7%	307,942	18.3%	30%
<b>575,723</b>	<b>27.0%</b>	<b>449,213</b>	<b>26.7%</b>	<b>28%</b>
22,249	1.0%	19,447	1.2%	14%
97,724	4.6%	36,775	2.2%	166%
7,518	0.4%	7,729	0.5%	-3%
83,578	3.9%	66,216	3.9%	26%
7,497	0.4%	5,298	0.3%	42%
4,356	0.2%	2,625	0.2%	66%
16,542	0.8%	19,235	1.1%	-14%
4,445	0.2%	5,130	0.3%	-13%
22,212	1.0%	4,982	0.3%	346%
20,842	1.0%	15,765	0.9%	32%
<b>286,963</b>	<b>13.4%</b>	<b>183,202</b>	<b>10.9%</b>	<b>57%</b>
16,749	0.8%	18,714	1.1%	-11%
6,964	0.3%	4,951	0.3%	41%
1,166	0.1%	1,627	0.1%	-28%
4,821	0.2%	5,729	0.3%	-16%
12,214	0.6%	8,407	0.5%	45%
16,374	0.8%	23,154	1.4%	-29%
<b>58,288</b>	<b>2.7%</b>	<b>62,582</b>	<b>3.7%</b>	<b>-7%</b>
5,028	0.2%	3,911	0.2%	29%
37,818	1.8%	29,643	1.8%	28%
3,899	0.2%	2,265	0.1%	72%
8,462	0.4%	6,966	0.4%	21%
66,620	3.1%	54,927	3.3%	21%
5,533	0.3%	3,522	0.2%	57%
981,146	46.0%	806,655	48.0%	22%
6,218	0.3%	3,725	0.2%	67%
6,302	0.3%	3,908	0.2%	61%
10,503	0.5%	9,262	0.6%	13%
17,558	0.8%	15,194	0.9%	16%
31,957	1.5%	20,837	1.2%	53%
<b>1,181,044</b>	<b>55.3%</b>	<b>960,815</b>	<b>57.2%</b>	<b>23%</b>
10,373	0.5%	11,903	0.7%	-13%
22,297	1.0%	12,114	0.7%	84%
<b>32,670</b>	<b>1.5%</b>	<b>24,017</b>	<b>1.4%</b>	<b>36%</b>
<b>2,134,688</b>	<b>100.0%</b>	<b>1,679,829</b>	<b>100.0%</b>	<b>27%</b>

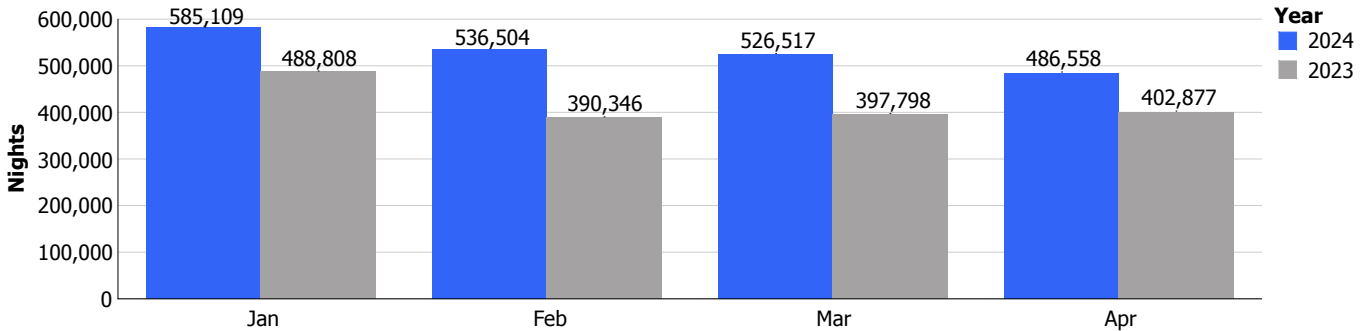
### Stay over



### Day trippers



### Stay over nights



### Cruise arrivals

