

Overall Visitor Arrival Performance (Mar / 2024)

Total Stayover Arrivals by Region

Region	Mar/2024	% Total	Mar/2023	% Total	% Change
North America	23,885	38%	15,707	34%	52%
South America	11,036	17%	6,263	14%	76%
Caribbean	2,518	4%	2,914	6%	-14%
Europe	25,310	40%	19,953	43%	27%
Others	807	1%	1,077	2%	-25%
Total	63,556	100%	45,914	100%	38%

2024YTD	% Total	2023YTD	% Total	% Change
63,828	35%	46,079	34%	39%
33,854	18%	18,027	13%	88%
7,151	4%	7,647	6%	-6%
76,982	42%	61,636	45%	25%
2,881	2%	3,130	2%	-8%
184,696	100%	136,519	100%	35%

Total Daytrippers

	Mar/2024	% Total	Mar/2023	% Total	% Change
Day Trippers	1,880	100%	1,292	100%	46%

2024YTD	% Total	2023YTD	% Total	% Change
5,368	100%	3,479	100%	54%

Total Nights by Region

Region	Mar/2024	% Total	Mar/2023	% Total	% Change
North America	157,199	29.9%	109,776	27.6%	43%
South America	69,187	13.1%	42,920	10.8%	61%
Caribbean	13,941	2.6%	14,862	3.7%	-6%
Europe	278,701	52.9%	224,911	56.5%	24%
Others	7,482	1.4%	5,329	1.3%	40%
Total	526,510	100%	397,798	100%	32%

2024YTD	% Total	2023YTD	% Total	% Change
462,573	28.1%	355,207	27.8%	30%
221,791	13.5%	129,559	10.1%	71%
41,698	2.5%	40,130	3.1%	4%
896,281	54.4%	735,437	57.6%	22%
25,780	1.6%	16,619	1.3%	55%
1,648,123	100%	1,276,952	100%	29%

Total Cruise Arrivals

	Mar/2024	% Total	Mar/2023	% Total	% Change
Cruise Arrivals	107,436	100%	107,607	100%	0%
Cruise Calls	42	100%	42	100%	0%

2024YTD	% Total	2023YTD	% Total	% Change
355,876	100%	318,869	100%	12%
138	100%	126	100%	10%

Total Arrivals

	Mar/2024	% Total	Mar/2023	% Total	% Change
Cruise Arrivals	107,436	62%	107,607	70%	0%
Day Trippers	1,880	1%	1,292	1%	46%
Stayovers	63,556	37%	45,914	30%	38%
Total	172,872	100%	154,813	100%	12%

2024YTD	% Total	2023YTD	% Total	% Change
355,876	65%	318,869	69%	12%
5,368	1%	3,479	1%	54%
184,696	34%	136,519	30%	35%
545,940	100%	458,867	100%	19%

Source

Stayover: Immigration database / CTB
Visitor Nights: Immigration database / CTB
Cruise calls / passengers: CPA



Pietermaai 19, Curaçao, Dutch Caribbean
 Phone: (599-9) 461-8200
 Email: info@curacao.com
 Website: curacao.com

Stayover Visitor Arrival (Mar / 2024)

	Mar/2024	% Total	Mar/2023	% Total	% Change
North America					
Canada	5,144	8.1%	3,849	8.4%	34%
United States	18,741	29.5%	11,858	25.8%	58%
Total	23,885	37.6%	15,707	34.2%	52.07%
South America					
Argentina	682	1.1%	432	0.9%	58%
Brazil	3,329	5.2%	1,329	2.9%	150%
Chile	179	0.3%	135	0.3%	33%
Colombia	4,228	6.7%	2,748	6.0%	54%
Ecuador	454	0.7%	266	0.6%	71%
Panama	167	0.3%	84	0.2%	99%
Suriname	423	0.7%	543	1.2%	-22%
Uruguay	157	0.2%	132	0.3%	19%
Venezuela	615	1.0%	100	0.2%	515%
Other	802	1.3%	494	1.1%	62%
Total	11,036	17.4%	6,263	13.6%	76.21%
Caribbean					
Aruba	960	1.5%	949	2.1%	1%
Dom. Rep.	157	0.2%	105	0.2%	50%
Haiti	16	0.0%	45	0.1%	-64%
Jamaica	109	0.2%	152	0.3%	-28%
Trinidad & Tobago	906	1.4%	506	1.1%	79%
Other	370	0.6%	1,157	2.5%	-68%
Total	2,518	4.0%	2,914	6.3%	-13.59%
Europe					
Austria	163	0.3%	104	0.2%	57%
Belgium	1,282	2.0%	668	1.5%	92%
Denmark	79	0.1%	58	0.1%	36%
France	204	0.3%	166	0.4%	23%
Germany	2,395	3.8%	1,450	3.2%	65%
Italy	124	0.2%	69	0.2%	80%
Netherlands	19,295	30.4%	16,287	35.5%	18%
Spain	173	0.3%	73	0.2%	137%
Sweden	129	0.2%	91	0.2%	42%
Switzerland	298	0.5%	197	0.4%	51%
United Kingdom	392	0.6%	296	0.6%	32%
Other	776	1.2%	494	1.1%	57%
Total	25,310	39.8%	19,953	43.5%	26.85%
Others					
Not Stated	362	0.6%	700	1.5%	-48%
Other	445	0.7%	377	0.8%	18%
Total	807	1.3%	1,077	2.3%	-25.07%
Overall	63,556	100.0%	45,914	100.0%	38%

2024YTD	% Total	2023YTD	% Total	% Change
15,726	8.5%	12,458	9.1%	26%
48,102	26.0%	33,621	24.6%	43%
63,828	34.6%	46,079	33.8%	39%
2,173	1.2%	1,807	1.3%	20%
10,552	5.7%	3,869	2.8%	173%
759	0.4%	775	0.6%	-2%
11,730	6.4%	7,008	5.1%	67%
1,230	0.7%	588	0.4%	109%
553	0.3%	270	0.2%	105%
1,341	0.7%	1,441	1.1%	-7%
408	0.2%	457	0.3%	-11%
2,823	1.5%	316	0.2%	793%
2,285	1.2%	1,496	1.1%	53%
33,854	18.3%	18,027	13.2%	88%
2,716	1.5%	2,722	2.0%	0%
534	0.3%	344	0.3%	55%
95	0.1%	121	0.1%	-21%
276	0.1%	417	0.3%	-34%
1,854	1.0%	1,032	0.8%	80%
1,676	0.9%	3,011	2.2%	-44%
7,151	3.9%	7,647	5.6%	-6%
376	0.2%	260	0.2%	45%
2,660	1.4%	1,721	1.3%	55%
274	0.1%	168	0.1%	63%
649	0.4%	491	0.4%	32%
4,436	2.4%	3,046	2.2%	46%
478	0.3%	278	0.2%	72%
63,253	34.2%	52,124	38.2%	21%
409	0.2%	194	0.1%	111%
427	0.2%	307	0.2%	39%
718	0.4%	564	0.4%	27%
1,103	0.6%	915	0.7%	21%
2,199	1.2%	1,568	1.1%	40%
76,982	41.7%	61,636	45.1%	25%
1,441	0.8%	2,115	1.5%	-32%
1,440	0.8%	1,015	0.7%	42%
2,881	1.6%	3,130	2.3%	-8%
184,696	100.0%	136,519	100.0%	35%



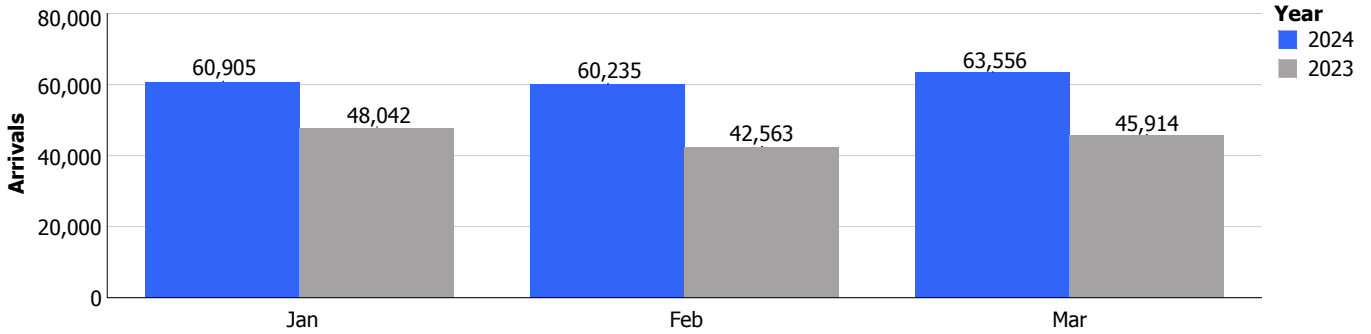
Pietermaai 19, Curaçao, Dutch Caribbean
 Phone: (599-9) 461-8200
 Email: info@curacao.com
 Website: curacao.com

Stayover Visitor Nights (Mar / 2024)

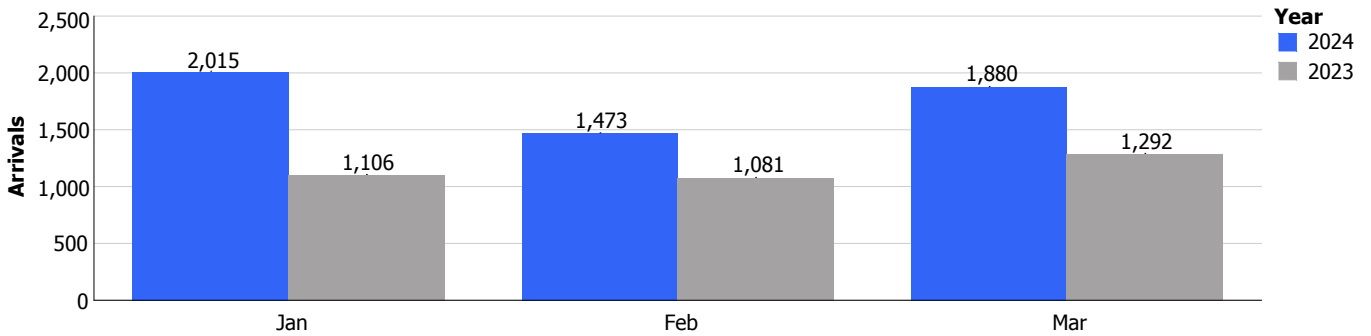
	Mar/2024	% Total	Mar/2023	% Total	% Change
North America					
Canada	41,945	8.0%	32,015	8.0%	31%
United States	115,254	21.9%	77,761	19.5%	48%
Total	157,199	29.9%	109,776	27.6%	43%
South America					
Argentina	5,437	1.0%	3,483	0.9%	56%
Brazil	23,017	4.4%	8,953	2.3%	157%
Chile	1,340	0.3%	992	0.2%	35%
Colombia	22,940	4.4%	18,687	4.7%	23%
Ecuador	2,020	0.4%	1,226	0.3%	65%
Panama	761	0.1%	375	0.1%	103%
Suriname	4,067	0.8%	3,762	0.9%	8%
Uruguay	1,211	0.2%	933	0.2%	30%
Venezuela	3,842	0.7%	1,097	0.3%	250%
Other	4,552	0.9%	3,412	0.9%	33%
Total	69,187	13.1%	42,920	10.8%	61%
Caribbean					
Aruba	3,966	0.8%	3,860	1.0%	3%
Dom. Rep.	1,654	0.3%	1,115	0.3%	48%
Haiti	194	0.0%	482	0.1%	-60%
Jamaica	1,156	0.2%	1,534	0.4%	-25%
Trinidad & Tobago	4,219	0.8%	2,150	0.5%	96%
Other	2,752	0.5%	5,721	1.4%	-52%
Total	13,941	2.6%	14,862	3.7%	-6%
Europe					
Austria	1,784	0.3%	1,141	0.3%	56%
Belgium	12,773	2.4%	7,521	1.9%	70%
Denmark	1,126	0.2%	694	0.2%	62%
France	2,117	0.4%	1,972	0.5%	7%
Germany	28,839	5.5%	18,585	4.7%	55%
Italy	1,298	0.2%	643	0.2%	102%
Netherlands	211,445	40.2%	181,856	45.7%	16%
Spain	1,842	0.3%	1,005	0.3%	83%
Sweden	1,434	0.3%	908	0.2%	58%
Switzerland	2,761	0.5%	1,998	0.5%	38%
United Kingdom	4,683	0.9%	3,743	0.9%	25%
Other	8,599	1.6%	4,845	1.2%	77%
Total	278,701	52.9%	224,911	56.5%	24%
Others					
Not Stated	2,700	0.5%	2,546	0.6%	6%
Other	4,782	0.9%	2,783	0.7%	72%
Total	7,482	1.4%	5,329	1.3%	40%
Overall	526,510	100.0%	397,798	100.0%	32%

2024YTD	% Total	2023YTD	% Total	% Change
149,973	9.1%	122,831	9.6%	22%
312,600	19.0%	232,376	18.2%	35%
462,573	28.1%	355,207	27.8%	30%
17,657	1.1%	15,431	1.2%	14%
74,033	4.5%	26,598	2.1%	178%
6,142	0.4%	6,247	0.5%	-2%
66,106	4.0%	47,647	3.7%	39%
5,432	0.3%	3,006	0.2%	81%
2,822	0.2%	1,422	0.1%	98%
11,996	0.7%	10,726	0.8%	12%
3,369	0.2%	3,633	0.3%	-7%
17,757	1.1%	3,859	0.3%	360%
16,477	1.0%	10,990	0.9%	50%
221,791	13.5%	129,559	10.1%	71%
11,555	0.7%	12,090	0.9%	-4%
5,335	0.3%	3,652	0.3%	46%
1,062	0.1%	1,272	0.1%	-17%
3,131	0.2%	3,811	0.3%	-18%
9,073	0.6%	4,877	0.4%	86%
11,542	0.7%	14,428	1.1%	-20%
41,698	2.5%	40,130	3.1%	4%
4,346	0.3%	3,228	0.3%	35%
28,198	1.7%	19,322	1.5%	46%
3,459	0.2%	1,873	0.1%	85%
6,803	0.4%	5,554	0.4%	22%
57,205	3.5%	42,373	3.3%	35%
4,940	0.3%	2,762	0.2%	79%
732,884	44.5%	619,720	48.5%	18%
4,843	0.3%	2,577	0.2%	88%
5,232	0.3%	3,365	0.3%	55%
7,889	0.5%	6,360	0.5%	24%
14,181	0.9%	11,487	0.9%	23%
26,301	1.6%	16,816	1.3%	56%
896,281	54.4%	735,437	57.6%	22%
8,220	0.5%	8,722	0.7%	-6%
17,560	1.1%	7,897	0.6%	122%
25,780	1.6%	16,619	1.3%	55%
1,648,123	100.0%	1,276,952	100.0%	29%

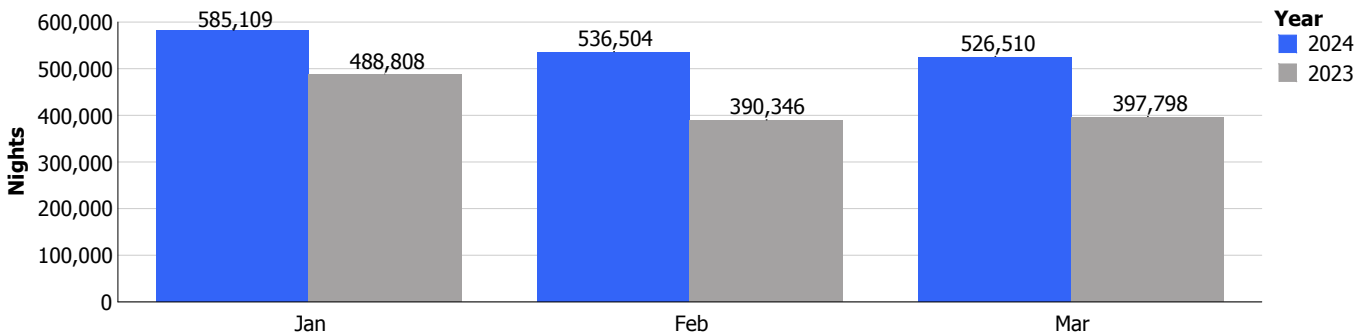
Stay over



Day trippers



Stay over nights



Cruise arrivals

