



Pietermaai 19, Curaçao, Dutch Caribbean  
 Phone: (599-9) 461-8200  
 Email: info@curacao.com  
 Website: curacao.com

## Overall Visitor Arrival Performance (Feb / 2024)

### Total Stayover Arrivals by Region

Region	Feb/2024	% Total	Feb/2023	% Total	% Change
North America	20,892	35%	15,003	35%	39%
South America	10,345	17%	5,423	13%	91%
Caribbean	2,119	4%	2,290	5%	-7%
Europe	26,023	43%	18,865	44%	38%
Others	856	1%	982	2%	-13%
<b>Total</b>	<b>60,235</b>	<b>100%</b>	<b>42,563</b>	<b>100%</b>	<b>42%</b>

2024YTD	% Total	2023YTD	% Total	% Change
39,943	33%	30,372	34%	32%
22,818	19%	11,764	13%	94%
4,633	4%	4,733	5%	-2%
51,672	43%	41,683	46%	24%
2,074	2%	2,053	2%	1%
<b>121,140</b>	<b>100%</b>	<b>90,605</b>	<b>100%</b>	<b>34%</b>

### Total Daytrippers

	Feb/2024	% Total	Feb/2023	% Total	% Change
Day Trippers	1,473	100%	1,081	100%	36%

2024YTD	% Total	2023YTD	% Total	% Change
3,489	100%	2,187	100%	60%

### Total Nights by Region

Region	Feb/2024	% Total	Feb/2023	% Total	% Change
North America	151,230	28.2%	115,368	29.6%	31%
South America	68,929	12.8%	38,959	10.0%	77%
Caribbean	12,629	2.4%	12,138	3.1%	4%
Europe	294,372	54.9%	219,129	56.1%	34%
Others	9,344	1.7%	4,752	1.2%	97%
<b>Total</b>	<b>536,504</b>	<b>100%</b>	<b>390,346</b>	<b>100%</b>	<b>37%</b>

2024YTD	% Total	2023YTD	% Total	% Change
305,374	27.2%	245,431	27.9%	24%
152,604	13.6%	86,639	9.9%	76%
27,757	2.5%	25,268	2.9%	10%
617,580	55.1%	510,526	58.1%	21%
18,298	1.6%	11,290	1.3%	62%
<b>1,121,613</b>	<b>100%</b>	<b>879,154</b>	<b>100%</b>	<b>28%</b>

### Total Cruise Arrivals

	Feb/2024	% Total	Feb/2023	% Total	% Change
Cruise Arrivals	125,210	100%	103,563	100%	21%
Cruise Calls	48	100%	42	100%	14%

2024YTD	% Total	2023YTD	% Total	% Change
248,440	100%	211,262	100%	18%
96	100%	84	100%	14%

### Total Arrivals

	Feb/2024	% Total	Feb/2023	% Total	% Change
Cruise Arrivals	125,210	67%	103,563	70%	21%
Day Trippers	1,473	1%	1,081	1%	36%
Stayovers	60,235	32%	42,563	29%	42%
<b>Total</b>	<b>186,918</b>	<b>100%</b>	<b>147,207</b>	<b>100%</b>	<b>27%</b>

2024YTD	% Total	2023YTD	% Total	% Change
248,440	67%	211,262	69%	18%
3,489	1%	2,187	1%	60%
121,140	32%	90,605	30%	34%
<b>373,069</b>	<b>100%</b>	<b>304,054</b>	<b>100%</b>	<b>23%</b>

### Source

**Stayover:** Immigration database / CTB  
**Visitor Nights:** Immigration database / CTB  
**Cruise calls / passengers:** CPA



Pietermaai 19, Curaçao, Dutch Caribbean  
 Phone: (599-9) 461-8200  
 Email: info@curacao.com  
 Website: curacao.com

### Stayover Visitor Arrival (Feb / 2024)

	Feb/2024	% Total	Feb/2023	% Total	% Change
<b>North America</b>					
Canada	5,136	8.5%	4,303	10.1%	19%
United States	15,756	26.2%	10,700	25.1%	47%
<b>Total</b>	<b>20,892</b>	<b>34.7%</b>	<b>15,003</b>	<b>35.2%</b>	<b>39.25%</b>
<b>South America</b>					
Argentina	688	1.1%	641	1.5%	7%
Brazil	3,552	5.9%	1,189	2.8%	199%
Chile	349	0.6%	382	0.9%	-9%
Colombia	2,787	4.6%	1,755	4.1%	59%
Ecuador	446	0.7%	225	0.5%	98%
Panama	174	0.3%	109	0.3%	60%
Suriname	446	0.7%	448	1.1%	0%
Uruguay	117	0.2%	86	0.2%	36%
Venezuela	1,024	1.7%	109	0.3%	839%
Other	762	1.3%	479	1.1%	59%
<b>Total</b>	<b>10,345</b>	<b>17.2%</b>	<b>5,423</b>	<b>12.7%</b>	<b>90.76%</b>
<b>Caribbean</b>					
Aruba	794	1.3%	755	1.8%	5%
Dom. Rep.	178	0.3%	129	0.3%	38%
Haiti	39	0.1%	37	0.1%	5%
Jamaica	95	0.2%	163	0.4%	-42%
Trinidad & Tobago	536	0.9%	259	0.6%	107%
Other	477	0.8%	947	2.2%	-50%
<b>Total</b>	<b>2,119</b>	<b>3.5%</b>	<b>2,290</b>	<b>5.4%</b>	<b>-7.47%</b>
<b>Europe</b>					
Austria	107	0.2%	77	0.2%	39%
Belgium	804	1.3%	534	1.3%	51%
Denmark	107	0.2%	59	0.1%	81%
France	250	0.4%	164	0.4%	52%
Germany	1,127	1.9%	815	1.9%	38%
Italy	176	0.3%	80	0.2%	120%
Netherlands	21,784	36.2%	16,025	37.7%	36%
Spain	127	0.2%	51	0.1%	149%
Sweden	159	0.3%	121	0.3%	31%
Switzerland	250	0.4%	175	0.4%	43%
United Kingdom	382	0.6%	275	0.6%	39%
Other	750	1.2%	489	1.1%	53%
<b>Total</b>	<b>26,023</b>	<b>43.2%</b>	<b>18,865</b>	<b>44.3%</b>	<b>37.94%</b>
<b>Others</b>					
Not Stated	346	0.6%	657	1.5%	-47%
Other	510	0.8%	325	0.8%	57%
<b>Total</b>	<b>856</b>	<b>1.4%</b>	<b>982</b>	<b>2.3%</b>	<b>-12.83%</b>
<b>Overall</b>	<b>60,235</b>	<b>100.0%</b>	<b>42,563</b>	<b>100.0%</b>	<b>42%</b>

2024YTD	% Total	2023YTD	% Total	% Change
10,582	8.7%	8,609	9.5%	23%
29,361	24.2%	21,763	24.0%	35%
<b>39,943</b>	<b>33.0%</b>	<b>30,372</b>	<b>33.5%</b>	<b>32%</b>
1,491	1.2%	1,375	1.5%	8%
7,223	6.0%	2,540	2.8%	184%
580	0.5%	640	0.7%	-9%
7,502	6.2%	4,260	4.7%	76%
776	0.6%	322	0.4%	141%
386	0.3%	186	0.2%	108%
918	0.8%	898	1.0%	2%
251	0.2%	325	0.4%	-23%
2,208	1.8%	216	0.2%	922%
1,483	1.2%	1,002	1.1%	48%
<b>22,818</b>	<b>18.8%</b>	<b>11,764</b>	<b>13.0%</b>	<b>94%</b>
1,756	1.4%	1,773	2.0%	-1%
377	0.3%	239	0.3%	58%
79	0.1%	76	0.1%	4%
167	0.1%	265	0.3%	-37%
948	0.8%	526	0.6%	80%
1,306	1.1%	1,854	2.0%	-30%
<b>4,633</b>	<b>3.8%</b>	<b>4,733</b>	<b>5.2%</b>	<b>-2%</b>
213	0.2%	156	0.2%	37%
1,378	1.1%	1,053	1.2%	31%
195	0.2%	110	0.1%	77%
445	0.4%	325	0.4%	37%
2,041	1.7%	1,596	1.8%	28%
354	0.3%	209	0.2%	69%
43,958	36.3%	35,837	39.6%	23%
236	0.2%	121	0.1%	95%
298	0.2%	216	0.2%	38%
420	0.3%	367	0.4%	14%
711	0.6%	619	0.7%	15%
1,423	1.2%	1,074	1.2%	32%
<b>51,672</b>	<b>42.7%</b>	<b>41,683</b>	<b>46.0%</b>	<b>24%</b>
1,079	0.9%	1,415	1.6%	-24%
995	0.8%	638	0.7%	56%
<b>2,074</b>	<b>1.7%</b>	<b>2,053</b>	<b>2.3%</b>	<b>1%</b>
<b>121,140</b>	<b>100.0%</b>	<b>90,605</b>	<b>100.0%</b>	<b>34%</b>



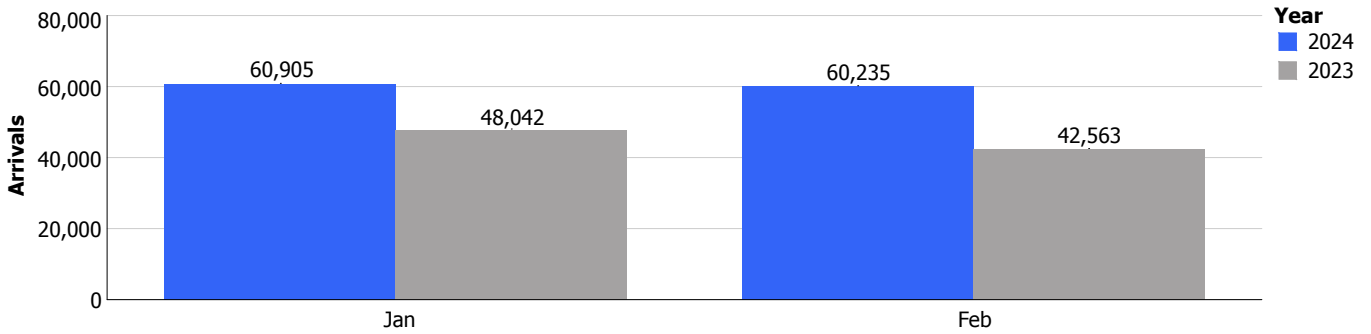
Pietermaai 19, Curaçao, Dutch Caribbean  
 Phone: (599-9) 461-8200  
 Email: info@curacao.com  
 Website: curacao.com

**Stayover Visitor Nights (Feb / 2024)**

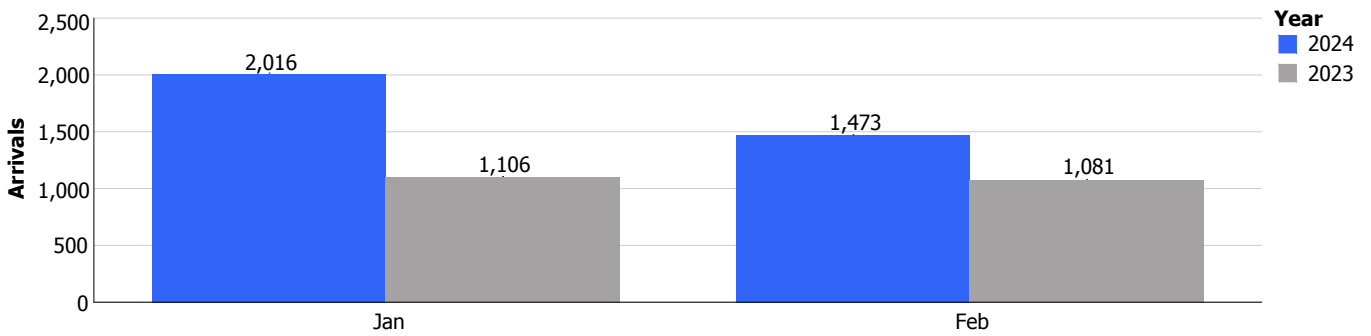
	Feb/2024	% Total	Feb/2023	% Total	% Change
<b>North America</b>					
Canada	48,243	9.0%	41,100	10.5%	17%
United States	102,987	19.2%	74,268	19.0%	39%
<b>Total</b>	<b>151,230</b>	<b>28.2%</b>	<b>115,368</b>	<b>29.6%</b>	<b>31%</b>
<b>South America</b>					
Argentina	5,690	1.1%	5,338	1.4%	7%
Brazil	24,142	4.5%	7,987	2.0%	202%
Chile	2,684	0.5%	3,001	0.8%	-11%
Colombia	15,483	2.9%	12,099	3.1%	28%
Ecuador	2,083	0.4%	1,219	0.3%	71%
Panama	995	0.2%	550	0.1%	81%
Suriname	3,937	0.7%	3,752	1.0%	5%
Uruguay	948	0.2%	753	0.2%	26%
Venezuela	6,784	1.3%	1,209	0.3%	461%
Other	6,183	1.2%	3,051	0.8%	103%
<b>Total</b>	<b>68,929</b>	<b>12.8%</b>	<b>38,959</b>	<b>10.0%</b>	<b>77%</b>
<b>Caribbean</b>					
Aruba	3,424	0.6%	3,291	0.8%	4%
Dom. Rep.	1,627	0.3%	1,442	0.4%	13%
Haiti	432	0.1%	378	0.1%	14%
Jamaica	938	0.2%	1,380	0.4%	-32%
Trinidad & Tobago	2,725	0.5%	1,237	0.3%	120%
Other	3,483	0.6%	4,410	1.1%	-21%
<b>Total</b>	<b>12,629</b>	<b>2.4%</b>	<b>12,138</b>	<b>3.1%</b>	<b>4%</b>
<b>Europe</b>					
Austria	1,141	0.2%	927	0.2%	23%
Belgium	8,894	1.7%	5,700	1.5%	56%
Denmark	1,255	0.2%	605	0.2%	107%
France	2,657	0.5%	1,890	0.5%	41%
Germany	14,831	2.8%	10,850	2.8%	37%
Italy	1,697	0.3%	825	0.2%	106%
Netherlands	243,325	45.4%	186,675	47.8%	30%
Spain	1,631	0.3%	680	0.2%	140%
Sweden	1,836	0.3%	1,265	0.3%	45%
Switzerland	3,095	0.6%	1,548	0.4%	100%
United Kingdom	4,974	0.9%	3,308	0.8%	50%
Other	9,036	1.7%	4,856	1.2%	86%
<b>Total</b>	<b>294,372</b>	<b>54.9%</b>	<b>219,129</b>	<b>56.1%</b>	<b>34%</b>
<b>Others</b>					
Not Stated	2,288	0.4%	2,717	0.7%	-16%
Other	7,056	1.3%	2,035	0.5%	247%
<b>Total</b>	<b>9,344</b>	<b>1.7%</b>	<b>4,752</b>	<b>1.2%</b>	<b>97%</b>
<b>Overall</b>	<b>536,504</b>	<b>100.0%</b>	<b>390,346</b>	<b>100.0%</b>	<b>37%</b>

2024YTD	% Total	2023YTD	% Total	% Change
108,028	9.6%	90,816	10.3%	19%
197,346	17.6%	154,615	17.6%	28%
<b>305,374</b>	<b>27.2%</b>	<b>245,431</b>	<b>27.9%</b>	<b>24%</b>
12,220	1.1%	11,948	1.4%	2%
51,016	4.5%	17,645	2.0%	189%
4,802	0.4%	5,255	0.6%	-9%
43,166	3.8%	28,960	3.3%	49%
3,412	0.3%	1,780	0.2%	92%
2,061	0.2%	1,047	0.1%	97%
7,929	0.7%	6,964	0.8%	14%
2,158	0.2%	2,700	0.3%	-20%
13,915	1.2%	2,762	0.3%	404%
11,925	1.1%	7,578	0.9%	57%
<b>152,604</b>	<b>13.6%</b>	<b>86,639</b>	<b>9.9%</b>	<b>76%</b>
7,589	0.7%	8,230	0.9%	-8%
3,681	0.3%	2,537	0.3%	45%
868	0.1%	790	0.1%	10%
1,975	0.2%	2,277	0.3%	-13%
4,854	0.4%	2,727	0.3%	78%
8,790	0.8%	8,707	1.0%	1%
<b>27,757</b>	<b>2.5%</b>	<b>25,268</b>	<b>2.9%</b>	<b>10%</b>
2,562	0.2%	2,087	0.2%	23%
15,425	1.4%	11,801	1.3%	31%
2,333	0.2%	1,179	0.1%	98%
4,686	0.4%	3,582	0.4%	31%
28,366	2.5%	23,788	2.7%	19%
3,642	0.3%	2,119	0.2%	72%
521,439	46.5%	437,864	49.8%	19%
3,001	0.3%	1,572	0.2%	91%
3,798	0.3%	2,457	0.3%	55%
5,128	0.5%	4,362	0.5%	18%
9,498	0.8%	7,744	0.9%	23%
17,702	1.6%	11,971	1.4%	48%
<b>617,580</b>	<b>55.1%</b>	<b>510,526</b>	<b>58.1%</b>	<b>21%</b>
5,520	0.5%	6,176	0.7%	-11%
12,778	1.1%	5,114	0.6%	150%
<b>18,298</b>	<b>1.6%</b>	<b>11,290</b>	<b>1.3%</b>	<b>62%</b>
<b>1,121,613</b>	<b>100.0%</b>	<b>879,154</b>	<b>100.0%</b>	<b>28%</b>

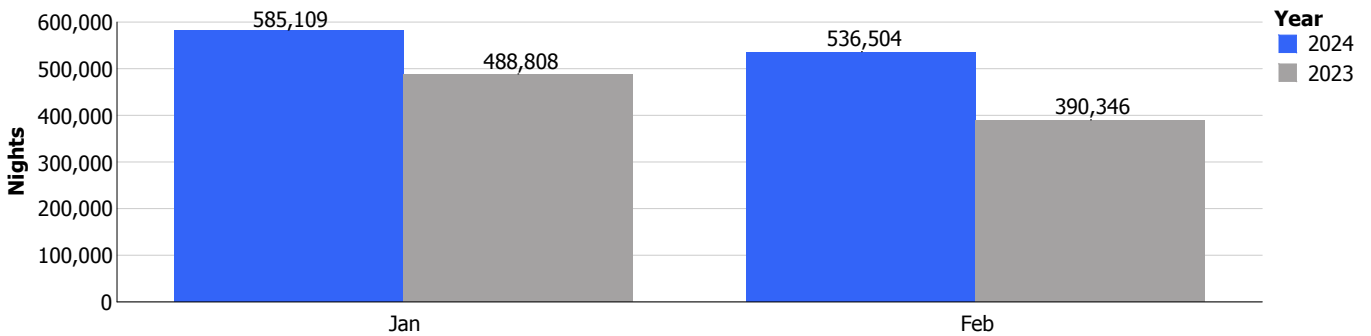
### Stay over



### Day trippers



### Stay over nights



### Cruise arrivals

