

Overall Visitor Arrival Performance (Dec / 2023)

Total Stayover Arrivals by Region

Region	Dec/2023	% Total	Dec/2022	% Total	% Change
North America	19,388	31%	13,865	31%	40%
South America	12,206	19%	5,957	13%	105%
Caribbean	3,883	6%	2,891	6%	34%
Europe	26,769	42%	21,107	47%	27%
Others	1,144	2%	1,104	2%	4%
Total	63,390	100%	44,924	100%	41%

2023YTD	% Total	2022YTD	% Total	% Change
173,431	30%	105,593	22%	64%
106,447	18%	63,806	13%	67%
41,020	7%	29,818	6%	38%
247,690	43%	278,468	57%	-11%
13,821	2%	11,874	2%	16%
582,409	100%	489,559	100%	19%

Total Daytrippers

	Dec/2023	% Total	Dec/2022	% Total	% Change
Day Trippers	2,452	100%	817	100%	200%

2023YTD	% Total	2022YTD	% Total	% Change
19,763	100%	11,039	100%	79%

Total Nights by Region

Region	Dec/2023	% Total	Dec/2022	% Total	% Change
North America	145,278	24.1%	107,475	23.9%	35%
South America	94,324	15.6%	48,643	10.8%	94%
Caribbean	22,784	3.8%	17,673	3.9%	29%
Europe	333,885	55.4%	267,539	59.5%	25%
Others	6,928	1.1%	8,148	1.8%	-15%
Total	603,199	100%	449,478	100%	34%

2023YTD	% Total	2022YTD	% Total	% Change
1,208,941	23.6%	741,667	15.8%	63%
721,770	14.1%	433,615	9.3%	66%
218,199	4.3%	175,510	3.7%	24%
2,910,627	56.8%	3,239,689	69.2%	-10%
64,837	1.3%	89,985	1.9%	-28%
5,124,374	100%	4,680,466	100%	9%

Total Cruise Arrivals

	Dec/2023	% Total	Dec/2022	% Total	% Change
Cruise Arrivals	114,684	100%	95,891	100%	20%
Cruise Calls	53	100%	44	100%	20%

2023YTD	% Total	2022YTD	% Total	% Change
710,769	100%	533,831	100%	33%
287	100%	281	100%	2%

Total Arrivals

	Dec/2023	% Total	Dec/2022	% Total	% Change
Cruise Arrivals	114,684	64%	95,891	68%	20%
Day Trippers	2,452	1%	817	1%	200%
Stayovers	63,390	35%	44,924	32%	41%
Total	180,526	100%	141,632	100%	27%

2023YTD	% Total	2022YTD	% Total	% Change
710,769	54%	533,831	52%	33%
19,763	2%	11,039	1%	79%
582,409	44%	489,559	47%	19%
1,312,941	100%	1,034,429	100%	27%

Source

Stayover: Immigration database / CTB
Visitor Nights: Immigration database / CTB
Cruise calls / passengers: CPA

Stayover Visitor Arrival (Dec / 2023)

	Dec/2023	% Total	Dec/2022	% Total	% Change
North America					
Canada	4,674	7.4%	3,454	7.7%	35%
United States	14,714	23.2%	10,411	23.2%	41%
Total	19,388	30.6%	13,865	30.9%	39.83%
South America					
Argentina	350	0.6%	249	0.6%	41%
Brazil	3,665	5.8%	1,028	2.3%	257%
Chile	107	0.2%	160	0.4%	-33%
Colombia	5,405	8.5%	3,078	6.9%	76%
Ecuador	242	0.4%	148	0.3%	64%
Panama	134	0.2%	91	0.2%	47%
Suriname	651	1.0%	583	1.3%	12%
Uruguay	65	0.1%	86	0.2%	-24%
Venezuela	814	1.3%	119	0.3%	584%
Other	773	1.2%	415	0.9%	86%
Total	12,206	19.3%	5,957	13.3%	104.90%
Caribbean					
Aruba	1,120	1.8%	994	2.2%	13%
Dom. Rep.	224	0.4%	181	0.4%	24%
Haiti	11	0.0%	9	0.0%	22%
Jamaica	164	0.3%	235	0.5%	-30%
Trinidad & Tobago	767	1.2%	390	0.9%	97%
Other	1,597	2.5%	1,082	2.4%	48%
Total	3,883	6.1%	2,891	6.4%	34.31%
Europe					
Austria	79	0.1%	87	0.2%	-9%
Belgium	827	1.3%	653	1.5%	27%
Denmark	38	0.1%	28	0.1%	36%
France	153	0.2%	160	0.4%	-4%
Germany	911	1.4%	716	1.6%	27%
Italy	166	0.3%	136	0.3%	22%
Netherlands	23,108	36.5%	17,958	40.0%	29%
Spain	168	0.3%	139	0.3%	21%
Sweden	158	0.2%	143	0.3%	10%
Switzerland	207	0.3%	187	0.4%	11%
United Kingdom	306	0.5%	337	0.8%	-9%
Other	648	1.0%	563	1.3%	15%
Total	26,769	42.2%	21,107	47.0%	26.83%
Others					
Not Stated	730	1.2%	815	1.8%	-10%
Other	414	0.7%	289	0.6%	43%
Total	1,144	1.8%	1,104	2.5%	3.62%
Overall	63,390	100.0%	44,924	100.0%	41%

2023YTD	% Total	2022YTD	% Total	% Change
32,256	5.5%	12,165	2.5%	165%
141,175	24.2%	93,428	19.1%	51%
173,431	29.8%	105,593	21.6%	64%
7,051	1.2%	3,409	0.7%	107%
26,815	4.6%	10,161	2.1%	164%
2,642	0.5%	1,935	0.4%	37%
39,414	6.8%	28,460	5.8%	38%
4,039	0.7%	3,986	0.8%	1%
1,583	0.3%	1,219	0.2%	30%
8,975	1.5%	6,248	1.3%	44%
2,027	0.3%	2,111	0.4%	-4%
5,757	1.0%	1,030	0.2%	459%
8,144	1.4%	5,247	1.1%	55%
106,447	18.3%	63,806	13.0%	67%
12,083	2.1%	10,935	2.2%	10%
1,891	0.3%	1,473	0.3%	28%
391	0.1%	461	0.1%	-15%
1,944	0.3%	2,429	0.5%	-20%
8,912	1.5%	4,234	0.9%	110%
15,799	2.7%	10,286	2.1%	54%
41,020	7.0%	29,818	6.1%	38%
840	0.1%	943	0.2%	-11%
8,684	1.5%	9,786	2.0%	-11%
475	0.1%	555	0.1%	-14%
1,689	0.3%	1,886	0.4%	-10%
11,719	2.0%	13,304	2.7%	-12%
1,249	0.2%	1,142	0.2%	9%
209,594	36.0%	237,654	48.5%	-12%
1,258	0.2%	1,093	0.2%	15%
903	0.2%	681	0.1%	33%
2,386	0.4%	2,453	0.5%	-3%
3,361	0.6%	3,604	0.7%	-7%
5,532	0.9%	5,367	1.1%	3%
247,690	42.5%	278,468	56.9%	-11%
9,793	1.7%	8,585	1.8%	14%
4,028	0.7%	3,289	0.7%	22%
13,821	2.4%	11,874	2.4%	16%
582,409	100.0%	489,559	100.0%	19%



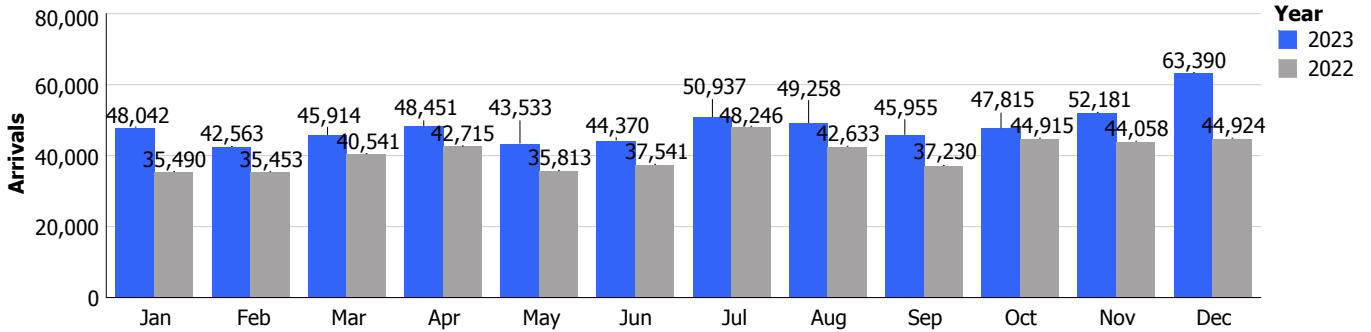
Pietermaai 19, Curaçao, Dutch Caribbean
 Phone: (599-9) 461-8200
 Email: info@curacao.com
 Website: curacao.com

Stayover Visitor Nights (Dec / 2023)

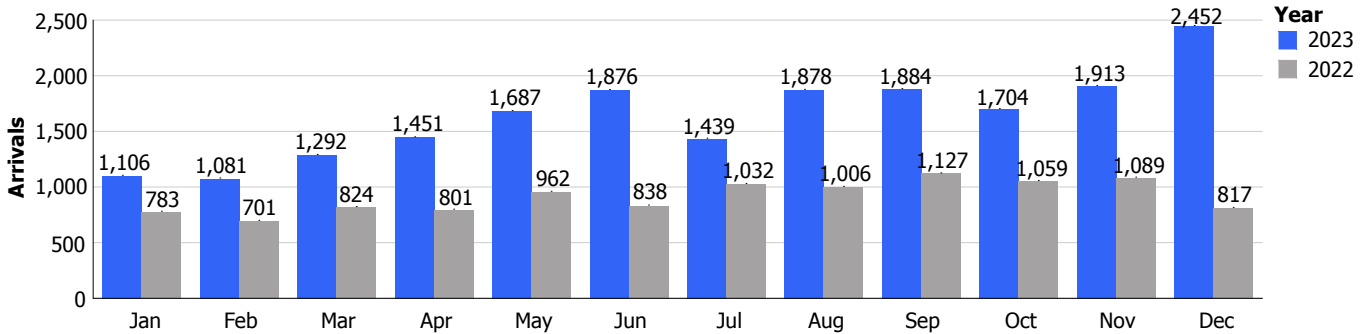
	Dec/2023	% Total	Dec/2022	% Total	% Change
North America					
Canada	44,037	7.3%	32,244	7.2%	37%
United States	101,241	16.8%	75,231	16.7%	35%
Total	145,278	24.1%	107,475	23.9%	35%
South America					
Argentina	3,446	0.6%	2,414	0.5%	43%
Brazil	28,828	4.8%	7,480	1.7%	285%
Chile	978	0.2%	1,269	0.3%	-23%
Colombia	38,579	6.4%	23,988	5.3%	61%
Ecuador	1,113	0.2%	873	0.2%	27%
Panama	981	0.2%	694	0.2%	41%
Suriname	6,823	1.1%	5,658	1.3%	21%
Uruguay	490	0.1%	745	0.2%	-34%
Venezuela	7,727	1.3%	1,920	0.4%	302%
Other	5,359	0.9%	3,602	0.8%	49%
Total	94,324	15.6%	48,643	10.8%	94%
Caribbean					
Aruba	5,531	0.9%	4,931	1.1%	12%
Dom. Rep.	2,163	0.4%	1,776	0.4%	22%
Haiti	130	0.0%	56	0.0%	132%
Jamaica	2,974	0.5%	3,008	0.7%	-1%
Trinidad & Tobago	3,373	0.6%	2,635	0.6%	28%
Other	8,613	1.4%	5,267	1.2%	64%
Total	22,784	3.8%	17,673	3.9%	29%
Europe					
Austria	1,261	0.2%	1,126	0.3%	12%
Belgium	8,708	1.4%	6,783	1.5%	28%
Denmark	532	0.1%	306	0.1%	74%
France	1,706	0.3%	2,108	0.5%	-19%
Germany	13,069	2.2%	9,848	2.2%	33%
Italy	1,814	0.3%	1,748	0.4%	4%
Netherlands	289,658	48.0%	229,232	51.0%	26%
Spain	2,184	0.4%	1,694	0.4%	29%
Sweden	1,877	0.3%	1,727	0.4%	9%
Switzerland	2,711	0.4%	2,115	0.5%	28%
United Kingdom	3,414	0.6%	4,156	0.9%	-18%
Other	6,951	1.2%	6,696	1.5%	4%
Total	333,885	55.4%	267,539	59.5%	25%
Others					
Not Stated	2,405	0.4%	5,385	1.2%	-55%
Other	4,523	0.7%	2,763	0.6%	64%
Total	6,928	1.1%	8,148	1.8%	-15%
Overall	603,199	100.0%	449,478	100.0%	34%

2023YTD	% Total	2022YTD	% Total	% Change
292,718	5.7%	122,283	2.6%	139%
916,223	17.9%	619,384	13.2%	48%
1,208,941	23.6%	741,667	15.8%	63%
57,982	1.1%	28,378	0.6%	104%
187,494	3.7%	68,703	1.5%	173%
20,623	0.4%	14,548	0.3%	42%
241,817	4.7%	178,957	3.8%	35%
18,228	0.4%	18,301	0.4%	0%
9,071	0.2%	7,149	0.2%	27%
72,571	1.4%	51,500	1.1%	41%
16,226	0.3%	16,640	0.4%	-2%
43,440	0.8%	11,230	0.2%	287%
54,318	1.1%	38,209	0.8%	42%
721,770	14.1%	433,615	9.3%	66%
56,989	1.1%	51,083	1.1%	12%
16,984	0.3%	12,714	0.3%	34%
4,272	0.1%	4,889	0.1%	-13%
21,537	0.4%	31,224	0.7%	-31%
39,055	0.8%	20,622	0.4%	89%
79,362	1.5%	54,978	1.2%	44%
218,199	4.3%	175,510	3.7%	24%
9,975	0.2%	11,201	0.2%	-11%
89,358	1.7%	101,484	2.2%	-12%
5,970	0.1%	6,157	0.1%	-3%
18,523	0.4%	22,507	0.5%	-18%
155,185	3.0%	176,515	3.8%	-12%
12,654	0.2%	12,395	0.3%	2%
2,458,918	48.0%	2,751,874	58.8%	-11%
14,634	0.3%	13,102	0.3%	12%
9,813	0.2%	9,192	0.2%	7%
26,530	0.5%	27,041	0.6%	-2%
41,772	0.8%	45,214	1.0%	-8%
67,295	1.3%	63,007	1.3%	7%
2,910,627	56.8%	3,239,689	69.2%	-10%
28,168	0.5%	49,703	1.1%	-43%
36,669	0.7%	40,282	0.9%	-9%
64,837	1.3%	89,985	1.9%	-28%
5,124,374	100.0%	4,680,466	100.0%	9%

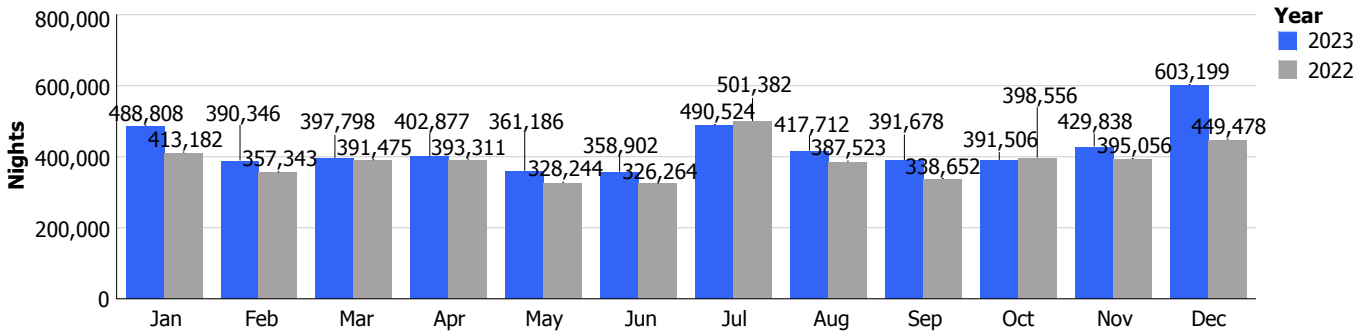
Stay over



Day trippers



Stay over nights



Cruise arrivals

