

## Overall Visitor Arrival Performance (Oct / 2023)

### Total Stayover Arrivals by Region

Region	Oct/2023	% Total	Oct/2022	% Total	% Change
North America	12,665	26%	10,696	24%	18%
South America	9,686	20%	5,990	13%	62%
Caribbean	3,394	7%	3,076	7%	10%
Europe	20,940	44%	23,992	53%	-13%
Others	1,127	2%	1,161	3%	-3%
<b>Total</b>	<b>47,812</b>	<b>100%</b>	<b>44,915</b>	<b>100%</b>	<b>6%</b>

2023YTD	% Total	2022YTD	% Total	% Change
138,882	30%	80,024	20%	74%
83,817	18%	52,196	13%	61%
34,145	7%	23,883	6%	43%
199,036	43%	234,823	59%	-15%
10,954	2%	9,651	2%	14%
<b>466,834</b>	<b>100%</b>	<b>400,577</b>	<b>100%</b>	<b>17%</b>

### Total Daytrippers

	Oct/2023	% Total	Oct/2022	% Total	% Change
Day Trippers	1,707	100%	1,059	100%	61%

2023YTD	% Total	2022YTD	% Total	% Change
15,402	100%	9,133	100%	69%

### Total Nights by Region

Region	Oct/2023	% Total	Oct/2022	% Total	% Change
North America	83,444	21.3%	72,095	18.1%	16%
South America	60,481	15.5%	39,748	10.0%	52%
Caribbean	17,661	4.5%	15,065	3.8%	17%
Europe	224,861	57.4%	261,171	65.5%	-14%
Others	4,982	1.3%	10,477	2.6%	-52%
<b>Total</b>	<b>391,429</b>	<b>100%</b>	<b>398,556</b>	<b>100%</b>	<b>-2%</b>

2023YTD	% Total	2022YTD	% Total	% Change
964,316	23.6%	552,568	14.4%	75%
567,315	13.9%	349,296	9.1%	62%
180,628	4.4%	142,575	3.7%	27%
2,325,521	56.8%	2,716,122	70.8%	-14%
53,480	1.3%	75,371	2.0%	-29%
<b>4,091,260</b>	<b>100%</b>	<b>3,835,932</b>	<b>100%</b>	<b>7%</b>

### Total Cruise Arrivals

	Oct/2023	% Total	Oct/2022	% Total	% Change
Cruise Arrivals	20,101	100%	36,727	100%	-45%
Cruise Calls	7	100%	13	100%	-46%

2023YTD	% Total	2022YTD	% Total	% Change
511,394	100%	352,021	100%	45%
197	100%	197	100%	0%

### Total Arrivals

	Oct/2023	% Total	Oct/2022	% Total	% Change
Cruise Arrivals	20,101	29%	36,727	44%	-45%
Day Trippers	1,707	2%	1,059	1%	61%
Stayovers	47,812	69%	44,915	54%	6%
<b>Total</b>	<b>69,620</b>	<b>100%</b>	<b>82,701</b>	<b>100%</b>	<b>-16%</b>

2023YTD	% Total	2022YTD	% Total	% Change
511,394	51%	352,021	46%	45%
15,402	2%	9,133	1%	69%
466,834	47%	400,577	53%	17%
<b>993,630</b>	<b>100%</b>	<b>761,731</b>	<b>100%</b>	<b>30%</b>

### Source

**Stayover:** Immigration database / CTB  
**Visitor Nights:** Immigration database / CTB  
**Cruise calls / passengers:** CPA

### Stayover Visitor Arrival (Oct / 2023)

	Oct/2023	% Total	Oct/2022	% Total	% Change
<b>North America</b>					
Canada	2,183	4.6%	1,530	3.4%	43%
United States	10,482	21.9%	9,166	20.4%	14%
<b>Total</b>	<b>12,665</b>	<b>26.5%</b>	<b>10,696</b>	<b>23.8%</b>	<b>18.41%</b>
<b>South America</b>					
Argentina	486	1.0%	457	1.0%	6%
Brazil	2,923	6.1%	902	2.0%	224%
Chile	164	0.3%	184	0.4%	-11%
Colombia	3,527	7.4%	2,601	5.8%	36%
Ecuador	284	0.6%	217	0.5%	31%
Panama	165	0.3%	126	0.3%	31%
Suriname	605	1.3%	705	1.6%	-14%
Uruguay	144	0.3%	235	0.5%	-39%
Venezuela	762	1.6%	87	0.2%	776%
Other	626	1.3%	476	1.1%	32%
<b>Total</b>	<b>9,686</b>	<b>20.3%</b>	<b>5,990</b>	<b>13.3%</b>	<b>61.70%</b>
<b>Caribbean</b>					
Aruba	785	1.6%	1,146	2.6%	-32%
Dom. Rep.	246	0.5%	112	0.2%	120%
Haiti	22	0.0%	25	0.1%	-12%
Jamaica	164	0.3%	209	0.5%	-22%
Trinidad & Tobago	822	1.7%	433	1.0%	90%
Other	1,355	2.8%	1,151	2.6%	18%
<b>Total</b>	<b>3,394</b>	<b>7.1%</b>	<b>3,076</b>	<b>6.8%</b>	<b>10.34%</b>
<b>Europe</b>					
Austria	67	0.1%	102	0.2%	-34%
Belgium	956	2.0%	905	2.0%	6%
Denmark	53	0.1%	52	0.1%	2%
France	133	0.3%	141	0.3%	-6%
Germany	1,198	2.5%	1,391	3.1%	-14%
Italy	62	0.1%	56	0.1%	11%
Netherlands	17,395	36.4%	20,102	44.8%	-13%
Spain	94	0.2%	75	0.2%	25%
Sweden	98	0.2%	123	0.3%	-20%
Switzerland	191	0.4%	271	0.6%	-30%
United Kingdom	278	0.6%	367	0.8%	-24%
Other	415	0.9%	407	0.9%	2%
<b>Total</b>	<b>20,940</b>	<b>43.8%</b>	<b>23,992</b>	<b>53.4%</b>	<b>-12.72%</b>
<b>Others</b>					
Not Stated	843	1.8%	847	1.9%	0%
Other	284	0.6%	314	0.7%	-10%
<b>Total</b>	<b>1,127</b>	<b>2.4%</b>	<b>1,161</b>	<b>2.6%</b>	<b>-2.93%</b>
<b>Overall</b>	<b>47,812</b>	<b>100.0%</b>	<b>44,915</b>	<b>100.0%</b>	<b>6%</b>

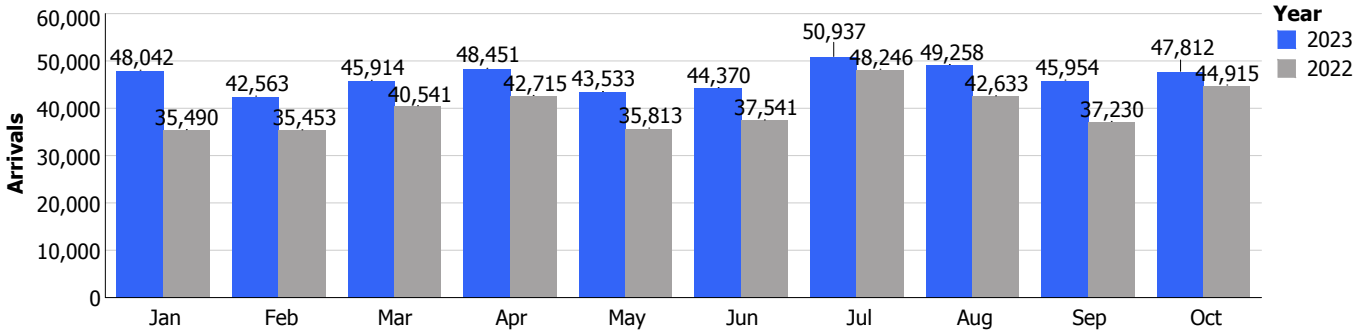
2023YTD	% Total	2022YTD	% Total	% Change
23,628	5.1%	6,376	1.6%	271%
115,254	24.7%	73,648	18.4%	56%
<b>138,882</b>	<b>29.7%</b>	<b>80,024</b>	<b>20.0%</b>	<b>74%</b>
6,229	1.3%	2,744	0.7%	127%
20,400	4.4%	8,280	2.1%	146%
2,418	0.5%	1,510	0.4%	60%
29,587	6.3%	22,915	5.7%	29%
3,417	0.7%	3,583	0.9%	-5%
1,283	0.3%	992	0.2%	29%
7,662	1.6%	5,009	1.3%	53%
1,920	0.4%	1,893	0.5%	1%
4,120	0.9%	814	0.2%	406%
6,781	1.5%	4,456	1.1%	52%
<b>83,817</b>	<b>18.0%</b>	<b>52,196</b>	<b>13.0%</b>	<b>61%</b>
10,202	2.2%	8,840	2.2%	15%
1,527	0.3%	1,062	0.3%	44%
325	0.1%	411	0.1%	-21%
1,706	0.4%	1,993	0.5%	-14%
7,515	1.6%	3,425	0.9%	119%
12,870	2.8%	8,152	2.0%	58%
<b>34,145</b>	<b>7.3%</b>	<b>23,883</b>	<b>6.0%</b>	<b>43%</b>
679	0.1%	768	0.2%	-12%
7,163	1.5%	8,498	2.1%	-16%
412	0.1%	477	0.1%	-14%
1,432	0.3%	1,580	0.4%	-9%
9,702	2.1%	11,199	2.8%	-13%
957	0.2%	922	0.2%	4%
168,160	36.0%	200,981	50.2%	-16%
924	0.2%	849	0.2%	9%
627	0.1%	462	0.1%	36%
1,938	0.4%	2,033	0.5%	-5%
2,795	0.6%	2,860	0.7%	-2%
4,247	0.9%	4,194	1.0%	1%
<b>199,036</b>	<b>42.6%</b>	<b>234,823</b>	<b>58.6%</b>	<b>-15%</b>
7,643	1.6%	7,013	1.8%	9%
3,311	0.7%	2,638	0.7%	26%
<b>10,954</b>	<b>2.3%</b>	<b>9,651</b>	<b>2.4%</b>	<b>14%</b>
<b>466,834</b>	<b>100.0%</b>	<b>400,577</b>	<b>100.0%</b>	<b>17%</b>

### Stayover Visitor Nights (Oct / 2023)

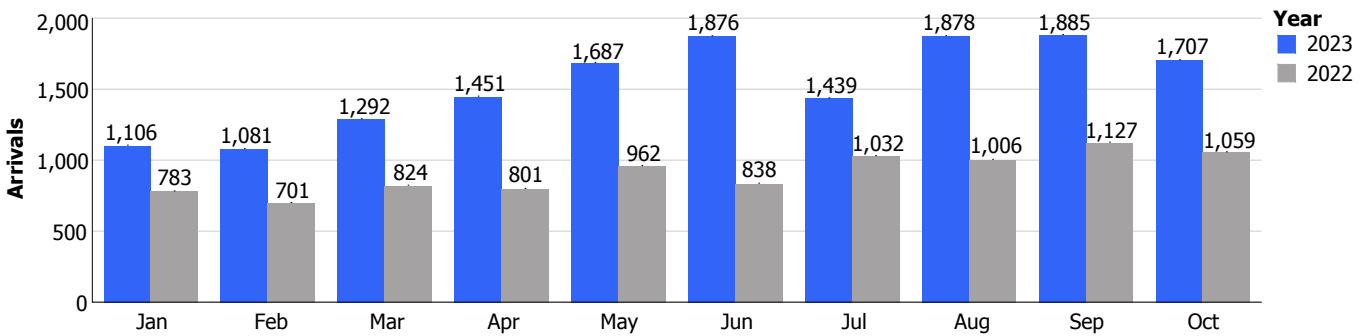
	Oct/2023	% Total	Oct/2022	% Total	% Change
<b>North America</b>					
Canada	18,434	4.7%	13,469	3.4%	37%
United States	65,010	16.6%	58,626	14.7%	11%
<b>Total</b>	<b>83,444</b>	<b>21.3%</b>	<b>72,095</b>	<b>18.1%</b>	<b>16%</b>
<b>South America</b>					
Argentina	3,946	1.0%	3,636	0.9%	9%
Brazil	19,818	5.1%	5,809	1.5%	241%
Chile	1,200	0.3%	1,327	0.3%	-10%
Colombia	19,153	4.9%	16,617	4.2%	15%
Ecuador	1,231	0.3%	1,038	0.3%	19%
Panama	620	0.2%	874	0.2%	-29%
Suriname	4,773	1.2%	4,453	1.1%	7%
Uruguay	1,119	0.3%	1,816	0.5%	-38%
Venezuela	4,663	1.2%	907	0.2%	414%
Other	3,958	1.0%	3,271	0.8%	21%
<b>Total</b>	<b>60,481</b>	<b>15.5%</b>	<b>39,748</b>	<b>10.0%</b>	<b>52%</b>
<b>Caribbean</b>					
Aruba	3,565	0.9%	5,102	1.3%	-30%
Dom. Rep.	2,028	0.5%	821	0.2%	147%
Haiti	272	0.1%	232	0.1%	17%
Jamaica	1,880	0.5%	1,608	0.4%	17%
Trinidad & Tobago	3,511	0.9%	1,864	0.5%	88%
Other	6,405	1.6%	5,438	1.4%	18%
<b>Total</b>	<b>17,661</b>	<b>4.5%</b>	<b>15,065</b>	<b>3.8%</b>	<b>17%</b>
<b>Europe</b>					
Austria	655	0.2%	1,185	0.3%	-45%
Belgium	8,684	2.2%	8,452	2.1%	3%
Denmark	738	0.2%	689	0.2%	7%
France	1,595	0.4%	2,101	0.5%	-24%
Germany	15,045	3.8%	17,372	4.4%	-13%
Italy	550	0.1%	591	0.1%	-7%
Netherlands	185,482	47.4%	216,726	54.4%	-14%
Spain	1,249	0.3%	735	0.2%	70%
Sweden	1,136	0.3%	1,588	0.4%	-28%
Switzerland	2,310	0.6%	2,996	0.8%	-23%
United Kingdom	3,118	0.8%	4,260	1.1%	-27%
Other	4,299	1.1%	4,476	1.1%	-4%
<b>Total</b>	<b>224,861</b>	<b>57.4%</b>	<b>261,171</b>	<b>65.5%</b>	<b>-14%</b>
<b>Others</b>					
Not Stated	1,777	0.5%	7,994	2.0%	-78%
Other	3,205	0.8%	2,483	0.6%	29%
<b>Total</b>	<b>4,982</b>	<b>1.3%</b>	<b>10,477</b>	<b>2.6%</b>	<b>-52%</b>
<b>Overall</b>	<b>391,429</b>	<b>100.0%</b>	<b>398,556</b>	<b>100.0%</b>	<b>-2%</b>

2023YTD	% Total	2022YTD	% Total	% Change
216,744	5.3%	69,488	1.8%	212%
747,572	18.3%	483,080	12.6%	55%
<b>964,316</b>	<b>23.6%</b>	<b>552,568</b>	<b>14.4%</b>	<b>75%</b>
51,416	1.3%	22,584	0.6%	128%
141,278	3.5%	55,553	1.4%	154%
18,898	0.5%	11,587	0.3%	63%
179,975	4.4%	140,947	3.7%	28%
16,057	0.4%	16,215	0.4%	-1%
7,397	0.2%	5,715	0.1%	29%
60,812	1.5%	41,285	1.1%	47%
15,415	0.4%	14,849	0.4%	4%
30,978	0.8%	8,460	0.2%	266%
45,089	1.1%	32,101	0.8%	40%
<b>567,315</b>	<b>13.9%</b>	<b>349,296</b>	<b>9.1%</b>	<b>62%</b>
48,495	1.2%	41,569	1.1%	17%
13,713	0.3%	9,501	0.2%	44%
3,530	0.1%	4,371	0.1%	-19%
17,823	0.4%	26,283	0.7%	-32%
33,011	0.8%	15,978	0.4%	107%
64,056	1.6%	44,873	1.2%	43%
<b>180,628</b>	<b>4.4%</b>	<b>142,575</b>	<b>3.7%</b>	<b>27%</b>
7,876	0.2%	9,022	0.2%	-13%
74,127	1.8%	88,378	2.3%	-16%
5,078	0.1%	5,425	0.1%	-6%
15,300	0.4%	18,642	0.5%	-18%
128,724	3.1%	149,265	3.9%	-14%
9,484	0.2%	9,714	0.3%	-2%
1,963,330	48.0%	2,310,313	60.2%	-15%
11,106	0.3%	10,180	0.3%	9%
6,709	0.2%	6,527	0.2%	3%
21,158	0.5%	22,547	0.6%	-6%
35,526	0.9%	35,998	0.9%	-1%
47,103	1.2%	50,111	1.3%	-6%
<b>2,325,521</b>	<b>56.8%</b>	<b>2,716,122</b>	<b>70.8%</b>	<b>-14%</b>
24,053	0.6%	40,623	1.1%	-41%
29,427	0.7%	34,748	0.9%	-15%
<b>53,480</b>	<b>1.3%</b>	<b>75,371</b>	<b>2.0%</b>	<b>-29%</b>
<b>4,091,260</b>	<b>100.0%</b>	<b>3,835,932</b>	<b>100.0%</b>	<b>7%</b>

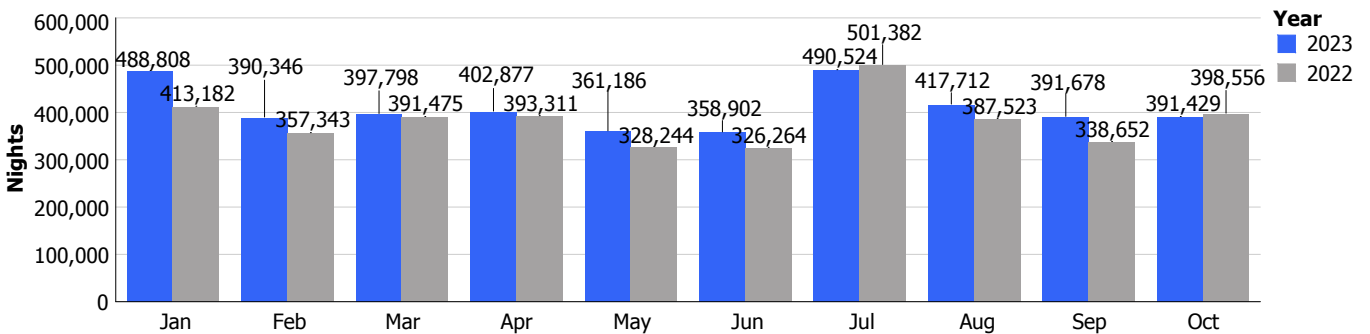
### Stay over



### Day trippers



### Stay over nights



### Cruise arrivals

