

Overall Visitor Arrival Performance (Sep / 2023)

Total Stayover Arrivals by Region

Region	Sep/2023	% Total	Sep/2022	% Total	% Change
North America	11,851	26%	8,325	22%	42%
South America	11,295	25%	6,031	16%	87%
Caribbean	3,554	8%	2,812	8%	26%
Europe	18,318	40%	19,086	51%	-4%
Others	934	2%	976	3%	-4%
Total	45,952	100%	37,230	100%	23%

2023YTD	% Total	2022YTD	% Total	% Change
126,217	30%	69,328	19%	82%
74,132	18%	46,206	13%	60%
30,749	7%	20,807	6%	48%
178,095	43%	210,831	59%	-16%
9,827	2%	8,490	2%	16%
419,020	100%	355,662	100%	18%

Total Daytrippers

	Sep/2023	% Total	Sep/2022	% Total	% Change
Day Trippers	1,887	100%	1,127	100%	67%

2023YTD	% Total	2022YTD	% Total	% Change
13,697	100%	8,074	100%	70%

Total Nights by Region

Region	Sep/2023	% Total	Sep/2022	% Total	% Change
North America	76,847	19.6%	53,201	15.7%	44%
South America	74,258	19.0%	39,067	11.5%	90%
Caribbean	18,496	4.7%	14,315	4.2%	29%
Europe	217,556	55.5%	225,933	66.7%	-4%
Others	4,513	1.2%	6,136	1.8%	-26%
Total	391,670	100%	338,652	100%	16%

2023YTD	% Total	2022YTD	% Total	% Change
880,872	23.8%	480,473	14.0%	83%
506,841	13.7%	309,548	9.0%	64%
162,966	4.4%	127,510	3.7%	28%
2,100,646	56.8%	2,454,951	71.4%	-14%
48,498	1.3%	64,894	1.9%	-25%
3,699,823	100%	3,437,376	100%	8%

Total Cruise Arrivals

	Sep/2023	% Total	Sep/2022	% Total	% Change
Cruise Arrivals	25,192	100%	29,031	100%	-13%
Cruise Calls	9	100%	11	100%	-18%

2023YTD	% Total	2022YTD	% Total	% Change
484,782	100%	315,294	100%	54%
190	100%	184	100%	3%

Total Arrivals

	Sep/2023	% Total	Sep/2022	% Total	% Change
Cruise Arrivals	25,192	34%	29,031	43%	-13%
Day Trippers	1,887	3%	1,127	2%	67%
Stayovers	45,952	63%	37,230	55%	23%
Total	73,031	100%	67,388	100%	8%

2023YTD	% Total	2022YTD	% Total	% Change
484,782	53%	315,294	46%	54%
13,697	1%	8,074	1%	70%
419,020	46%	355,662	52%	18%
917,499	100%	679,030	100%	35%

Source

Stayover: Immigration database / CTB
Visitor Nights: Immigration database / CTB
Cruise calls / passengers: CPA

Stayover Visitor Arrival (Sep / 2023)

	Sep/2023	% Total	Sep/2022	% Total	% Change
North America					
Canada	1,354	2.9%	314	0.8%	331%
United States	10,497	22.8%	8,011	21.5%	31%
Total	11,851	25.8%	8,325	22.4%	42.35%
South America					
Argentina	653	1.4%	419	1.1%	56%
Brazil	3,079	6.7%	1,025	2.8%	200%
Chile	245	0.5%	209	0.6%	17%
Colombia	3,467	7.5%	2,264	6.1%	53%
Ecuador	362	0.8%	267	0.7%	36%
Panama	178	0.4%	92	0.2%	93%
Suriname	1,335	2.9%	1,080	2.9%	24%
Uruguay	149	0.3%	204	0.5%	-27%
Venezuela	953	2.1%	96	0.3%	893%
Other	874	1.9%	375	1.0%	133%
Total	11,295	24.6%	6,031	16.2%	87.28%
Caribbean					
Aruba	1,029	2.2%	963	2.6%	7%
Dom. Rep.	137	0.3%	124	0.3%	10%
Haiti	16	0.0%	34	0.1%	-53%
Jamaica	108	0.2%	183	0.5%	-41%
Trinidad & Tobago	916	2.0%	557	1.5%	64%
Other	1,348	2.9%	951	2.6%	42%
Total	3,554	7.7%	2,812	7.6%	26.39%
Europe					
Austria	52	0.1%	82	0.2%	-37%
Belgium	700	1.5%	766	2.1%	-9%
Denmark	31	0.1%	32	0.1%	-3%
France	84	0.2%	116	0.3%	-28%
Germany	1,043	2.3%	1,076	2.9%	-3%
Italy	62	0.1%	71	0.2%	-13%
Netherlands	15,333	33.4%	15,963	42.9%	-4%
Spain	95	0.2%	58	0.2%	64%
Sweden	34	0.1%	34	0.1%	0%
Switzerland	194	0.4%	199	0.5%	-3%
United Kingdom	246	0.5%	355	1.0%	-31%
Other	444	1.0%	334	0.9%	33%
Total	18,318	39.9%	19,086	51.3%	-4.02%
Others					
Not Stated	695	1.5%	738	2.0%	-6%
Other	239	0.5%	238	0.6%	0%
Total	934	2.0%	976	2.6%	-4.30%
Overall	45,952	100.0%	37,230	100.0%	23%

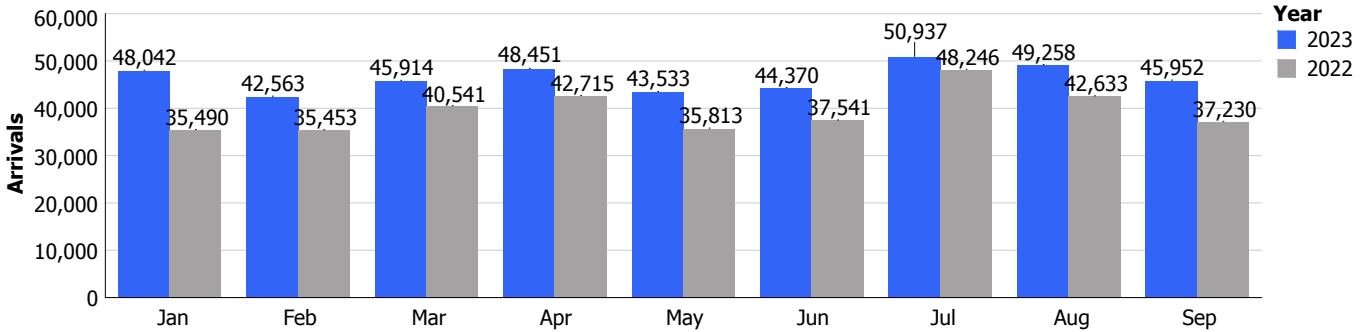
2023YTD	% Total	2022YTD	% Total	% Change
21,445	5.1%	4,846	1.4%	343%
104,772	25.0%	64,482	18.1%	62%
126,217	30.1%	69,328	19.5%	82%
5,743	1.4%	2,287	0.6%	151%
17,477	4.2%	7,378	2.1%	137%
2,254	0.5%	1,326	0.4%	70%
26,061	6.2%	20,314	5.7%	28%
3,133	0.7%	3,366	0.9%	-7%
1,118	0.3%	866	0.2%	29%
7,057	1.7%	4,304	1.2%	64%
1,776	0.4%	1,658	0.5%	7%
3,358	0.8%	727	0.2%	362%
6,155	1.5%	3,980	1.1%	55%
74,132	17.7%	46,206	13.0%	60%
9,416	2.2%	7,694	2.2%	22%
1,281	0.3%	950	0.3%	35%
303	0.1%	386	0.1%	-22%
1,542	0.4%	1,784	0.5%	-14%
6,692	1.6%	2,992	0.8%	124%
11,515	2.7%	7,001	2.0%	64%
30,749	7.3%	20,807	5.9%	48%
612	0.1%	666	0.2%	-8%
6,207	1.5%	7,593	2.1%	-18%
359	0.1%	425	0.1%	-16%
1,299	0.3%	1,439	0.4%	-10%
8,504	2.0%	9,808	2.8%	-13%
895	0.2%	866	0.2%	3%
150,764	36.0%	180,879	50.9%	-17%
830	0.2%	774	0.2%	7%
529	0.1%	339	0.1%	56%
1,747	0.4%	1,762	0.5%	-1%
2,517	0.6%	2,493	0.7%	1%
3,832	0.9%	3,787	1.1%	1%
178,095	42.5%	210,831	59.3%	-16%
6,800	1.6%	6,166	1.7%	10%
3,027	0.7%	2,324	0.7%	30%
9,827	2.3%	8,490	2.4%	16%
419,020	100.0%	355,662	100.0%	18%

Stayover Visitor Nights (Sep / 2023)

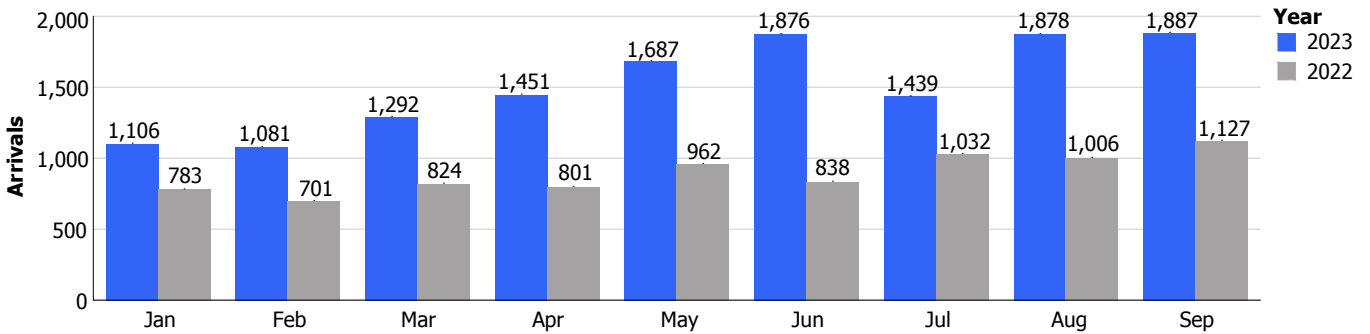
	Sep/2023	% Total	Sep/2022	% Total	% Change
North America					
Canada	11,808	3.0%	3,405	1.0%	247%
United States	65,039	16.6%	49,796	14.7%	31%
Total	76,847	19.6%	53,201	15.7%	44%
South America					
Argentina	5,261	1.3%	3,272	1.0%	61%
Brazil	21,425	5.5%	6,993	2.1%	206%
Chile	1,881	0.5%	1,582	0.5%	19%
Colombia	18,868	4.8%	11,588	3.4%	63%
Ecuador	1,642	0.4%	1,249	0.4%	31%
Panama	839	0.2%	445	0.1%	89%
Suriname	11,488	2.9%	8,592	2.5%	34%
Uruguay	1,070	0.3%	1,515	0.4%	-29%
Venezuela	6,703	1.7%	1,201	0.4%	458%
Other	5,081	1.3%	2,630	0.8%	93%
Total	74,258	19.0%	39,067	11.5%	90%
Caribbean					
Aruba	4,773	1.2%	4,449	1.3%	7%
Dom. Rep.	1,318	0.3%	955	0.3%	38%
Haiti	158	0.0%	292	0.1%	-46%
Jamaica	1,507	0.4%	1,385	0.4%	9%
Trinidad & Tobago	3,801	1.0%	2,222	0.7%	71%
Other	6,939	1.8%	5,012	1.5%	38%
Total	18,496	4.7%	14,315	4.2%	29%
Europe					
Austria	876	0.2%	951	0.3%	-8%
Belgium	7,774	2.0%	8,366	2.5%	-7%
Denmark	822	0.2%	404	0.1%	103%
France	838	0.2%	1,542	0.5%	-46%
Germany	13,843	3.5%	13,982	4.1%	-1%
Italy	803	0.2%	743	0.2%	8%
Netherlands	181,447	46.3%	188,889	55.8%	-4%
Spain	1,083	0.3%	544	0.2%	99%
Sweden	389	0.1%	470	0.1%	-17%
Switzerland	2,117	0.5%	2,220	0.7%	-5%
United Kingdom	2,759	0.7%	4,360	1.3%	-37%
Other	4,805	1.2%	3,462	1.0%	39%
Total	217,556	55.5%	225,933	66.7%	-4%
Others					
Not Stated	2,158	0.6%	4,205	1.2%	-49%
Other	2,355	0.6%	1,931	0.6%	22%
Total	4,513	1.2%	6,136	1.8%	-26%
Overall	391,670	100.0%	338,652	100.0%	16%

2023YTD	% Total	2022YTD	% Total	% Change
198,310	5.4%	56,019	1.6%	254%
682,562	18.4%	424,454	12.3%	61%
880,872	23.8%	480,473	14.0%	83%
47,470	1.3%	18,948	0.6%	151%
121,460	3.3%	49,744	1.4%	144%
17,698	0.5%	10,260	0.3%	72%
160,829	4.3%	124,330	3.6%	29%
14,826	0.4%	15,177	0.4%	-2%
6,777	0.2%	4,841	0.1%	40%
56,039	1.5%	36,832	1.1%	52%
14,296	0.4%	13,033	0.4%	10%
26,315	0.7%	7,553	0.2%	248%
41,131	1.1%	28,830	0.8%	43%
506,841	13.7%	309,548	9.0%	64%
44,930	1.2%	36,467	1.1%	23%
11,685	0.3%	8,680	0.3%	35%
3,258	0.1%	4,139	0.1%	-21%
15,943	0.4%	24,675	0.7%	-35%
29,499	0.8%	14,114	0.4%	109%
57,651	1.6%	39,435	1.1%	46%
162,966	4.4%	127,510	3.7%	28%
7,221	0.2%	7,837	0.2%	-8%
65,443	1.8%	79,926	2.3%	-18%
4,340	0.1%	4,736	0.1%	-8%
13,705	0.4%	16,541	0.5%	-17%
113,679	3.1%	131,893	3.8%	-14%
8,934	0.2%	9,123	0.3%	-2%
1,777,834	48.1%	2,093,587	60.9%	-15%
9,857	0.3%	9,445	0.3%	4%
5,573	0.2%	4,939	0.1%	13%
18,848	0.5%	19,551	0.6%	-4%
32,408	0.9%	31,738	0.9%	2%
42,804	1.2%	45,635	1.3%	-6%
2,100,646	56.8%	2,454,951	71.4%	-14%
22,276	0.6%	32,629	0.9%	-32%
26,222	0.7%	32,265	0.9%	-19%
48,498	1.3%	64,894	1.9%	-25%
3,699,823	100.0%	3,437,376	100.0%	8%

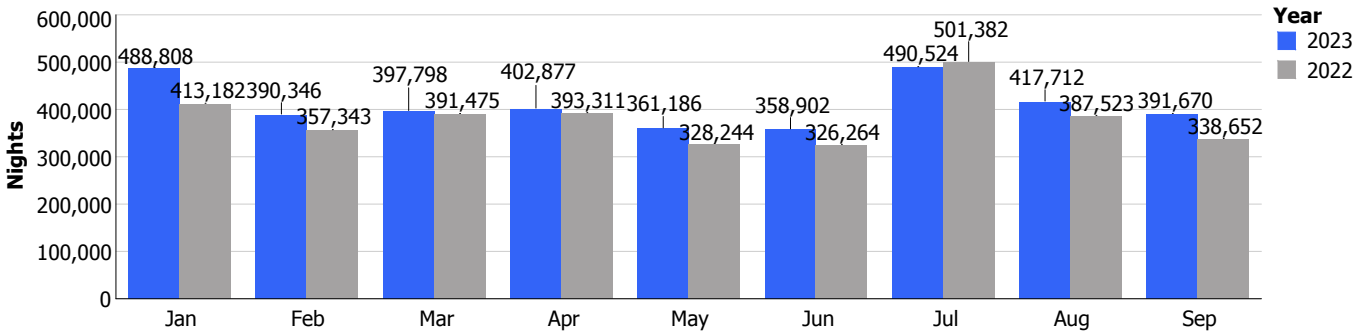
Stay over



Day trippers



Stay over nights



Cruise arrivals

