

Overall Visitor Arrival Performance (Aug / 2023)

Total Stayover Arrivals by Region

Region	Aug/2023	% Total	Aug/2022	% Total	% Change
North America	13,524	27%	9,380	22%	44%
South America	10,477	21%	6,546	15%	60%
Caribbean	3,830	8%	2,654	6%	44%
Europe	20,099	41%	22,938	54%	-12%
Others	1,328	3%	1,115	3%	19%
Total	49,258	100%	42,633	100%	16%

2023YTD	% Total	2022YTD	% Total	% Change
114,366	31%	61,003	19%	87%
62,837	17%	40,175	13%	56%
27,195	7%	17,995	6%	51%
159,777	43%	191,745	60%	-17%
8,893	2%	7,514	2%	18%
373,068	100%	318,432	100%	17%

Total Daytrippers

	Aug/2023	% Total	Aug/2022	% Total	% Change
Day Trippers	1,878	100%	1,006	100%	87%

2023YTD	% Total	2022YTD	% Total	% Change
11,810	100%	6,947	100%	70%

Total Nights by Region

Region	Aug/2023	% Total	Aug/2022	% Total	% Change
North America	86,714	20.8%	61,266	15.8%	42%
South America	71,146	17.0%	39,507	10.2%	80%
Caribbean	21,577	5.2%	14,898	3.8%	45%
Europe	233,046	55.8%	265,455	68.5%	-12%
Others	5,229	1.3%	6,397	1.7%	-18%
Total	417,712	100%	387,523	100%	8%

2023YTD	% Total	2022YTD	% Total	% Change
804,025	24.3%	427,272	13.8%	88%
432,583	13.1%	270,481	8.7%	60%
144,470	4.4%	113,195	3.7%	28%
1,883,090	56.9%	2,229,018	71.9%	-16%
43,932	1.3%	58,758	1.9%	-25%
3,308,100	100%	3,098,724	100%	7%

Total Cruise Arrivals

	Aug/2023	% Total	Aug/2022	% Total	% Change
Cruise Arrivals	14,124	100%	26,361	100%	-46%
Cruise Calls	5	100%	8	100%	-38%

2023YTD	% Total	2022YTD	% Total	% Change
459,590	100%	286,263	100%	61%
181	100%	173	100%	5%

Total Arrivals

	Aug/2023	% Total	Aug/2022	% Total	% Change
Cruise Arrivals	14,124	22%	26,361	38%	-46%
Day Trippers	1,878	3%	1,006	1%	87%
Stayovers	49,258	75%	42,633	61%	16%
Total	65,260	100%	70,000	100%	-7%

2023YTD	% Total	2022YTD	% Total	% Change
459,590	54%	286,263	47%	61%
11,810	1%	6,947	1%	70%
373,068	44%	318,432	52%	17%
844,468	100%	611,642	100%	38%

Source

Stayover: Immigration database / CTB
Visitor Nights: Immigration database / CTB
Cruise calls / passengers: CPA

Stayover Visitor Arrival (Aug / 2023)

	Aug/2023	% Total	Aug/2022	% Total	% Change
North America					
Canada	1,690	3.4%	453	1.1%	273%
United States	11,834	24.0%	8,927	20.9%	33%
Total	13,524	27.5%	9,380	22.0%	44.18%
South America					
Argentina	727	1.5%	469	1.1%	55%
Brazil	2,297	4.7%	1,057	2.5%	117%
Chile	257	0.5%	189	0.4%	36%
Colombia	3,153	6.4%	2,156	5.1%	46%
Ecuador	806	1.6%	1,162	2.7%	-31%
Panama	94	0.2%	79	0.2%	19%
Suriname	1,035	2.1%	583	1.4%	78%
Uruguay	275	0.6%	302	0.7%	-9%
Venezuela	880	1.8%	92	0.2%	857%
Other	953	1.9%	457	1.1%	109%
Total	10,477	21.3%	6,546	15.4%	60.05%
Caribbean					
Aruba	857	1.7%	886	2.1%	-3%
Dom. Rep.	179	0.4%	95	0.2%	88%
Haiti	42	0.1%	39	0.1%	8%
Jamaica	148	0.3%	219	0.5%	-32%
Trinidad & Tobago	1,264	2.6%	536	1.3%	136%
Other	1,340	2.7%	879	2.1%	52%
Total	3,830	7.8%	2,654	6.2%	44.31%
Europe					
Austria	77	0.2%	167	0.4%	-54%
Belgium	523	1.1%	749	1.8%	-30%
Denmark	26	0.1%	33	0.1%	-21%
France	210	0.4%	227	0.5%	-7%
Germany	890	1.8%	1,426	3.3%	-38%
Italy	273	0.6%	305	0.7%	-10%
Netherlands	17,146	34.8%	18,877	44.3%	-9%
Spain	149	0.3%	167	0.4%	-11%
Sweden	24	0.0%	21	0.0%	14%
Switzerland	155	0.3%	178	0.4%	-13%
United Kingdom	285	0.6%	350	0.8%	-19%
Other	341	0.7%	438	1.0%	-22%
Total	20,099	40.8%	22,938	53.8%	-12.38%
Others					
Not Stated	944	1.9%	824	1.9%	15%
Other	384	0.8%	291	0.7%	32%
Total	1,328	2.7%	1,115	2.6%	19.10%
Overall	49,258	100.0%	42,633	100.0%	16%

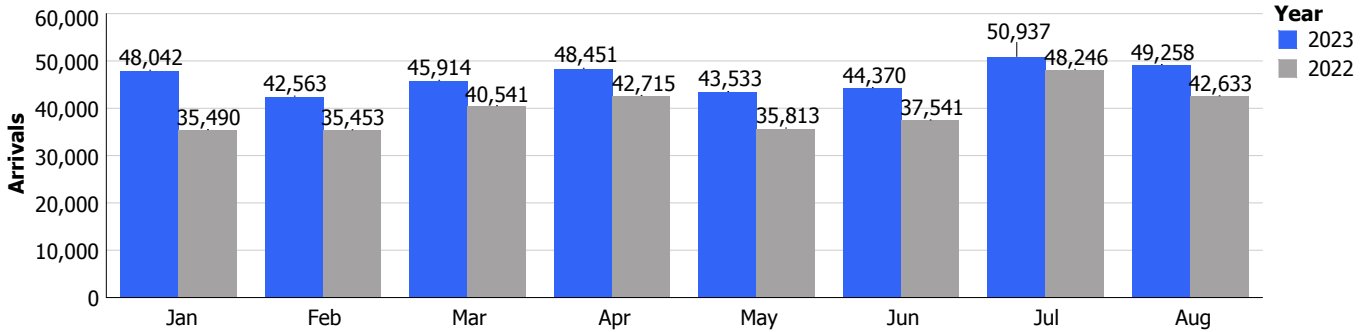
2023YTD	% Total	2022YTD	% Total	% Change
20,091	5.4%	4,532	1.4%	343%
94,275	25.3%	56,471	17.7%	67%
114,366	30.7%	61,003	19.2%	87%
5,090	1.4%	1,868	0.6%	172%
14,398	3.9%	6,353	2.0%	127%
2,009	0.5%	1,117	0.4%	80%
22,594	6.1%	18,050	5.7%	25%
2,771	0.7%	3,099	1.0%	-11%
940	0.3%	774	0.2%	21%
5,722	1.5%	3,224	1.0%	77%
1,627	0.4%	1,454	0.5%	12%
2,405	0.6%	631	0.2%	281%
5,281	1.4%	3,605	1.1%	46%
62,837	16.8%	40,175	12.6%	56%
8,387	2.2%	6,731	2.1%	25%
1,144	0.3%	826	0.3%	38%
287	0.1%	352	0.1%	-18%
1,434	0.4%	1,601	0.5%	-10%
5,776	1.5%	2,435	0.8%	137%
10,167	2.7%	6,050	1.9%	68%
27,195	7.3%	17,995	5.7%	51%
560	0.2%	584	0.2%	-4%
5,507	1.5%	6,827	2.1%	-19%
328	0.1%	393	0.1%	-17%
1,215	0.3%	1,323	0.4%	-8%
7,461	2.0%	8,732	2.7%	-15%
833	0.2%	795	0.2%	5%
135,431	36.3%	164,916	51.8%	-18%
735	0.2%	716	0.2%	3%
495	0.1%	305	0.1%	62%
1,553	0.4%	1,563	0.5%	-1%
2,271	0.6%	2,138	0.7%	6%
3,388	0.9%	3,453	1.1%	-2%
159,777	42.8%	191,745	60.2%	-17%
6,105	1.6%	5,428	1.7%	12%
2,788	0.7%	2,086	0.7%	34%
8,893	2.4%	7,514	2.4%	18%
373,068	100.0%	318,432	100.0%	17%

Stayover Visitor Nights (Aug / 2023)

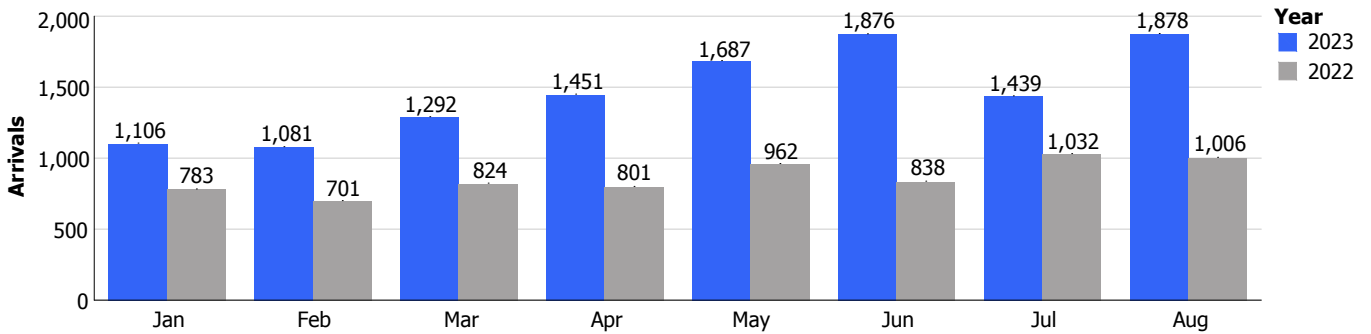
	Aug/2023	% Total	Aug/2022	% Total	% Change
North America					
Canada	14,034	3.4%	4,359	1.1%	222%
United States	72,680	17.4%	56,907	14.7%	28%
Total	86,714	20.8%	61,266	15.8%	42%
South America					
Argentina	5,600	1.3%	3,796	1.0%	48%
Brazil	16,193	3.9%	6,316	1.6%	156%
Chile	1,957	0.5%	1,411	0.4%	39%
Colombia	18,297	4.4%	11,824	3.1%	55%
Ecuador	3,493	0.8%	4,937	1.3%	-29%
Panama	680	0.2%	602	0.2%	13%
Suriname	9,567	2.3%	4,729	1.2%	102%
Uruguay	2,082	0.5%	2,435	0.6%	-14%
Venezuela	6,644	1.6%	804	0.2%	726%
Other	6,633	1.6%	2,653	0.7%	150%
Total	71,146	17.0%	39,507	10.2%	80%
Caribbean					
Aruba	4,730	1.1%	4,421	1.1%	7%
Dom. Rep.	1,424	0.3%	1,028	0.3%	39%
Haiti	478	0.1%	413	0.1%	16%
Jamaica	1,684	0.4%	1,946	0.5%	-13%
Trinidad & Tobago	5,743	1.4%	2,399	0.6%	139%
Other	7,518	1.8%	4,691	1.2%	60%
Total	21,577	5.2%	14,898	3.8%	45%
Europe					
Austria	805	0.2%	2,057	0.5%	-61%
Belgium	6,021	1.4%	7,945	2.1%	-24%
Denmark	438	0.1%	292	0.1%	50%
France	2,007	0.5%	2,604	0.7%	-23%
Germany	12,047	2.9%	19,029	4.9%	-37%
Italy	2,499	0.6%	2,679	0.7%	-7%
Netherlands	198,646	47.6%	218,013	56.3%	-9%
Spain	1,425	0.3%	2,244	0.6%	-36%
Sweden	214	0.1%	667	0.2%	-68%
Switzerland	1,552	0.4%	1,651	0.4%	-6%
United Kingdom	3,124	0.7%	3,597	0.9%	-13%
Other	4,268	1.0%	4,677	1.2%	-9%
Total	233,046	55.8%	265,455	68.5%	-12%
Others					
Not Stated	2,217	0.5%	3,607	0.9%	-39%
Other	3,012	0.7%	2,790	0.7%	8%
Total	5,229	1.3%	6,397	1.7%	-18%
Overall	417,712	100.0%	387,523	100.0%	8%

2023YTD	% Total	2022YTD	% Total	% Change
186,502	5.6%	52,614	1.7%	254%
617,523	18.7%	374,658	12.1%	65%
804,025	24.3%	427,272	13.8%	88%
42,209	1.3%	15,676	0.5%	169%
100,035	3.0%	42,751	1.4%	134%
15,817	0.5%	8,678	0.3%	82%
141,961	4.3%	112,742	3.6%	26%
13,184	0.4%	13,928	0.4%	-5%
5,938	0.2%	4,396	0.1%	35%
44,551	1.3%	28,240	0.9%	58%
13,226	0.4%	11,518	0.4%	15%
19,612	0.6%	6,352	0.2%	209%
36,050	1.1%	26,200	0.8%	38%
432,583	13.1%	270,481	8.7%	60%
40,157	1.2%	32,018	1.0%	25%
10,367	0.3%	7,725	0.2%	34%
3,100	0.1%	3,847	0.1%	-19%
14,436	0.4%	23,290	0.8%	-38%
25,698	0.8%	11,892	0.4%	116%
50,712	1.5%	34,423	1.1%	47%
144,470	4.4%	113,195	3.7%	28%
6,345	0.2%	6,886	0.2%	-8%
57,669	1.7%	71,560	2.3%	-19%
3,518	0.1%	4,332	0.1%	-19%
12,867	0.4%	14,999	0.5%	-14%
99,836	3.0%	117,911	3.8%	-15%
8,131	0.2%	8,380	0.3%	-3%
1,596,387	48.3%	1,904,698	61.5%	-16%
8,774	0.3%	8,901	0.3%	-1%
5,184	0.2%	4,469	0.1%	16%
16,731	0.5%	17,331	0.6%	-3%
29,649	0.9%	27,378	0.9%	8%
37,999	1.1%	42,173	1.4%	-10%
1,883,090	56.9%	2,229,018	71.9%	-16%
20,065	0.6%	28,424	0.9%	-29%
23,867	0.7%	30,334	1.0%	-21%
43,932	1.3%	58,758	1.9%	-25%
3,308,100	100.0%	3,098,724	100.0%	7%

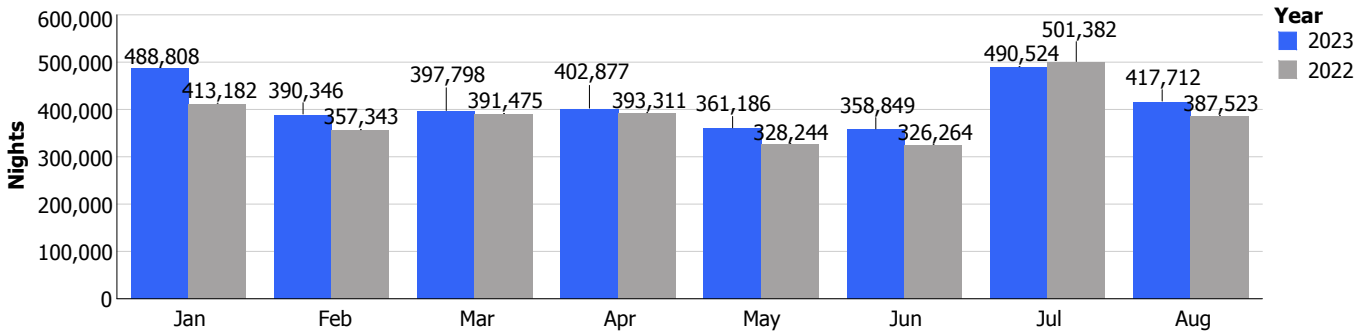
Stay over



Day trippers



Stay over nights



Cruise arrivals

