

Overall Visitor Arrival Performance (Jul / 2023)

Total Stayover Arrivals by Region

Region	Jul/2023	% Total	Jul/2022	% Total	% Change
North America	14,106	28%	10,614	22%	33%
South America	9,203	18%	6,086	13%	51%
Caribbean	4,020	8%	3,277	7%	23%
Europe	22,422	44%	27,115	56%	-17%
Others	1,185	2%	1,154	2%	3%
Total	50,936	100%	48,246	100%	6%

2023YTD	% Total	2022YTD	% Total	% Change
100,842	31%	51,623	19%	95%
52,359	16%	33,629	12%	56%
23,364	7%	15,341	6%	52%
139,678	43%	168,807	61%	-17%
7,565	2%	6,399	2%	18%
323,808	100%	275,799	100%	17%

Total Daytrippers

	Jul/2023	% Total	Jul/2022	% Total	% Change
Day Trippers	1,440	100%	1,032	100%	40%

2023YTD	% Total	2022YTD	% Total	% Change
9,934	100%	5,941	100%	67%

Total Nights by Region

Region	Jul/2023	% Total	Jul/2022	% Total	% Change
North America	97,014	19.8%	72,088	14.4%	35%
South America	66,139	13.5%	42,198	8.4%	57%
Caribbean	22,993	4.7%	20,554	4.1%	12%
Europe	298,767	60.9%	359,493	71.7%	-17%
Others	5,611	1.1%	7,049	1.4%	-20%
Total	490,524	100%	501,382	100%	-2%

2023YTD	% Total	2022YTD	% Total	% Change
717,311	24.8%	366,006	13.5%	96%
361,437	12.5%	230,974	8.5%	56%
122,893	4.3%	98,297	3.6%	25%
1,650,044	57.1%	1,963,563	72.4%	-16%
38,703	1.3%	52,361	1.9%	-26%
2,890,388	100%	2,711,201	100%	7%

Total Cruise Arrivals

	Jul/2023	% Total	Jul/2022	% Total	% Change
Cruise Arrivals	15,452	100%	29,562	100%	-48%
Cruise Calls	6	100%	10	100%	-40%

2023YTD	% Total	2022YTD	% Total	% Change
445,466	100%	259,902	100%	71%
176	100%	165	100%	7%

Total Arrivals

	Jul/2023	% Total	Jul/2022	% Total	% Change
Cruise Arrivals	15,452	23%	29,562	37%	-48%
Day Trippers	1,440	2%	1,032	1%	40%
Stayovers	50,936	75%	48,246	61%	6%
Total	67,828	100%	78,840	100%	-14%

2023YTD	% Total	2022YTD	% Total	% Change
445,466	57%	259,902	48%	71%
9,934	1%	5,941	1%	67%
323,808	42%	275,799	51%	17%
779,208	100%	541,642	100%	44%

Source

Stayover: Immigration database / CTB
Visitor Nights: Immigration database / CTB
Cruise calls / passengers: CPA



Pietermaai 19, Curaçao, Dutch Caribbean
 Phone: (599-9) 461-8200
 Email: info@curacao.com
 Website: curacao.com

Stayover Visitor Arrival (Jul / 2023)

	Jul/2023	% Total	Jul/2022	% Total	% Change
North America					
Canada	1,649	3.2%	407	0.8%	305%
United States	12,457	24.5%	10,207	21.2%	22%
Total	14,106	27.7%	10,614	22.0%	32.90%
South America					
Argentina	638	1.3%	430	0.9%	48%
Brazil	2,956	5.8%	922	1.9%	221%
Chile	251	0.5%	269	0.6%	-7%
Colombia	2,737	5.4%	2,596	5.4%	5%
Ecuador	307	0.6%	476	1.0%	-36%
Panama	146	0.3%	134	0.3%	9%
Suriname	678	1.3%	357	0.7%	90%
Uruguay	269	0.5%	282	0.6%	-5%
Venezuela	508	1.0%	89	0.2%	471%
Other	713	1.4%	531	1.1%	34%
Total	9,203	18.1%	6,086	12.6%	51.22%
Caribbean					
Aruba	1,193	2.3%	1,332	2.8%	-10%
Dom. Rep.	156	0.3%	106	0.2%	47%
Haiti	42	0.1%	31	0.1%	35%
Jamaica	307	0.6%	254	0.5%	21%
Trinidad & Tobago	950	1.9%	505	1.0%	88%
Other	1,372	2.7%	1,049	2.2%	31%
Total	4,020	7.9%	3,277	6.8%	22.67%
Europe					
Austria	70	0.1%	84	0.2%	-17%
Belgium	929	1.8%	1,235	2.6%	-25%
Denmark	65	0.1%	80	0.2%	-19%
France	158	0.3%	152	0.3%	4%
Germany	729	1.4%	974	2.0%	-25%
Italy	101	0.2%	72	0.1%	40%
Netherlands	19,378	38.0%	23,489	48.7%	-18%
Spain	99	0.2%	70	0.1%	41%
Sweden	34	0.1%	40	0.1%	-15%
Switzerland	263	0.5%	355	0.7%	-26%
United Kingdom	246	0.5%	235	0.5%	5%
Other	350	0.7%	329	0.7%	6%
Total	22,422	44.0%	27,115	56.2%	-17.31%
Others					
Not Stated	886	1.7%	957	2.0%	-7%
Other	299	0.6%	197	0.4%	52%
Total	1,185	2.3%	1,154	2.4%	2.69%
Overall	50,936	100.0%	48,246	100.0%	6%

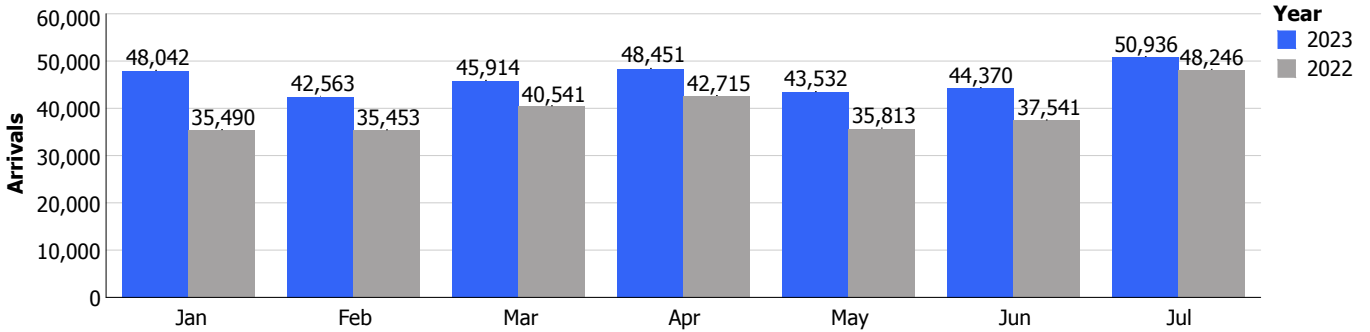
2023YTD	% Total	2022YTD	% Total	% Change
18,401	5.7%	4,079	1.5%	351%
82,441	25.5%	47,544	17.2%	73%
100,842	31.1%	51,623	18.7%	95%
4,363	1.3%	1,399	0.5%	212%
12,101	3.7%	5,296	1.9%	128%
1,752	0.5%	928	0.3%	89%
19,440	6.0%	15,894	5.8%	22%
1,965	0.6%	1,937	0.7%	1%
846	0.3%	695	0.3%	22%
4,687	1.4%	2,641	1.0%	77%
1,352	0.4%	1,152	0.4%	17%
1,525	0.5%	539	0.2%	183%
4,328	1.3%	3,148	1.1%	37%
52,359	16.2%	33,629	12.2%	56%
7,530	2.3%	5,845	2.1%	29%
965	0.3%	731	0.3%	32%
245	0.1%	313	0.1%	-22%
1,286	0.4%	1,382	0.5%	-7%
4,512	1.4%	1,899	0.7%	138%
8,826	2.7%	5,171	1.9%	71%
23,364	7.2%	15,341	5.6%	52%
483	0.1%	417	0.2%	16%
4,984	1.5%	6,078	2.2%	-18%
302	0.1%	360	0.1%	-16%
1,005	0.3%	1,096	0.4%	-8%
6,571	2.0%	7,306	2.6%	-10%
560	0.2%	490	0.2%	14%
118,285	36.5%	146,039	53.0%	-19%
586	0.2%	549	0.2%	7%
471	0.1%	284	0.1%	66%
1,398	0.4%	1,385	0.5%	1%
1,986	0.6%	1,788	0.6%	11%
3,047	0.9%	3,015	1.1%	1%
139,678	43.1%	168,807	61.2%	-17%
5,161	1.6%	4,604	1.7%	12%
2,404	0.7%	1,795	0.7%	34%
7,565	2.3%	6,399	2.3%	18%
323,808	100.0%	275,799	100.0%	17%

Stayover Visitor Nights (Jul / 2023)

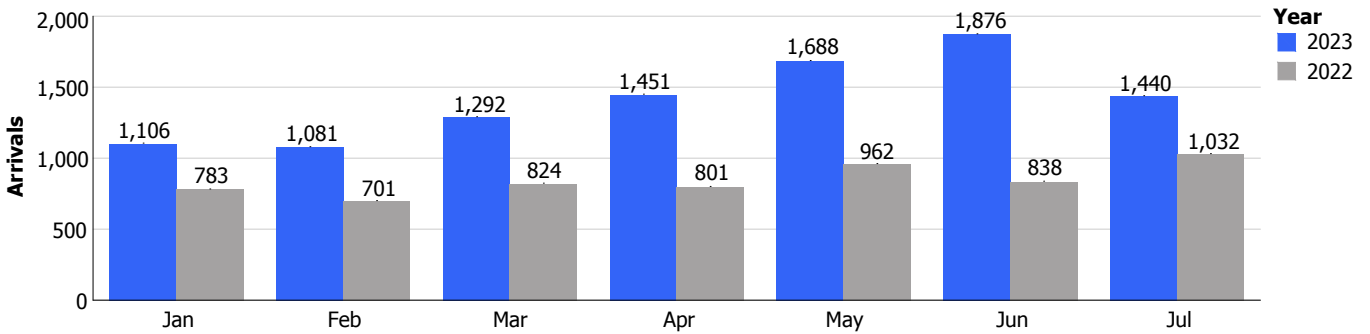
	Jul/2023	% Total	Jul/2022	% Total	% Change
North America					
Canada	14,132	2.9%	4,146	0.8%	241%
United States	82,882	16.9%	67,942	13.6%	22%
Total	97,014	19.8%	72,088	14.4%	35%
South America					
Argentina	5,734	1.2%	3,705	0.7%	55%
Brazil	21,799	4.4%	6,707	1.3%	225%
Chile	2,010	0.4%	2,222	0.4%	-10%
Colombia	16,999	3.5%	16,230	3.2%	5%
Ecuador	1,611	0.3%	2,189	0.4%	-26%
Panama	985	0.2%	631	0.1%	56%
Suriname	5,445	1.1%	3,381	0.7%	61%
Uruguay	2,456	0.5%	2,200	0.4%	12%
Venezuela	3,782	0.8%	971	0.2%	289%
Other	5,318	1.1%	3,962	0.8%	34%
Total	66,139	13.5%	42,198	8.4%	57%
Caribbean					
Aruba	6,176	1.3%	7,011	1.4%	-12%
Dom. Rep.	1,375	0.3%	948	0.2%	45%
Haiti	497	0.1%	260	0.1%	91%
Jamaica	3,991	0.8%	4,023	0.8%	-1%
Trinidad & Tobago	4,250	0.9%	2,656	0.5%	60%
Other	6,704	1.4%	5,656	1.1%	19%
Total	22,993	4.7%	20,554	4.1%	12%
Europe					
Austria	792	0.2%	999	0.2%	-21%
Belgium	9,671	2.0%	13,363	2.7%	-28%
Denmark	585	0.1%	778	0.2%	-25%
France	1,796	0.4%	1,979	0.4%	-9%
Germany	10,710	2.2%	12,911	2.6%	-17%
Italy	1,096	0.2%	820	0.2%	34%
Netherlands	261,772	53.4%	316,811	63.2%	-17%
Spain	1,307	0.3%	823	0.2%	59%
Sweden	373	0.1%	516	0.1%	-28%
Switzerland	2,913	0.6%	4,020	0.8%	-28%
United Kingdom	3,596	0.7%	2,965	0.6%	21%
Other	4,156	0.8%	3,508	0.7%	18%
Total	298,767	60.9%	359,493	71.7%	-17%
Others					
Not Stated	2,197	0.4%	5,095	1.0%	-57%
Other	3,414	0.7%	1,954	0.4%	75%
Total	5,611	1.1%	7,049	1.4%	-20%
Overall	490,524	100.0%	501,382	100.0%	-2%

2023YTD	% Total	2022YTD	% Total	% Change
172,468	6.0%	48,255	1.8%	257%
544,843	18.9%	317,751	11.7%	71%
717,311	24.8%	366,006	13.5%	96%
36,609	1.3%	11,880	0.4%	208%
83,842	2.9%	36,435	1.3%	130%
13,860	0.5%	7,267	0.3%	91%
123,664	4.3%	100,918	3.7%	23%
9,691	0.3%	8,991	0.3%	8%
5,258	0.2%	3,794	0.1%	39%
34,984	1.2%	23,511	0.9%	49%
11,144	0.4%	9,083	0.3%	23%
12,968	0.4%	5,548	0.2%	134%
29,417	1.0%	23,547	0.9%	25%
361,437	12.5%	230,974	8.5%	56%
35,427	1.2%	27,597	1.0%	28%
8,943	0.3%	6,697	0.2%	34%
2,622	0.1%	3,434	0.1%	-24%
12,752	0.4%	21,344	0.8%	-40%
19,955	0.7%	9,493	0.4%	110%
43,194	1.5%	29,732	1.1%	45%
122,893	4.3%	98,297	3.6%	25%
5,540	0.2%	4,829	0.2%	15%
51,648	1.8%	63,615	2.3%	-19%
3,080	0.1%	4,040	0.1%	-24%
10,860	0.4%	12,395	0.5%	-12%
87,789	3.0%	98,882	3.6%	-11%
5,632	0.2%	5,701	0.2%	-1%
1,397,741	48.4%	1,686,685	62.2%	-17%
7,349	0.3%	6,657	0.2%	10%
4,970	0.2%	3,802	0.1%	31%
15,179	0.5%	15,680	0.6%	-3%
26,525	0.9%	23,781	0.9%	12%
33,731	1.2%	37,496	1.4%	-10%
1,650,044	57.1%	1,963,563	72.4%	-16%
17,848	0.6%	24,817	0.9%	-28%
20,855	0.7%	27,544	1.0%	-24%
38,703	1.3%	52,361	1.9%	-26%
2,890,388	100.0%	2,711,201	100.0%	7%

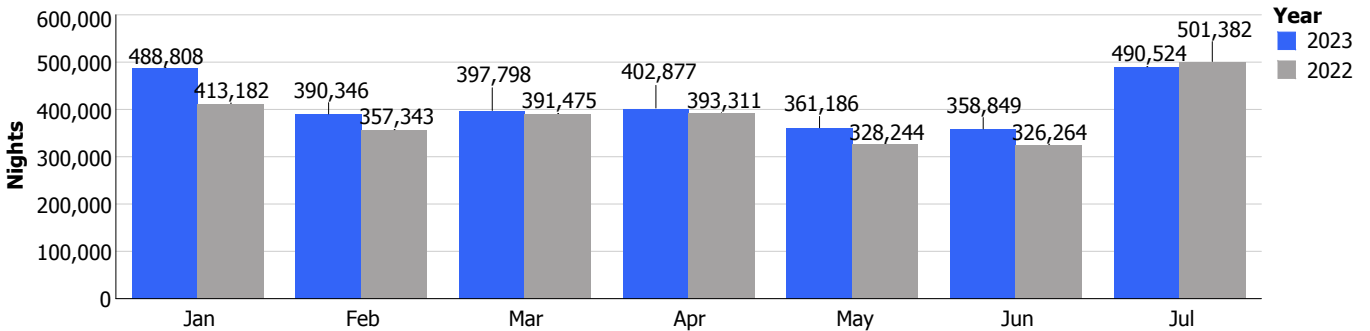
Stay over



Day trippers



Stay over nights



Cruise arrivals

