

Overall Visitor Arrival Performance (Jun / 2023)

Total Stayover Arrivals by Region

Region	Jun/2023	% Total	Jun/2022	% Total	% Change
North America	14,281	32%	9,858	26%	45%
South America	8,780	20%	6,207	17%	41%
Caribbean	4,172	9%	2,877	8%	45%
Europe	16,298	37%	17,627	47%	-8%
Others	839	2%	972	3%	-14%
Total	44,370	100%	37,541	100%	18%

2023YTD	% Total	2022YTD	% Total	% Change
86,736	32%	41,009	18%	112%
43,154	16%	27,543	12%	57%
19,344	7%	12,064	5%	60%
117,256	43%	141,692	62%	-17%
6,380	2%	5,245	2%	22%
272,870	100%	227,553	100%	20%

Total Daytrippers

	Jun/2023	% Total	Jun/2022	% Total	% Change
Day Trippers	1,876	100%	838	100%	124%

2023YTD	% Total	2022YTD	% Total	% Change
8,496	100%	4,909	100%	73%

Total Nights by Region

Region	Jun/2023	% Total	Jun/2022	% Total	% Change
North America	92,717	25.8%	64,880	19.9%	43%
South America	57,086	15.9%	40,840	12.5%	40%
Caribbean	19,656	5.5%	15,135	4.6%	30%
Europe	185,429	51.7%	200,304	61.4%	-7%
Others	3,961	1.1%	5,105	1.6%	-22%
Total	358,849	100%	326,264	100%	10%

2023YTD	% Total	2022YTD	% Total	% Change
620,297	25.8%	293,918	13.3%	111%
295,296	12.3%	188,776	8.5%	56%
99,900	4.2%	77,743	3.5%	29%
1,351,277	56.3%	1,604,070	72.6%	-16%
33,092	1.4%	45,312	2.1%	-27%
2,399,862	100%	2,209,819	100%	9%

Total Cruise Arrivals

	Jun/2023	% Total	Jun/2022	% Total	% Change
Cruise Arrivals	18,436	100%	29,808	100%	-38%
Cruise Calls	8	100%	9	100%	-11%

2023YTD	% Total	2022YTD	% Total	% Change
430,014	100%	230,340	100%	87%
170	100%	155	100%	10%

Total Arrivals

	Jun/2023	% Total	Jun/2022	% Total	% Change
Cruise Arrivals	18,436	29%	29,808	44%	-38%
Day Trippers	1,876	3%	838	1%	124%
Stayovers	44,370	69%	37,541	55%	18%
Total	64,682	100%	68,187	100%	-5%

2023YTD	% Total	2022YTD	% Total	% Change
430,014	60%	230,340	50%	87%
8,496	1%	4,909	1%	73%
272,870	38%	227,553	49%	20%
711,380	100%	462,802	100%	54%

Source

Stayover: Immigration database / CTB
Visitor Nights: Immigration database / CTB
Cruise calls / passengers: CPA

Stayover Visitor Arrival (Jun / 2023)

	Jun/2023	% Total	Jun/2022	% Total	% Change
North America					
Canada	1,210	2.7%	275	0.7%	340%
United States	13,071	29.5%	9,583	25.5%	36%
Total	14,281	32.2%	9,858	26.3%	44.87%
South America					
Argentina	594	1.3%	238	0.6%	150%
Brazil	1,978	4.5%	875	2.3%	126%
Chile	306	0.7%	189	0.5%	62%
Colombia	3,692	8.3%	3,378	9.0%	9%
Ecuador	253	0.6%	220	0.6%	15%
Panama	141	0.3%	123	0.3%	15%
Suriname	714	1.6%	432	1.2%	65%
Uruguay	202	0.5%	278	0.7%	-27%
Venezuela	327	0.7%	96	0.3%	241%
Other	573	1.3%	378	1.0%	52%
Total	8,780	19.8%	6,207	16.5%	41.45%
Caribbean					
Aruba	1,348	3.0%	1,033	2.8%	30%
Dom. Rep.	145	0.3%	154	0.4%	-6%
Haiti	20	0.0%	52	0.1%	-62%
Jamaica	183	0.4%	209	0.6%	-12%
Trinidad & Tobago	930	2.1%	458	1.2%	103%
Other	1,546	3.5%	971	2.6%	59%
Total	4,172	9.4%	2,877	7.7%	45.01%
Europe					
Austria	26	0.1%	43	0.1%	-40%
Belgium	578	1.3%	674	1.8%	-14%
Denmark	15	0.0%	33	0.1%	-55%
France	106	0.2%	136	0.4%	-22%
Germany	765	1.7%	1,099	2.9%	-30%
Italy	56	0.1%	63	0.2%	-11%
Netherlands	13,804	31.1%	14,796	39.4%	-7%
Spain	108	0.2%	71	0.2%	52%
Sweden	42	0.1%	50	0.1%	-16%
Switzerland	114	0.3%	130	0.3%	-12%
United Kingdom	284	0.6%	196	0.5%	45%
Other	400	0.9%	336	0.9%	19%
Total	16,298	36.7%	17,627	47.0%	-7.54%
Others					
Not Stated	563	1.3%	728	1.9%	-23%
Other	276	0.6%	244	0.6%	13%
Total	839	1.9%	972	2.6%	-13.68%
Overall	44,370	100.0%	37,541	100.0%	18%

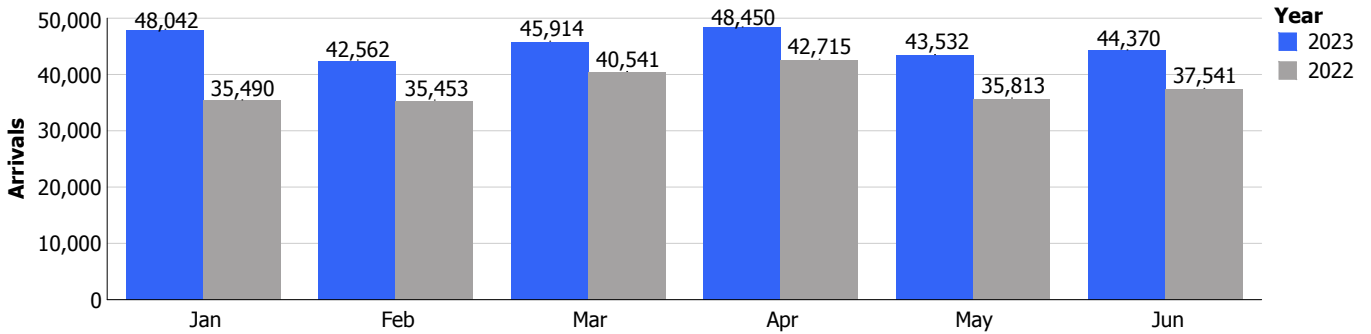
2023YTD	% Total	2022YTD	% Total	% Change
16,752	6.1%	3,672	1.6%	356%
69,984	25.6%	37,337	16.4%	87%
86,736	31.8%	41,009	18.0%	112%
3,725	1.4%	969	0.4%	284%
9,145	3.4%	4,374	1.9%	109%
1,501	0.6%	659	0.3%	128%
16,701	6.1%	13,298	5.8%	26%
1,658	0.6%	1,461	0.6%	13%
700	0.3%	561	0.2%	25%
4,009	1.5%	2,284	1.0%	76%
1,083	0.4%	870	0.4%	24%
1,017	0.4%	450	0.2%	126%
3,615	1.3%	2,617	1.2%	38%
43,154	15.8%	27,543	12.1%	57%
6,337	2.3%	4,513	2.0%	40%
809	0.3%	625	0.3%	29%
203	0.1%	282	0.1%	-28%
979	0.4%	1,128	0.5%	-13%
3,562	1.3%	1,394	0.6%	156%
7,454	2.7%	4,122	1.8%	81%
19,344	7.1%	12,064	5.3%	60%
413	0.2%	333	0.1%	24%
4,055	1.5%	4,843	2.1%	-16%
237	0.1%	280	0.1%	-15%
847	0.3%	944	0.4%	-10%
5,842	2.1%	6,332	2.8%	-8%
459	0.2%	418	0.2%	10%
98,907	36.2%	122,550	53.9%	-19%
487	0.2%	479	0.2%	2%
437	0.2%	244	0.1%	79%
1,135	0.4%	1,030	0.5%	10%
1,740	0.6%	1,553	0.7%	12%
2,697	1.0%	2,686	1.2%	0%
117,256	43.0%	141,692	62.3%	-17%
4,275	1.6%	3,647	1.6%	17%
2,105	0.8%	1,598	0.7%	32%
6,380	2.3%	5,245	2.3%	22%
272,870	100.0%	227,553	100.0%	20%

Stayover Visitor Nights (Jun / 2023)

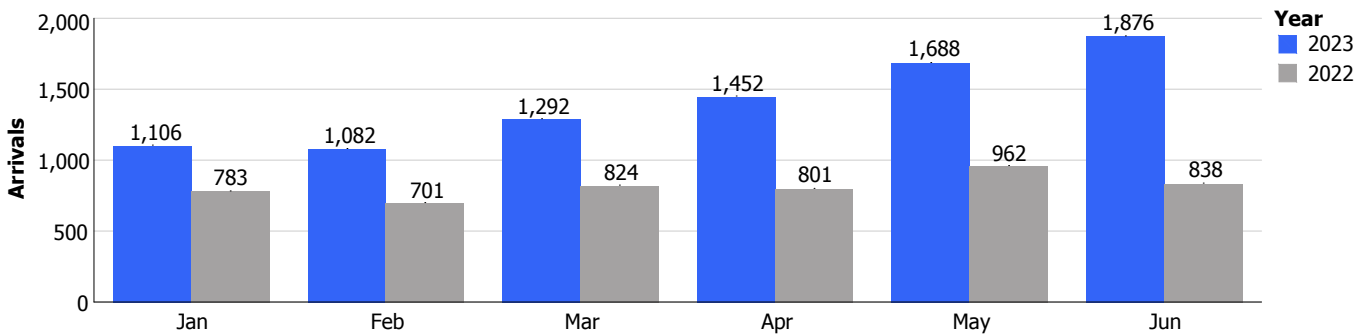
	Jun/2023	% Total	Jun/2022	% Total	% Change
North America					
Canada	9,569	2.7%	2,544	0.8%	276%
United States	83,148	23.2%	62,336	19.1%	33%
Total	92,717	25.8%	64,880	19.9%	43%
South America					
Argentina	4,759	1.3%	2,019	0.6%	136%
Brazil	13,566	3.8%	5,727	1.8%	137%
Chile	2,341	0.7%	1,419	0.4%	65%
Colombia	21,341	5.9%	20,910	6.4%	2%
Ecuador	1,465	0.4%	894	0.3%	64%
Panama	1,086	0.3%	702	0.2%	55%
Suriname	4,939	1.4%	3,485	1.1%	42%
Uruguay	1,719	0.5%	2,278	0.7%	-25%
Venezuela	2,160	0.6%	940	0.3%	130%
Other	3,710	1.0%	2,466	0.8%	50%
Total	57,086	15.9%	40,840	12.5%	40%
Caribbean					
Aruba	6,042	1.7%	4,615	1.4%	31%
Dom. Rep.	1,185	0.3%	1,107	0.3%	7%
Haiti	208	0.1%	550	0.2%	-62%
Jamaica	1,726	0.5%	2,145	0.7%	-20%
Trinidad & Tobago	3,882	1.1%	1,997	0.6%	94%
Other	6,613	1.8%	4,721	1.4%	40%
Total	19,656	5.5%	15,135	4.6%	30%
Europe					
Austria	260	0.1%	486	0.1%	-47%
Belgium	6,114	1.7%	6,945	2.1%	-12%
Denmark	123	0.0%	343	0.1%	-64%
France	1,051	0.3%	1,303	0.4%	-19%
Germany	9,911	2.8%	14,451	4.4%	-31%
Italy	688	0.2%	648	0.2%	6%
Netherlands	155,704	43.4%	167,521	51.3%	-7%
Spain	1,638	0.5%	794	0.2%	106%
Sweden	375	0.1%	795	0.2%	-53%
Switzerland	1,035	0.3%	1,685	0.5%	-39%
United Kingdom	3,291	0.9%	1,871	0.6%	76%
Other	5,239	1.5%	3,462	1.1%	51%
Total	185,429	51.7%	200,304	61.4%	-7%
Others					
Not Stated	1,276	0.4%	3,137	1.0%	-59%
Other	2,685	0.7%	1,968	0.6%	36%
Total	3,961	1.1%	5,105	1.6%	-22%
Overall	358,849	100.0%	326,264	100.0%	10%

2023YTD	% Total	2022YTD	% Total	% Change
158,336	6.6%	44,109	2.0%	259%
461,961	19.2%	249,809	11.3%	85%
620,297	25.8%	293,918	13.3%	111%
30,875	1.3%	8,175	0.4%	278%
62,043	2.6%	29,728	1.3%	109%
11,850	0.5%	5,045	0.2%	135%
106,663	4.4%	84,688	3.8%	26%
8,080	0.3%	6,802	0.3%	19%
4,273	0.2%	3,163	0.1%	35%
29,539	1.2%	20,130	0.9%	47%
8,688	0.4%	6,883	0.3%	26%
9,186	0.4%	4,577	0.2%	101%
24,099	1.0%	19,585	0.9%	23%
295,296	12.3%	188,776	8.5%	56%
29,251	1.2%	20,586	0.9%	42%
7,568	0.3%	5,749	0.3%	32%
2,125	0.1%	3,174	0.1%	-33%
8,761	0.4%	17,321	0.8%	-49%
15,705	0.7%	6,837	0.3%	130%
36,490	1.5%	24,076	1.1%	52%
99,900	4.2%	77,743	3.5%	29%
4,748	0.2%	3,830	0.2%	24%
41,977	1.7%	50,252	2.3%	-16%
2,495	0.1%	3,262	0.1%	-24%
9,064	0.4%	10,416	0.5%	-13%
77,079	3.2%	85,971	3.9%	-10%
4,536	0.2%	4,881	0.2%	-7%
1,135,969	47.3%	1,369,874	62.0%	-17%
6,042	0.3%	5,834	0.3%	4%
4,597	0.2%	3,286	0.1%	40%
12,266	0.5%	11,660	0.5%	5%
22,929	1.0%	20,816	0.9%	10%
29,575	1.2%	33,988	1.5%	-13%
1,351,277	56.3%	1,604,070	72.6%	-16%
15,651	0.7%	19,722	0.9%	-21%
17,441	0.7%	25,590	1.2%	-32%
33,092	1.4%	45,312	2.1%	-27%
2,399,862	100.0%	2,209,819	100.0%	9%

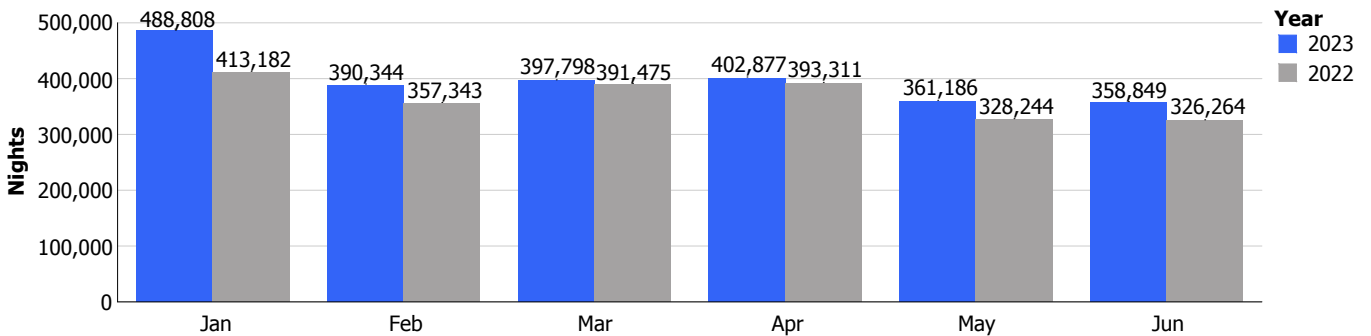
Stay over



Day trippers



Stay over nights



Cruise arrivals

