

## Overall Visitor Arrival Performance (May / 2023)

### Total Stayover Arrivals by Region

Region	May/2023	% Total	May/2022	% Total	% Change
North America	12,178	28%	5,113	14%	138%
South America	8,047	18%	5,327	15%	51%
Caribbean	3,563	8%	2,738	8%	30%
Europe	18,705	43%	21,629	60%	-14%
Others	1,039	2%	1,006	3%	3%
<b>Total</b>	<b>43,532</b>	<b>100%</b>	<b>35,813</b>	<b>100%</b>	<b>22%</b>

2023YTD	% Total	2022YTD	% Total	% Change
72,455	32%	31,151	16%	133%
34,374	15%	21,336	11%	61%
15,172	7%	9,187	5%	65%
100,958	44%	124,065	65%	-19%
5,541	2%	4,273	2%	30%
<b>228,500</b>	<b>100%</b>	<b>190,012</b>	<b>100%</b>	<b>20%</b>

### Total Daytrippers

	May/2023	% Total	May/2022	% Total	% Change
Day Trippers	1,688	100%	962	100%	75%

2023YTD	% Total	2022YTD	% Total	% Change
6,620	100%	4,071	100%	63%

### Total Nights by Region

Region	May/2023	% Total	May/2022	% Total	% Change
North America	78,367	21.7%	33,968	10.3%	131%
South America	55,010	15.2%	34,492	10.5%	59%
Caribbean	17,662	4.9%	21,436	6.5%	-18%
Europe	205,033	56.8%	231,934	70.7%	-12%
Others	5,114	1.4%	6,414	2.0%	-20%
<b>Total</b>	<b>361,186</b>	<b>100%</b>	<b>328,244</b>	<b>100%</b>	<b>10%</b>

2023YTD	% Total	2022YTD	% Total	% Change
527,580	25.8%	229,038	12.2%	130%
238,210	11.7%	147,936	7.9%	61%
80,244	3.9%	62,608	3.3%	28%
1,165,848	57.1%	1,403,766	74.5%	-17%
29,131	1.4%	40,207	2.1%	-28%
<b>2,041,013</b>	<b>100%</b>	<b>1,883,555</b>	<b>100%</b>	<b>8%</b>

### Total Cruise Arrivals

	May/2023	% Total	May/2022	% Total	% Change
Cruise Arrivals	40,697	100%	28,362	100%	43%
Cruise Calls	15	100%	8	100%	88%

2023YTD	% Total	2022YTD	% Total	% Change
411,578	100%	200,532	100%	105%
162	100%	146	100%	11%

### Total Arrivals

	May/2023	% Total	May/2022	% Total	% Change
Cruise Arrivals	40,697	47%	28,362	44%	43%
Day Trippers	1,688	2%	962	1%	75%
Stayovers	43,532	51%	35,813	55%	22%
<b>Total</b>	<b>85,917</b>	<b>100%</b>	<b>65,137</b>	<b>100%</b>	<b>32%</b>

2023YTD	% Total	2022YTD	% Total	% Change
411,578	64%	200,532	51%	105%
6,620	1%	4,071	1%	63%
228,500	35%	190,012	48%	20%
<b>646,698</b>	<b>100%</b>	<b>394,615</b>	<b>100%</b>	<b>64%</b>

### Source

**Stayover:** Immigration database / CTB  
**Visitor Nights:** Immigration database / CTB  
**Cruise calls / passengers:** CPA



Pietermaai 19, Curaçao, Dutch Caribbean  
 Phone: (599-9) 461-8200  
 Email: info@curacao.com  
 Website: curacao.com

### Stayover Visitor Arrival (May / 2023)

	May/2023	% Total	May/2022	% Total	% Change
<b>North America</b>					
Canada	838	1.9%	352	1.0%	138%
United States	11,340	26.0%	4,761	13.3%	138%
<b>Total</b>	<b>12,178</b>	<b>28.0%</b>	<b>5,113</b>	<b>14.3%</b>	<b>138.18%</b>
<b>South America</b>					
Argentina	802	1.8%	194	0.5%	313%
Brazil	1,780	4.1%	740	2.1%	141%
Chile	222	0.5%	191	0.5%	16%
Colombia	2,851	6.5%	2,297	6.4%	24%
Ecuador	357	0.8%	382	1.1%	-7%
Panama	95	0.2%	89	0.2%	7%
Suriname	661	1.5%	526	1.5%	26%
Uruguay	223	0.5%	157	0.4%	42%
Venezuela	274	0.6%	103	0.3%	166%
Other	782	1.8%	648	1.8%	21%
<b>Total</b>	<b>8,047</b>	<b>18.5%</b>	<b>5,327</b>	<b>14.9%</b>	<b>51.06%</b>
<b>Caribbean</b>					
Aruba	1,041	2.4%	929	2.6%	12%
Dom. Rep.	158	0.4%	130	0.4%	22%
Haiti	26	0.1%	55	0.2%	-53%
Jamaica	142	0.3%	402	1.1%	-65%
Trinidad & Tobago	873	2.0%	360	1.0%	142%
Other	1,323	3.0%	862	2.4%	53%
<b>Total</b>	<b>3,563</b>	<b>8.2%</b>	<b>2,738</b>	<b>7.6%</b>	<b>30.13%</b>
<b>Europe</b>					
Austria	63	0.1%	58	0.2%	9%
Belgium	633	1.5%	659	1.8%	-4%
Denmark	13	0.0%	7	0.0%	86%
France	104	0.2%	113	0.3%	-8%
Germany	990	2.3%	939	2.6%	5%
Italy	41	0.1%	75	0.2%	-45%
Netherlands	15,983	36.7%	18,868	52.7%	-15%
Spain	87	0.2%	79	0.2%	10%
Sweden	34	0.1%	22	0.1%	55%
Switzerland	189	0.4%	203	0.6%	-7%
United Kingdom	261	0.6%	267	0.7%	-2%
Other	307	0.7%	339	0.9%	-9%
<b>Total</b>	<b>18,705</b>	<b>43.0%</b>	<b>21,629</b>	<b>60.4%</b>	<b>-13.52%</b>
<b>Others</b>					
Not Stated	782	1.8%	707	2.0%	11%
Other	257	0.6%	299	0.8%	-14%
<b>Total</b>	<b>1,039</b>	<b>2.4%</b>	<b>1,006</b>	<b>2.8%</b>	<b>3.28%</b>
<b>Overall</b>	<b>43,532</b>	<b>100.0%</b>	<b>35,813</b>	<b>100.0%</b>	<b>22%</b>

2023YTD	% Total	2022YTD	% Total	% Change
15,542	6.8%	3,397	1.8%	358%
56,913	24.9%	27,754	14.6%	105%
<b>72,455</b>	<b>31.7%</b>	<b>31,151</b>	<b>16.4%</b>	<b>133%</b>
3,131	1.4%	731	0.4%	328%
7,167	3.1%	3,499	1.8%	105%
1,195	0.5%	470	0.2%	154%
13,009	5.7%	9,920	5.2%	31%
1,405	0.6%	1,241	0.7%	13%
559	0.2%	438	0.2%	28%
3,295	1.4%	1,852	1.0%	78%
881	0.4%	592	0.3%	49%
690	0.3%	354	0.2%	95%
3,042	1.3%	2,239	1.2%	36%
<b>34,374</b>	<b>15.0%</b>	<b>21,336</b>	<b>11.2%</b>	<b>61%</b>
4,989	2.2%	3,480	1.8%	43%
664	0.3%	471	0.2%	41%
183	0.1%	230	0.1%	-20%
796	0.3%	919	0.5%	-13%
2,632	1.2%	936	0.5%	181%
5,908	2.6%	3,151	1.7%	87%
<b>15,172</b>	<b>6.6%</b>	<b>9,187</b>	<b>4.8%</b>	<b>65%</b>
387	0.2%	290	0.2%	33%
3,477	1.5%	4,169	2.2%	-17%
222	0.1%	247	0.1%	-10%
741	0.3%	808	0.4%	-8%
5,077	2.2%	5,233	2.8%	-3%
403	0.2%	355	0.2%	14%
85,103	37.2%	107,754	56.7%	-21%
379	0.2%	408	0.2%	-7%
395	0.2%	194	0.1%	104%
1,021	0.4%	900	0.5%	13%
1,456	0.6%	1,357	0.7%	7%
2,297	1.0%	2,350	1.2%	-2%
<b>100,958</b>	<b>44.2%</b>	<b>124,065</b>	<b>65.3%</b>	<b>-19%</b>
3,712	1.6%	2,919	1.5%	27%
1,829	0.8%	1,354	0.7%	35%
<b>5,541</b>	<b>2.4%</b>	<b>4,273</b>	<b>2.2%</b>	<b>30%</b>
<b>228,500</b>	<b>100.0%</b>	<b>190,012</b>	<b>100.0%</b>	<b>20%</b>



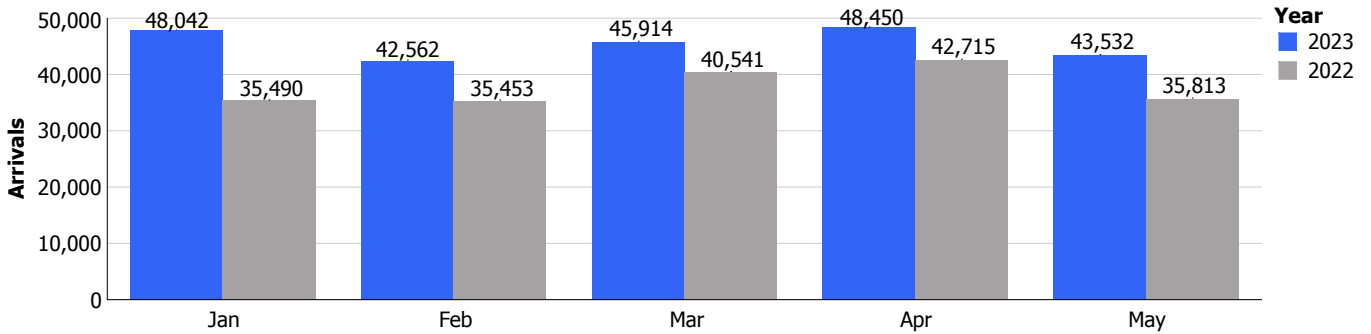
Pietermaai 19, Curaçao, Dutch Caribbean  
 Phone: (599-9) 461-8200  
 Email: info@curacao.com  
 Website: curacao.com

### Stayover Visitor Nights (May / 2023)

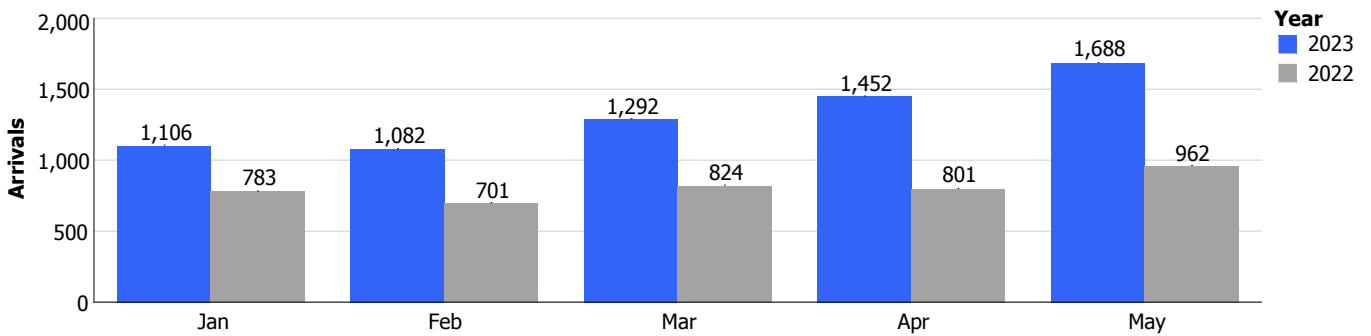
	May/2023	% Total	May/2022	% Total	% Change
<b>North America</b>					
Canada	7,496	2.1%	3,628	1.1%	107%
United States	70,871	19.6%	30,340	9.2%	134%
<b>Total</b>	<b>78,367</b>	<b>21.7%</b>	<b>33,968</b>	<b>10.3%</b>	<b>131%</b>
<b>South America</b>					
Argentina	6,669	1.8%	1,568	0.5%	325%
Brazil	11,702	3.2%	5,186	1.6%	126%
Chile	1,780	0.5%	1,341	0.4%	33%
Colombia	19,108	5.3%	12,775	3.9%	50%
Ecuador	1,317	0.4%	1,781	0.5%	-26%
Panama	562	0.2%	696	0.2%	-19%
Suriname	5,365	1.5%	4,587	1.4%	17%
Uruguay	1,839	0.5%	1,161	0.4%	58%
Venezuela	2,044	0.6%	995	0.3%	105%
Other	4,624	1.3%	4,402	1.3%	5%
<b>Total</b>	<b>55,010</b>	<b>15.2%</b>	<b>34,492</b>	<b>10.5%</b>	<b>59%</b>
<b>Caribbean</b>					
Aruba	4,495	1.2%	3,560	1.1%	26%
Dom. Rep.	1,432	0.4%	1,618	0.5%	-11%
Haiti	290	0.1%	615	0.2%	-53%
Jamaica	1,306	0.4%	7,967	2.4%	-84%
Trinidad & Tobago	3,416	0.9%	1,894	0.6%	80%
Other	6,723	1.9%	5,782	1.8%	16%
<b>Total</b>	<b>17,662</b>	<b>4.9%</b>	<b>21,436</b>	<b>6.5%</b>	<b>-18%</b>
<b>Europe</b>					
Austria	577	0.2%	641	0.2%	-10%
Belgium	6,220	1.7%	6,841	2.1%	-9%
Denmark	107	0.0%	76	0.0%	41%
France	1,047	0.3%	1,320	0.4%	-21%
Germany	12,241	3.4%	11,514	3.5%	6%
Italy	326	0.1%	771	0.2%	-58%
Netherlands	173,610	48.1%	201,732	61.5%	-14%
Spain	679	0.2%	834	0.3%	-19%
Sweden	314	0.1%	209	0.1%	50%
Switzerland	1,969	0.5%	1,860	0.6%	6%
United Kingdom	4,444	1.2%	2,719	0.8%	63%
Other	3,499	1.0%	3,417	1.0%	2%
<b>Total</b>	<b>205,033</b>	<b>56.8%</b>	<b>231,934</b>	<b>70.7%</b>	<b>-12%</b>
<b>Others</b>					
Not Stated	2,472	0.7%	3,790	1.2%	-35%
Other	2,642	0.7%	2,624	0.8%	1%
<b>Total</b>	<b>5,114</b>	<b>1.4%</b>	<b>6,414</b>	<b>2.0%</b>	<b>-20%</b>
<b>Overall</b>	<b>361,186</b>	<b>100.0%</b>	<b>328,244</b>	<b>100.0%</b>	<b>10%</b>

2023YTD	% Total	2022YTD	% Total	% Change
148,767	7.3%	41,565	2.2%	258%
378,813	18.6%	187,473	10.0%	102%
<b>527,580</b>	<b>25.8%</b>	<b>229,038</b>	<b>12.2%</b>	<b>130%</b>
26,116	1.3%	6,156	0.3%	324%
48,477	2.4%	24,001	1.3%	102%
9,509	0.5%	3,626	0.2%	162%
85,322	4.2%	63,778	3.4%	34%
6,615	0.3%	5,908	0.3%	12%
3,187	0.2%	2,461	0.1%	30%
24,600	1.2%	16,645	0.9%	48%
6,969	0.3%	4,605	0.2%	51%
7,026	0.3%	3,637	0.2%	93%
20,389	1.0%	17,119	0.9%	19%
<b>238,210</b>	<b>11.7%</b>	<b>147,936</b>	<b>7.9%</b>	<b>61%</b>
23,209	1.1%	15,971	0.8%	45%
6,383	0.3%	4,642	0.2%	38%
1,917	0.1%	2,624	0.1%	-27%
7,035	0.3%	15,176	0.8%	-54%
11,823	0.6%	4,840	0.3%	144%
29,877	1.5%	19,355	1.0%	54%
<b>80,244</b>	<b>3.9%</b>	<b>62,608</b>	<b>3.3%</b>	<b>28%</b>
4,488	0.2%	3,344	0.2%	34%
35,863	1.8%	43,307	2.3%	-17%
2,372	0.1%	2,919	0.2%	-19%
8,013	0.4%	9,113	0.5%	-12%
67,168	3.3%	71,520	3.8%	-6%
3,848	0.2%	4,233	0.2%	-9%
980,265	48.0%	1,202,353	63.8%	-18%
4,404	0.2%	5,040	0.3%	-13%
4,222	0.2%	2,491	0.1%	69%
11,231	0.6%	9,975	0.5%	13%
19,638	1.0%	18,945	1.0%	4%
24,336	1.2%	30,526	1.6%	-20%
<b>1,165,848</b>	<b>57.1%</b>	<b>1,403,766</b>	<b>74.5%</b>	<b>-17%</b>
14,375	0.7%	16,585	0.9%	-13%
14,756	0.7%	23,622	1.3%	-38%
<b>29,131</b>	<b>1.4%</b>	<b>40,207</b>	<b>2.1%</b>	<b>-28%</b>
<b>2,041,013</b>	<b>100.0%</b>	<b>1,883,555</b>	<b>100.0%</b>	<b>8%</b>

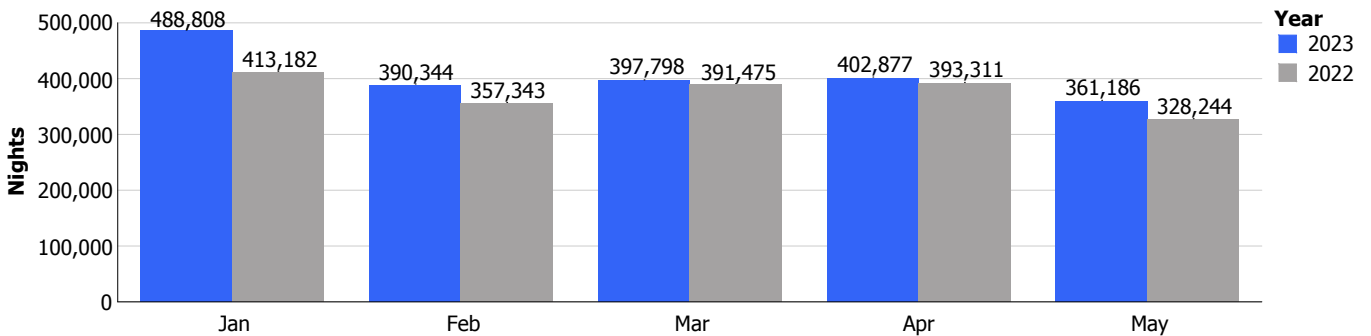
### Stay over



### Day trippers



### Stay over nights



### Cruise arrivals

