

## Overall Visitor Arrival Performance (Apr / 2023)

### Total Stayover Arrivals by Region

Region	Apr/2023	% Total	Apr/2022	% Total	% Change
North America	14,198	29%	7,386	17%	92%
South America	8,301	17%	5,735	13%	45%
Caribbean	3,962	8%	2,544	6%	56%
Europe	20,617	43%	25,995	61%	-21%
Others	1,372	3%	1,055	2%	30%
<b>Total</b>	<b>48,450</b>	<b>100%</b>	<b>42,715</b>	<b>100%</b>	<b>13%</b>

2023YTD	% Total	2022YTD	% Total	% Change
60,277	33%	26,038	17%	131%
26,327	14%	16,009	10%	64%
11,609	6%	6,449	4%	80%
82,253	44%	102,436	66%	-20%
4,502	2%	3,267	2%	38%
<b>184,968</b>	<b>100%</b>	<b>154,199</b>	<b>100%</b>	<b>20%</b>

### Total Daytrippers

	Apr/2023	% Total	Apr/2022	% Total	% Change
Day Trippers	1,452	100%	801	100%	81%

2023YTD	% Total	2022YTD	% Total	% Change
4,932	100%	3,109	100%	59%

### Total Nights by Region

Region	Apr/2023	% Total	Apr/2022	% Total	% Change
North America	94,006	23.3%	49,389	12.6%	90%
South America	53,643	13.3%	38,327	9.7%	40%
Caribbean	22,452	5.6%	15,380	3.9%	46%
Europe	225,378	55.9%	281,895	71.7%	-20%
Others	7,398	1.8%	8,320	2.1%	-11%
<b>Total</b>	<b>402,877</b>	<b>100%</b>	<b>393,311</b>	<b>100%</b>	<b>2%</b>

2023YTD	% Total	2022YTD	% Total	% Change
449,213	26.7%	195,070	12.5%	130%
183,200	10.9%	113,444	7.3%	61%
62,582	3.7%	41,172	2.6%	52%
960,815	57.2%	1,171,832	75.3%	-18%
24,017	1.4%	33,793	2.2%	-29%
<b>1,679,827</b>	<b>100%</b>	<b>1,555,311</b>	<b>100%</b>	<b>8%</b>

### Total Cruise Arrivals

	Apr/2023	% Total	Apr/2022	% Total	% Change
Cruise Arrivals	52,312	100%	27,886	100%	88%
Cruise Calls	21	100%	19	100%	11%

2023YTD	% Total	2022YTD	% Total	% Change
370,881	100%	172,170	100%	115%
147	100%	138	100%	7%

### Total Arrivals

	Apr/2023	% Total	Apr/2022	% Total	% Change
Cruise Arrivals	52,312	51%	27,886	39%	88%
Day Trippers	1,452	1%	801	1%	81%
Stayovers	48,450	47%	42,715	60%	13%
<b>Total</b>	<b>102,214</b>	<b>100%</b>	<b>71,402</b>	<b>100%</b>	<b>43%</b>

2023YTD	% Total	2022YTD	% Total	% Change
370,881	66%	172,170	52%	115%
4,932	1%	3,109	1%	59%
184,968	33%	154,199	47%	20%
<b>560,781</b>	<b>100%</b>	<b>329,478</b>	<b>100%</b>	<b>70%</b>

### Source

**Stayover:** Immigration database / CTB  
**Visitor Nights:** Immigration database / CTB  
**Cruise calls / passengers:** CPA

### Stayover Visitor Arrival (Apr / 2023)

	Apr/2023	% Total	Apr/2022	% Total	% Change
<b>North America</b>					
Canada	2,246	4.6%	774	1.8%	190%
United States	11,952	24.7%	6,612	15.5%	81%
<b>Total</b>	<b>14,198</b>	<b>29.3%</b>	<b>7,386</b>	<b>17.3%</b>	<b>92.23%</b>
<b>South America</b>					
Argentina	522	1.1%	113	0.3%	362%
Brazil	1,518	3.1%	816	1.9%	86%
Chile	198	0.4%	100	0.2%	98%
Colombia	3,151	6.5%	2,782	6.5%	13%
Ecuador	460	0.9%	410	1.0%	12%
Panama	194	0.4%	101	0.2%	92%
Suriname	1,193	2.5%	672	1.6%	78%
Uruguay	201	0.4%	97	0.2%	107%
Venezuela	100	0.2%	57	0.1%	75%
Other	764	1.6%	587	1.4%	30%
<b>Total</b>	<b>8,301</b>	<b>17.1%</b>	<b>5,735</b>	<b>13.4%</b>	<b>44.74%</b>
<b>Caribbean</b>					
Aruba	1,226	2.5%	932	2.2%	32%
Dom. Rep.	162	0.3%	117	0.3%	38%
Haiti	36	0.1%	31	0.1%	16%
Jamaica	237	0.5%	227	0.5%	4%
Trinidad & Tobago	727	1.5%	426	1.0%	71%
Other	1,574	3.2%	811	1.9%	94%
<b>Total</b>	<b>3,962</b>	<b>8.2%</b>	<b>2,544</b>	<b>6.0%</b>	<b>55.74%</b>
<b>Europe</b>					
Austria	64	0.1%	52	0.1%	23%
Belgium	1,123	2.3%	1,430	3.3%	-21%
Denmark	41	0.1%	103	0.2%	-60%
France	146	0.3%	216	0.5%	-32%
Germany	1,041	2.1%	1,298	3.0%	-20%
Italy	84	0.2%	92	0.2%	-9%
Netherlands	16,996	35.1%	21,379	50.1%	-21%
Spain	98	0.2%	90	0.2%	9%
Sweden	54	0.1%	56	0.1%	-4%
Switzerland	268	0.6%	278	0.7%	-4%
United Kingdom	280	0.6%	358	0.8%	-22%
Other	422	0.9%	643	1.5%	-34%
<b>Total</b>	<b>20,617</b>	<b>42.6%</b>	<b>25,995</b>	<b>60.9%</b>	<b>-20.69%</b>
<b>Others</b>					
Not Stated	815	1.7%	757	1.8%	8%
Other	557	1.1%	298	0.7%	87%
<b>Total</b>	<b>1,372</b>	<b>2.8%</b>	<b>1,055</b>	<b>2.5%</b>	<b>30.05%</b>
<b>Overall</b>	<b>48,450</b>	<b>100.0%</b>	<b>42,715</b>	<b>100.0%</b>	<b>13%</b>

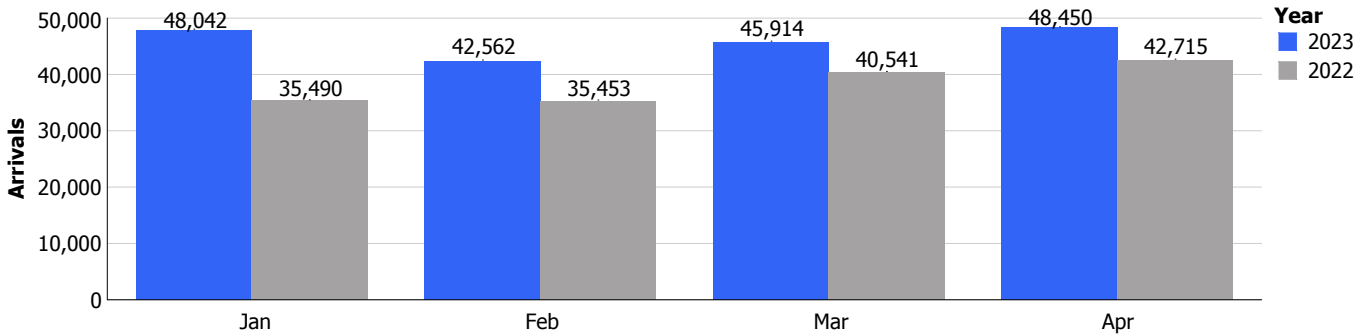
2023YTD	% Total	2022YTD	% Total	% Change
14,704	7.9%	3,045	2.0%	383%
45,573	24.6%	22,993	14.9%	98%
<b>60,277</b>	<b>32.6%</b>	<b>26,038</b>	<b>16.9%</b>	<b>131%</b>
2,329	1.3%	537	0.3%	334%
5,387	2.9%	2,759	1.8%	95%
973	0.5%	279	0.2%	249%
10,158	5.5%	7,623	4.9%	33%
1,048	0.6%	859	0.6%	22%
464	0.3%	349	0.2%	33%
2,634	1.4%	1,326	0.9%	99%
658	0.4%	435	0.3%	51%
416	0.2%	251	0.2%	66%
2,260	1.2%	1,591	1.0%	42%
<b>26,327</b>	<b>14.2%</b>	<b>16,009</b>	<b>10.4%</b>	<b>64%</b>
3,948	2.1%	2,551	1.7%	55%
506	0.3%	341	0.2%	48%
157	0.1%	175	0.1%	-10%
654	0.4%	517	0.3%	26%
1,759	1.0%	576	0.4%	205%
4,585	2.5%	2,289	1.5%	100%
<b>11,609</b>	<b>6.3%</b>	<b>6,449</b>	<b>4.2%</b>	<b>80%</b>
324	0.2%	232	0.2%	40%
2,844	1.5%	3,510	2.3%	-19%
209	0.1%	240	0.2%	-13%
637	0.3%	695	0.5%	-8%
4,087	2.2%	4,294	2.8%	-5%
362	0.2%	280	0.2%	29%
69,120	37.4%	88,886	57.6%	-22%
292	0.2%	329	0.2%	-11%
361	0.2%	172	0.1%	110%
832	0.4%	697	0.5%	19%
1,195	0.6%	1,090	0.7%	10%
1,990	1.1%	2,011	1.3%	-1%
<b>82,253</b>	<b>44.5%</b>	<b>102,436</b>	<b>66.4%</b>	<b>-20%</b>
2,930	1.6%	2,212	1.4%	32%
1,572	0.8%	1,055	0.7%	49%
<b>4,502</b>	<b>2.4%</b>	<b>3,267</b>	<b>2.1%</b>	<b>38%</b>
<b>184,968</b>	<b>100.0%</b>	<b>154,199</b>	<b>100.0%</b>	<b>20%</b>

### Stayover Visitor Nights (Apr / 2023)

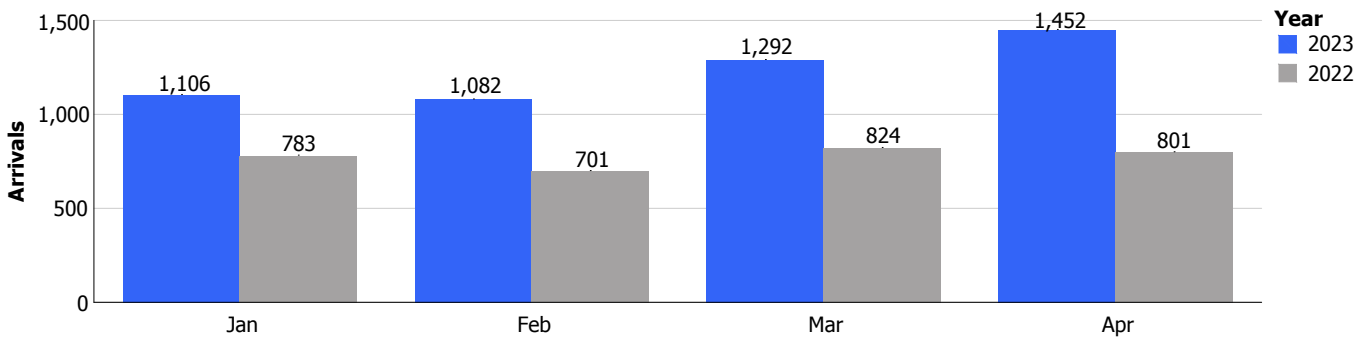
	Apr/2023	% Total	Apr/2022	% Total	% Change
<b>North America</b>					
Canada	18,440	4.6%	7,273	1.8%	154%
United States	75,566	18.8%	42,116	10.7%	79%
<b>Total</b>	<b>94,006</b>	<b>23.3%</b>	<b>49,389</b>	<b>12.6%</b>	<b>90%</b>
<b>South America</b>					
Argentina	4,016	1.0%	987	0.3%	307%
Brazil	10,177	2.5%	5,110	1.3%	99%
Chile	1,482	0.4%	893	0.2%	66%
Colombia	18,569	4.6%	17,333	4.4%	7%
Ecuador	2,292	0.6%	1,793	0.5%	28%
Panama	1,203	0.3%	441	0.1%	173%
Suriname	8,509	2.1%	6,208	1.6%	37%
Uruguay	1,497	0.4%	750	0.2%	100%
Venezuela	1,123	0.3%	584	0.1%	92%
Other	4,775	1.2%	4,228	1.1%	13%
<b>Total</b>	<b>53,643</b>	<b>13.3%</b>	<b>38,327</b>	<b>9.7%</b>	<b>40%</b>
<b>Caribbean</b>					
Aruba	6,624	1.6%	4,677	1.2%	42%
Dom. Rep.	1,299	0.3%	830	0.2%	57%
Haiti	355	0.1%	300	0.1%	18%
Jamaica	1,918	0.5%	3,048	0.8%	-37%
Trinidad & Tobago	3,530	0.9%	1,928	0.5%	83%
Other	8,726	2.2%	4,597	1.2%	90%
<b>Total</b>	<b>22,452</b>	<b>5.6%</b>	<b>15,380</b>	<b>3.9%</b>	<b>46%</b>
<b>Europe</b>					
Austria	683	0.2%	520	0.1%	31%
Belgium	10,321	2.6%	13,441	3.4%	-23%
Denmark	392	0.1%	1,073	0.3%	-63%
France	1,412	0.4%	2,169	0.6%	-35%
Germany	12,554	3.1%	15,817	4.0%	-21%
Italy	760	0.2%	940	0.2%	-19%
Netherlands	186,935	46.4%	233,831	59.5%	-20%
Spain	1,148	0.3%	713	0.2%	61%
Sweden	543	0.1%	542	0.1%	0%
Switzerland	2,902	0.7%	3,018	0.8%	-4%
United Kingdom	3,707	0.9%	4,005	1.0%	-7%
Other	4,021	1.0%	5,826	1.5%	-31%
<b>Total</b>	<b>225,378</b>	<b>55.9%</b>	<b>281,895</b>	<b>71.7%</b>	<b>-20%</b>
<b>Others</b>					
Not Stated	3,181	0.8%	4,055	1.0%	-22%
Other	4,217	1.0%	4,265	1.1%	-1%
<b>Total</b>	<b>7,398</b>	<b>1.8%</b>	<b>8,320</b>	<b>2.1%</b>	<b>-11%</b>
<b>Overall</b>	<b>402,877</b>	<b>100.0%</b>	<b>393,311</b>	<b>100.0%</b>	<b>2%</b>

2023YTD	% Total	2022YTD	% Total	% Change
141,271	8.4%	37,937	2.4%	272%
307,942	18.3%	157,133	10.1%	96%
<b>449,213</b>	<b>26.7%</b>	<b>195,070</b>	<b>12.5%</b>	<b>130%</b>
19,447	1.2%	4,588	0.3%	324%
36,775	2.2%	18,815	1.2%	95%
7,729	0.5%	2,285	0.1%	238%
66,214	3.9%	51,003	3.3%	30%
5,298	0.3%	4,127	0.3%	28%
2,625	0.2%	1,765	0.1%	49%
19,235	1.1%	12,058	0.8%	60%
5,130	0.3%	3,444	0.2%	49%
4,982	0.3%	2,642	0.2%	89%
15,765	0.9%	12,717	0.8%	24%
<b>183,200</b>	<b>10.9%</b>	<b>113,444</b>	<b>7.3%</b>	<b>61%</b>
18,714	1.1%	12,411	0.8%	51%
4,951	0.3%	3,024	0.2%	64%
1,627	0.1%	2,009	0.1%	-19%
5,729	0.3%	7,209	0.5%	-21%
8,407	0.5%	2,946	0.2%	185%
23,154	1.4%	13,573	0.9%	71%
<b>62,582</b>	<b>3.7%</b>	<b>41,172</b>	<b>2.6%</b>	<b>52%</b>
3,911	0.2%	2,703	0.2%	45%
29,643	1.8%	36,466	2.3%	-19%
2,265	0.1%	2,843	0.2%	-20%
6,966	0.4%	7,793	0.5%	-11%
54,927	3.3%	60,006	3.9%	-8%
3,522	0.2%	3,462	0.2%	2%
806,655	48.0%	1,000,621	64.3%	-19%
3,725	0.2%	4,206	0.3%	-11%
3,908	0.2%	2,282	0.1%	71%
9,262	0.6%	8,115	0.5%	14%
15,194	0.9%	16,226	1.0%	-6%
20,837	1.2%	27,109	1.7%	-23%
<b>960,815</b>	<b>57.2%</b>	<b>1,171,832</b>	<b>75.3%</b>	<b>-18%</b>
11,903	0.7%	12,795	0.8%	-7%
12,114	0.7%	20,998	1.4%	-42%
<b>24,017</b>	<b>1.4%</b>	<b>33,793</b>	<b>2.2%</b>	<b>-29%</b>
<b>1,679,827</b>	<b>100.0%</b>	<b>1,555,311</b>	<b>100.0%</b>	<b>8%</b>

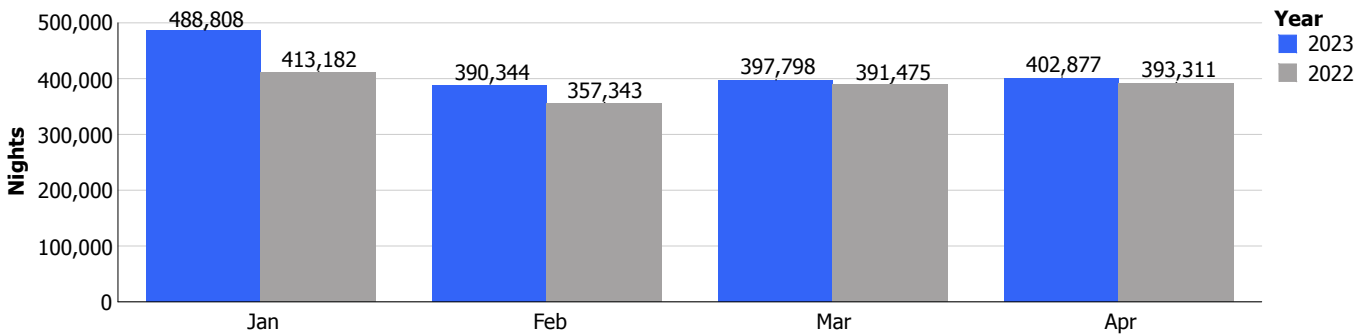
### Stay over



### Day trippers



### Stay over nights



### Cruise arrivals

