

## Overall Visitor Arrival Performance (Mar / 2023)

### Total Stayover Arrivals by Region

Region	Mar/2023	% Total	Mar/2022	% Total	% Change
North America	15,707	34%	8,335	21%	88%
South America	6,263	14%	3,784	9%	66%
Caribbean	2,914	6%	1,819	4%	60%
Europe	19,953	43%	25,764	64%	-23%
Others	1,077	2%	839	2%	28%
<b>Total</b>	<b>45,914</b>	<b>100%</b>	<b>40,541</b>	<b>100%</b>	<b>13%</b>

2023YTD	% Total	2022YTD	% Total	% Change
46,079	34%	18,652	17%	147%
18,026	13%	10,274	9%	75%
7,647	6%	3,905	4%	96%
61,636	45%	76,441	69%	-19%
3,130	2%	2,212	2%	42%
<b>136,518</b>	<b>100%</b>	<b>111,484</b>	<b>100%</b>	<b>22%</b>

### Total Daytrippers

	Mar/2023	% Total	Mar/2022	% Total	% Change
Day Trippers	1,292	100%	824	100%	57%

2023YTD	% Total	2022YTD	% Total	% Change
3,480	100%	2,308	100%	51%

### Total Nights by Region

Region	Mar/2023	% Total	Mar/2022	% Total	% Change
North America	109,776	27.6%	57,297	14.6%	92%
South America	42,920	10.8%	25,898	6.6%	66%
Caribbean	14,862	3.7%	11,512	2.9%	29%
Europe	224,911	56.5%	289,973	74.1%	-22%
Others	5,329	1.3%	6,795	1.7%	-22%
<b>Total</b>	<b>397,798</b>	<b>100%</b>	<b>391,475</b>	<b>100%</b>	<b>2%</b>

2023YTD	% Total	2022YTD	% Total	% Change
355,207	27.8%	145,681	12.5%	144%
129,557	10.1%	75,117	6.5%	72%
40,130	3.1%	25,792	2.2%	56%
735,437	57.6%	889,937	76.6%	-17%
16,619	1.3%	25,473	2.2%	-35%
<b>1,276,950</b>	<b>100%</b>	<b>1,162,000</b>	<b>100%</b>	<b>10%</b>

### Total Cruise Arrivals

	Mar/2023	% Total	Mar/2022	% Total	% Change
Cruise Arrivals	107,307	100%	60,237	100%	78%
Cruise Calls	42	100%	39	100%	8%

2023YTD	% Total	2022YTD	% Total	% Change
318,569	100%	144,284	100%	121%
126	100%	119	100%	6%

### Total Arrivals

	Mar/2023	% Total	Mar/2022	% Total	% Change
Cruise Arrivals	107,307	69%	60,237	59%	78%
Day Trippers	1,292	1%	824	1%	57%
Stayovers	45,914	30%	40,541	40%	13%
<b>Total</b>	<b>154,513</b>	<b>100%</b>	<b>101,602</b>	<b>100%</b>	<b>52%</b>

2023YTD	% Total	2022YTD	% Total	% Change
318,569	69%	144,284	56%	121%
3,480	1%	2,308	1%	51%
136,518	30%	111,484	43%	22%
<b>458,567</b>	<b>100%</b>	<b>258,076</b>	<b>100%</b>	<b>78%</b>

### Source

**Stayover:** Immigration database / CTB  
**Visitor Nights:** Immigration database / CTB  
**Cruise calls / passengers:** CPA



Pietermaai 19, Curaçao, Dutch Caribbean  
 Phone: (599-9) 461-8200  
 Email: info@curacao.com  
 Website: curacao.com

### Stayover Visitor Arrival (Mar / 2023)

	Mar/2023	% Total	Mar/2022	% Total	% Change
<b>North America</b>					
Canada	3,849	8.4%	906	2.2%	325%
United States	11,858	25.8%	7,429	18.3%	60%
<b>Total</b>	<b>15,707</b>	<b>34.2%</b>	<b>8,335</b>	<b>20.6%</b>	<b>88.45%</b>
<b>South America</b>					
Argentina	432	0.9%	162	0.4%	167%
Brazil	1,329	2.9%	747	1.8%	78%
Chile	135	0.3%	43	0.1%	214%
Colombia	2,748	6.0%	1,749	4.3%	57%
Ecuador	266	0.6%	233	0.6%	14%
Panama	84	0.2%	101	0.2%	-17%
Suriname	543	1.2%	268	0.7%	103%
Uruguay	132	0.3%	91	0.2%	45%
Venezuela	100	0.2%	79	0.2%	27%
Other	494	1.1%	311	0.8%	59%
<b>Total</b>	<b>6,263</b>	<b>13.6%</b>	<b>3,784</b>	<b>9.3%</b>	<b>65.51%</b>
<b>Caribbean</b>					
Aruba	949	2.1%	737	1.8%	29%
Dom. Rep.	105	0.2%	92	0.2%	14%
Haiti	45	0.1%	52	0.1%	-13%
Jamaica	152	0.3%	115	0.3%	32%
Trinidad & Tobago	506	1.1%	103	0.3%	391%
Other	1,157	2.5%	720	1.8%	61%
<b>Total</b>	<b>2,914</b>	<b>6.3%</b>	<b>1,819</b>	<b>4.5%</b>	<b>60.20%</b>
<b>Europe</b>					
Austria	104	0.2%	44	0.1%	136%
Belgium	668	1.5%	825	2.0%	-19%
Denmark	58	0.1%	17	0.0%	241%
France	166	0.4%	179	0.4%	-7%
Germany	1,450	3.2%	1,352	3.3%	7%
Italy	69	0.2%	68	0.2%	1%
Netherlands	16,287	35.5%	22,252	54.9%	-27%
Spain	73	0.2%	77	0.2%	-5%
Sweden	91	0.2%	41	0.1%	122%
Switzerland	197	0.4%	184	0.5%	7%
United Kingdom	296	0.6%	272	0.7%	9%
Other	494	1.1%	453	1.1%	9%
<b>Total</b>	<b>19,953</b>	<b>43.5%</b>	<b>25,764</b>	<b>63.6%</b>	<b>-22.55%</b>
<b>Others</b>					
Not Stated	700	1.5%	589	1.5%	19%
Other	377	0.8%	250	0.6%	51%
<b>Total</b>	<b>1,077</b>	<b>2.3%</b>	<b>839</b>	<b>2.1%</b>	<b>28.37%</b>
<b>Overall</b>	<b>45,914</b>	<b>100.0%</b>	<b>40,541</b>	<b>100.0%</b>	<b>13%</b>

2023YTD	% Total	2022YTD	% Total	% Change
12,458	9.1%	2,271	2.0%	449%
33,621	24.6%	16,381	14.7%	105%
<b>46,079</b>	<b>33.8%</b>	<b>18,652</b>	<b>16.7%</b>	<b>147%</b>
1,807	1.3%	424	0.4%	326%
3,869	2.8%	1,943	1.7%	99%
775	0.6%	179	0.2%	333%
7,007	5.1%	4,841	4.3%	45%
588	0.4%	449	0.4%	31%
270	0.2%	248	0.2%	9%
1,441	1.1%	654	0.6%	120%
457	0.3%	338	0.3%	35%
316	0.2%	194	0.2%	63%
1,496	1.1%	1,004	0.9%	49%
<b>18,026</b>	<b>13.2%</b>	<b>10,274</b>	<b>9.2%</b>	<b>75%</b>
2,722	2.0%	1,619	1.5%	68%
344	0.3%	224	0.2%	54%
121	0.1%	144	0.1%	-16%
417	0.3%	290	0.3%	44%
1,032	0.8%	150	0.1%	588%
3,011	2.2%	1,478	1.3%	104%
<b>7,647</b>	<b>5.6%</b>	<b>3,905</b>	<b>3.5%</b>	<b>96%</b>
260	0.2%	180	0.2%	44%
1,721	1.3%	2,080	1.9%	-17%
168	0.1%	137	0.1%	23%
491	0.4%	479	0.4%	3%
3,046	2.2%	2,996	2.7%	2%
278	0.2%	188	0.2%	48%
52,124	38.2%	67,507	60.6%	-23%
194	0.1%	239	0.2%	-19%
307	0.2%	116	0.1%	165%
564	0.4%	419	0.4%	35%
915	0.7%	732	0.7%	25%
1,568	1.1%	1,368	1.2%	15%
<b>61,636</b>	<b>45.1%</b>	<b>76,441</b>	<b>68.6%</b>	<b>-19%</b>
2,115	1.5%	1,455	1.3%	45%
1,015	0.7%	757	0.7%	34%
<b>3,130</b>	<b>2.3%</b>	<b>2,212</b>	<b>2.0%</b>	<b>42%</b>
<b>136,518</b>	<b>100.0%</b>	<b>111,484</b>	<b>100.0%</b>	<b>22%</b>



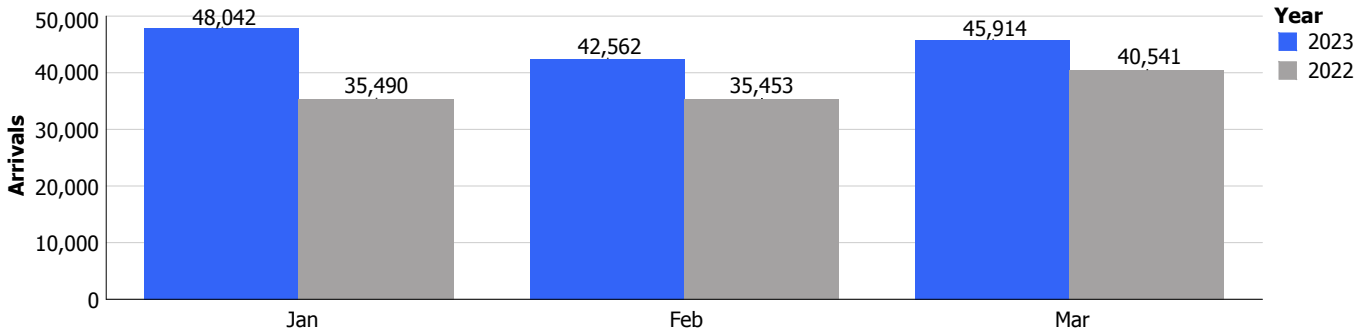
Pietermaai 19, Curaçao, Dutch Caribbean  
 Phone: (599-9) 461-8200  
 Email: info@curacao.com  
 Website: curacao.com

### Stayover Visitor Nights (Mar / 2023)

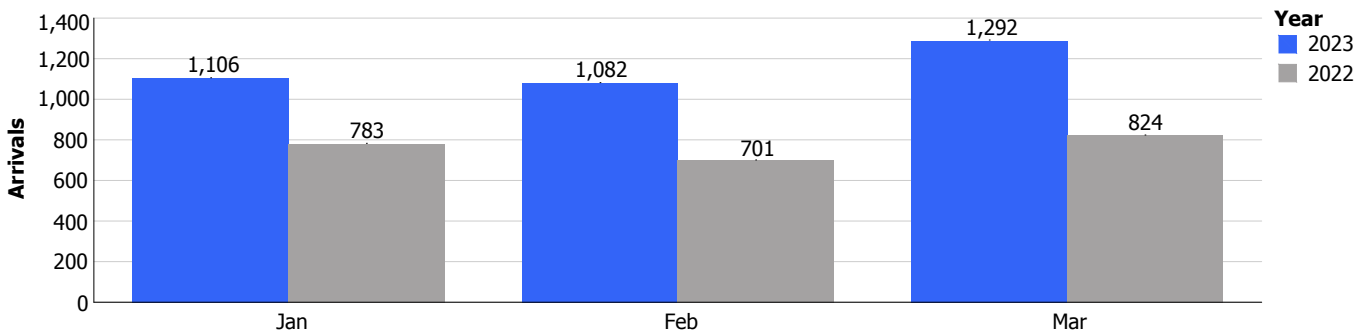
	Mar/2023	% Total	Mar/2022	% Total	% Change
<b>North America</b>					
Canada	32,015	8.0%	9,407	2.4%	240%
United States	77,761	19.5%	47,890	12.2%	62%
<b>Total</b>	<b>109,776</b>	<b>27.6%</b>	<b>57,297</b>	<b>14.6%</b>	<b>92%</b>
<b>South America</b>					
Argentina	3,483	0.9%	1,197	0.3%	191%
Brazil	8,953	2.3%	4,907	1.3%	82%
Chile	992	0.2%	294	0.1%	237%
Colombia	18,687	4.7%	12,112	3.1%	54%
Ecuador	1,226	0.3%	1,216	0.3%	1%
Panama	375	0.1%	442	0.1%	-15%
Suriname	3,762	0.9%	2,247	0.6%	67%
Uruguay	933	0.2%	701	0.2%	33%
Venezuela	1,097	0.3%	721	0.2%	52%
Other	3,412	0.9%	2,061	0.5%	66%
<b>Total</b>	<b>42,920</b>	<b>10.8%</b>	<b>25,898</b>	<b>6.6%</b>	<b>66%</b>
<b>Caribbean</b>					
Aruba	3,860	1.0%	3,503	0.9%	10%
Dom. Rep.	1,115	0.3%	777	0.2%	44%
Haiti	482	0.1%	622	0.2%	-23%
Jamaica	1,534	0.4%	1,825	0.5%	-16%
Trinidad & Tobago	2,150	0.5%	509	0.1%	322%
Other	5,721	1.4%	4,276	1.1%	34%
<b>Total</b>	<b>14,862</b>	<b>3.7%</b>	<b>11,512</b>	<b>2.9%</b>	<b>29%</b>
<b>Europe</b>					
Austria	1,141	0.3%	610	0.2%	87%
Belgium	7,521	1.9%	9,000	2.3%	-16%
Denmark	694	0.2%	173	0.0%	301%
France	1,972	0.5%	1,787	0.5%	10%
Germany	18,585	4.7%	18,241	4.7%	2%
Italy	643	0.2%	662	0.2%	-3%
Netherlands	181,856	45.7%	245,995	62.8%	-26%
Spain	1,005	0.3%	682	0.2%	47%
Sweden	908	0.2%	580	0.1%	57%
Switzerland	1,998	0.5%	1,854	0.5%	8%
United Kingdom	3,743	0.9%	4,179	1.1%	-10%
Other	4,845	1.2%	6,210	1.6%	-22%
<b>Total</b>	<b>224,911</b>	<b>56.5%</b>	<b>289,973</b>	<b>74.1%</b>	<b>-22%</b>
<b>Others</b>					
Not Stated	2,546	0.6%	2,862	0.7%	-11%
Other	2,783	0.7%	3,933	1.0%	-29%
<b>Total</b>	<b>5,329</b>	<b>1.3%</b>	<b>6,795</b>	<b>1.7%</b>	<b>-22%</b>
<b>Overall</b>	<b>397,798</b>	<b>100.0%</b>	<b>391,475</b>	<b>100.0%</b>	<b>2%</b>

2023YTD	% Total	2022YTD	% Total	% Change
122,831	9.6%	30,664	2.6%	301%
232,376	18.2%	115,017	9.9%	102%
<b>355,207</b>	<b>27.8%</b>	<b>145,681</b>	<b>12.5%</b>	<b>144%</b>
15,431	1.2%	3,601	0.3%	329%
26,598	2.1%	13,705	1.2%	94%
6,247	0.5%	1,392	0.1%	349%
47,645	3.7%	33,670	2.9%	42%
3,006	0.2%	2,334	0.2%	29%
1,422	0.1%	1,324	0.1%	7%
10,726	0.8%	5,850	0.5%	83%
3,633	0.3%	2,694	0.2%	35%
3,859	0.3%	2,058	0.2%	88%
10,990	0.9%	8,489	0.7%	29%
<b>129,557</b>	<b>10.1%</b>	<b>75,117</b>	<b>6.5%</b>	<b>72%</b>
12,090	0.9%	7,734	0.7%	56%
3,652	0.3%	2,194	0.2%	66%
1,272	0.1%	1,709	0.1%	-26%
3,811	0.3%	4,161	0.4%	-8%
4,877	0.4%	1,018	0.1%	379%
14,428	1.1%	8,976	0.8%	61%
<b>40,130</b>	<b>3.1%</b>	<b>25,792</b>	<b>2.2%</b>	<b>56%</b>
3,228	0.3%	2,183	0.2%	48%
19,322	1.5%	23,025	2.0%	-16%
1,873	0.1%	1,770	0.2%	6%
5,554	0.4%	5,624	0.5%	-1%
42,373	3.3%	44,189	3.8%	-4%
2,762	0.2%	2,522	0.2%	10%
619,720	48.5%	766,790	66.0%	-19%
2,577	0.2%	3,493	0.3%	-26%
3,365	0.3%	1,740	0.1%	93%
6,360	0.5%	5,097	0.4%	25%
11,487	0.9%	12,221	1.1%	-6%
16,816	1.3%	21,283	1.8%	-21%
<b>735,437</b>	<b>57.6%</b>	<b>889,937</b>	<b>76.6%</b>	<b>-17%</b>
8,722	0.7%	8,740	0.8%	0%
7,897	0.6%	16,733	1.4%	-53%
<b>16,619</b>	<b>1.3%</b>	<b>25,473</b>	<b>2.2%</b>	<b>-35%</b>
<b>1,276,950</b>	<b>100.0%</b>	<b>1,162,000</b>	<b>100.0%</b>	<b>10%</b>

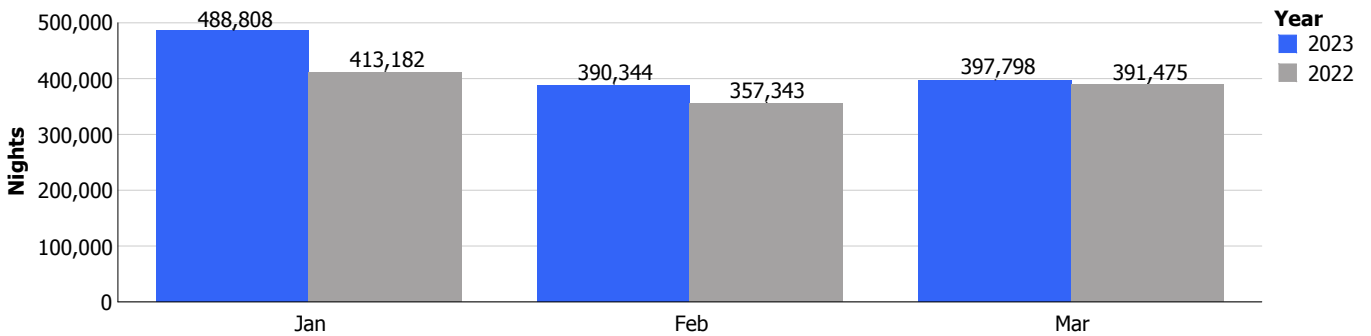
### Stay over



### Day trippers



### Stay over nights



### Cruise arrivals

