



Pietermaai 19, Curacao, Dutch Caribbean  
 Phone: (599-9) 461-8200  
 Email: info@curacao.com  
 Website: curacao.com

## Overall Visitor Arrival Performance (Feb / 2023)

### Total Stayover Arrivals by Region

Region	Feb/2023	% Total	Feb/2022	% Total	% Change
North America	15,003	35%	6,087	17%	146%
South America	5,422	13%	2,972	8%	82%
Caribbean	2,290	5%	1,210	3%	89%
Europe	18,865	44%	24,493	69%	-23%
Others	982	2%	691	2%	42%
<b>Total</b>	<b>42,562</b>	<b>100%</b>	<b>35,453</b>	<b>100%</b>	<b>20%</b>

2023YTD	% Total	2022YTD	% Total	% Change
30,372	34%	10,317	15%	194%
11,763	13%	6,490	9%	81%
4,733	5%	2,086	3%	127%
41,683	46%	50,677	71%	-18%
2,053	2%	1,373	2%	50%
<b>90,604</b>	<b>100%</b>	<b>70,943</b>	<b>100%</b>	<b>28%</b>

### Total Daytrippers

	Feb/2023	% Total	Feb/2022	% Total	% Change
Day Trippers	1,082	100%	701	100%	54%

2023YTD	% Total	2022YTD	% Total	% Change
2,188	100%	1,484	100%	47%

### Total Nights by Region

Region	Feb/2023	% Total	Feb/2022	% Total	% Change
North America	115,368	29.6%	45,764	12.8%	152%
South America	38,957	10.0%	22,391	6.3%	74%
Caribbean	12,138	3.1%	7,429	2.1%	63%
Europe	219,129	56.1%	273,513	76.5%	-20%
Others	4,752	1.2%	8,246	2.3%	-42%
<b>Total</b>	<b>390,344</b>	<b>100%</b>	<b>357,343</b>	<b>100%</b>	<b>9%</b>

2023YTD	% Total	2022YTD	% Total	% Change
245,431	27.9%	88,384	11.5%	178%
86,637	9.9%	49,219	6.4%	76%
25,268	2.9%	14,280	1.9%	77%
510,526	58.1%	599,964	77.9%	-15%
11,290	1.3%	18,678	2.4%	-40%
<b>879,152</b>	<b>100%</b>	<b>770,525</b>	<b>100%</b>	<b>14%</b>

### Total Cruise Arrivals

	Feb/2023	% Total	Feb/2022	% Total	% Change
Cruise Arrivals	103,563	100%	43,991	100%	135%
Cruise Calls	42	100%	41	100%	2%

2023YTD	% Total	2022YTD	% Total	% Change
211,262	100%	84,047	100%	151%
84	100%	80	100%	5%

### Total Arrivals

	Feb/2023	% Total	Feb/2022	% Total	% Change
Cruise Arrivals	103,563	70%	43,991	55%	135%
Day Trippers	1,082	1%	701	1%	54%
Stayovers	42,562	29%	35,453	44%	20%
<b>Total</b>	<b>147,207</b>	<b>100%</b>	<b>80,145</b>	<b>100%</b>	<b>84%</b>

2023YTD	% Total	2022YTD	% Total	% Change
211,262	69%	84,047	54%	151%
2,188	1%	1,484	1%	47%
90,604	30%	70,943	45%	28%
<b>304,054</b>	<b>100%</b>	<b>156,474</b>	<b>100%</b>	<b>94%</b>

### Source

**Stayover:** Immigration database / CTB  
**Visitor Nights:** Immigration database / CTB  
**Cruise calls / passengers:** CPA

### Stayover Visitor Arrival (Feb / 2023)

	Feb/2023	% Total	Feb/2022	% Total	% Change
<b>North America</b>					
Canada	4,303	10.1%	593	1.7%	626%
United States	10,700	25.1%	5,494	15.5%	95%
<b>Total</b>	<b>15,003</b>	<b>35.2%</b>	<b>6,087</b>	<b>17.2%</b>	<b>146.48%</b>
<b>South America</b>					
Argentina	641	1.5%	150	0.4%	327%
Brazil	1,189	2.8%	591	1.7%	101%
Chile	382	0.9%	66	0.2%	479%
Colombia	1,754	4.1%	1,166	3.3%	50%
Ecuador	225	0.5%	155	0.4%	45%
Panama	109	0.3%	100	0.3%	9%
Suriname	448	1.1%	170	0.5%	164%
Uruguay	86	0.2%	114	0.3%	-25%
Venezuela	109	0.3%	67	0.2%	63%
Other	479	1.1%	393	1.1%	22%
<b>Total</b>	<b>5,422</b>	<b>12.7%</b>	<b>2,972</b>	<b>8.4%</b>	<b>82.44%</b>
<b>Caribbean</b>					
Aruba	755	1.8%	504	1.4%	50%
Dom. Rep.	129	0.3%	77	0.2%	68%
Haiti	37	0.1%	49	0.1%	-24%
Jamaica	163	0.4%	103	0.3%	58%
Trinidad & Tobago	259	0.6%	32	0.1%	709%
Other	947	2.2%	445	1.3%	113%
<b>Total</b>	<b>2,290</b>	<b>5.4%</b>	<b>1,210</b>	<b>3.4%</b>	<b>89.26%</b>
<b>Europe</b>					
Austria	77	0.2%	73	0.2%	5%
Belgium	534	1.3%	736	2.1%	-27%
Denmark	59	0.1%	69	0.2%	-14%
France	164	0.4%	184	0.5%	-11%
Germany	815	1.9%	849	2.4%	-4%
Italy	80	0.2%	61	0.2%	31%
Netherlands	16,025	37.7%	21,624	61.0%	-26%
Spain	51	0.1%	76	0.2%	-33%
Sweden	121	0.3%	41	0.1%	195%
Switzerland	175	0.4%	119	0.3%	47%
United Kingdom	275	0.6%	229	0.6%	20%
Other	489	1.1%	432	1.2%	13%
<b>Total</b>	<b>18,865</b>	<b>44.3%</b>	<b>24,493</b>	<b>69.1%</b>	<b>-22.98%</b>
<b>Others</b>					
Not Stated	657	1.5%	458	1.3%	43%
Other	325	0.8%	233	0.7%	39%
<b>Total</b>	<b>982</b>	<b>2.3%</b>	<b>691</b>	<b>1.9%</b>	<b>42.11%</b>
<b>Overall</b>	<b>42,562</b>	<b>100.0%</b>	<b>35,453</b>	<b>100.0%</b>	<b>20%</b>

2023YTD	% Total	2022YTD	% Total	% Change
8,609	9.5%	1,365	1.9%	531%
21,763	24.0%	8,952	12.6%	143%
<b>30,372</b>	<b>33.5%</b>	<b>10,317</b>	<b>14.5%</b>	<b>194%</b>
1,375	1.5%	262	0.4%	425%
2,540	2.8%	1,196	1.7%	112%
640	0.7%	136	0.2%	371%
4,259	4.7%	3,092	4.4%	38%
322	0.4%	216	0.3%	49%
186	0.2%	147	0.2%	27%
898	1.0%	386	0.5%	133%
325	0.4%	247	0.3%	32%
216	0.2%	115	0.2%	88%
1,002	1.1%	693	1.0%	45%
<b>11,763</b>	<b>13.0%</b>	<b>6,490</b>	<b>9.1%</b>	<b>81%</b>
1,773	2.0%	882	1.2%	101%
239	0.3%	132	0.2%	81%
76	0.1%	92	0.1%	-17%
265	0.3%	175	0.2%	51%
526	0.6%	47	0.1%	1,019%
1,854	2.0%	758	1.1%	145%
<b>4,733</b>	<b>5.2%</b>	<b>2,086</b>	<b>2.9%</b>	<b>127%</b>
156	0.2%	136	0.2%	15%
1,053	1.2%	1,255	1.8%	-16%
110	0.1%	120	0.2%	-8%
325	0.4%	300	0.4%	8%
1,596	1.8%	1,644	2.3%	-3%
209	0.2%	120	0.2%	74%
35,837	39.6%	45,255	63.8%	-21%
121	0.1%	162	0.2%	-25%
216	0.2%	75	0.1%	188%
367	0.4%	235	0.3%	56%
619	0.7%	460	0.6%	35%
1,074	1.2%	915	1.3%	17%
<b>41,683</b>	<b>46.0%</b>	<b>50,677</b>	<b>71.4%</b>	<b>-18%</b>
1,415	1.6%	866	1.2%	63%
638	0.7%	507	0.7%	26%
<b>2,053</b>	<b>2.3%</b>	<b>1,373</b>	<b>1.9%</b>	<b>50%</b>
<b>90,604</b>	<b>100.0%</b>	<b>70,943</b>	<b>100.0%</b>	<b>28%</b>



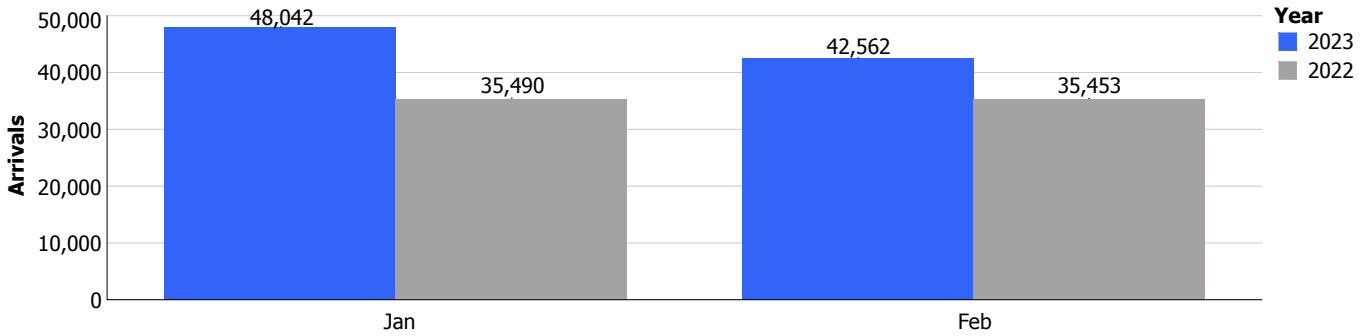
Pietermaai 19, Curaçao, Dutch Caribbean  
 Phone: (599-9) 461-8200  
 Email: info@curacao.com  
 Website: curacao.com

**Stayover Visitor Nights (Feb / 2023)**

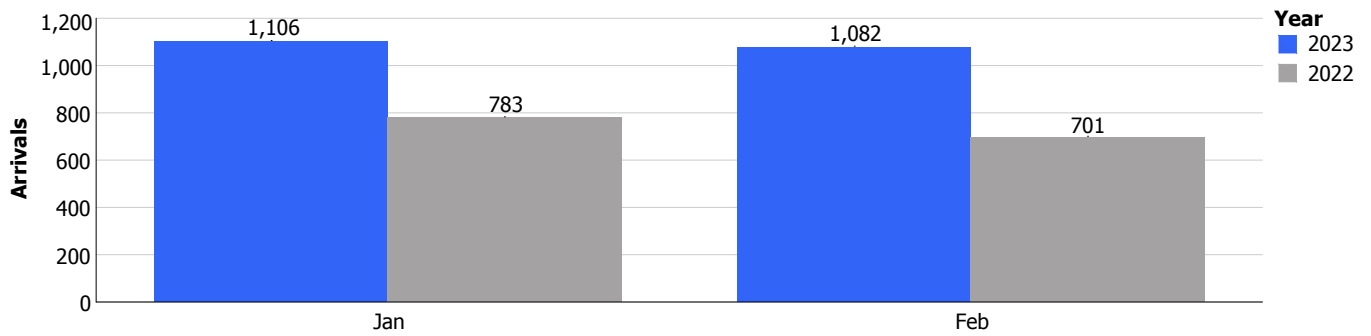
	Feb/2023	% Total	Feb/2022	% Total	% Change
<b>North America</b>					
Canada	41,100	10.5%	7,949	2.2%	417%
United States	74,268	19.0%	37,815	10.6%	96%
<b>Total</b>	<b>115,368</b>	<b>29.6%</b>	<b>45,764</b>	<b>12.8%</b>	<b>152%</b>
<b>South America</b>					
Argentina	5,338	1.4%	1,229	0.3%	334%
Brazil	7,987	2.0%	4,141	1.2%	93%
Chile	3,001	0.8%	507	0.1%	492%
Colombia	12,097	3.1%	7,779	2.2%	56%
Ecuador	1,219	0.3%	683	0.2%	78%
Panama	550	0.1%	625	0.2%	-12%
Suriname	3,752	1.0%	1,615	0.5%	132%
Uruguay	753	0.2%	850	0.2%	-11%
Venezuela	1,209	0.3%	805	0.2%	50%
Other	3,051	0.8%	4,157	1.2%	-27%
<b>Total</b>	<b>38,957</b>	<b>10.0%</b>	<b>22,391</b>	<b>6.3%</b>	<b>74%</b>
<b>Caribbean</b>					
Aruba	3,291	0.8%	2,238	0.6%	47%
Dom. Rep.	1,442	0.4%	796	0.2%	81%
Haiti	378	0.1%	579	0.2%	-35%
Jamaica	1,380	0.4%	1,093	0.3%	26%
Trinidad & Tobago	1,237	0.3%	436	0.1%	184%
Other	4,410	1.1%	2,287	0.6%	93%
<b>Total</b>	<b>12,138</b>	<b>3.1%</b>	<b>7,429</b>	<b>2.1%</b>	<b>63%</b>
<b>Europe</b>					
Austria	927	0.2%	834	0.2%	11%
Belgium	5,700	1.5%	7,616	2.1%	-25%
Denmark	605	0.2%	865	0.2%	-30%
France	1,890	0.5%	1,938	0.5%	-2%
Germany	10,850	2.8%	12,600	3.5%	-14%
Italy	825	0.2%	935	0.3%	-12%
Netherlands	186,675	47.8%	236,315	66.1%	-21%
Spain	680	0.2%	1,018	0.3%	-33%
Sweden	1,265	0.3%	577	0.2%	119%
Switzerland	1,548	0.4%	1,617	0.5%	-4%
United Kingdom	3,308	0.8%	3,113	0.9%	6%
Other	4,856	1.2%	6,085	1.7%	-20%
<b>Total</b>	<b>219,129</b>	<b>56.1%</b>	<b>273,513</b>	<b>76.5%</b>	<b>-20%</b>
<b>Others</b>					
Not Stated	2,717	0.7%	2,689	0.8%	1%
Other	2,035	0.5%	5,557	1.6%	-63%
<b>Total</b>	<b>4,752</b>	<b>1.2%</b>	<b>8,246</b>	<b>2.3%</b>	<b>-42%</b>
<b>Overall</b>	<b>390,344</b>	<b>100.0%</b>	<b>357,343</b>	<b>100.0%</b>	<b>9%</b>

2023YTD	% Total	2022YTD	% Total	% Change
90,816	10.3%	21,257	2.8%	327%
154,615	17.6%	67,127	8.7%	130%
<b>245,431</b>	<b>27.9%</b>	<b>88,384</b>	<b>11.5%</b>	<b>178%</b>
11,948	1.4%	2,404	0.3%	397%
17,645	2.0%	8,798	1.1%	101%
5,255	0.6%	1,098	0.1%	379%
28,958	3.3%	21,558	2.8%	34%
1,780	0.2%	1,118	0.1%	59%
1,047	0.1%	882	0.1%	19%
6,964	0.8%	3,603	0.5%	93%
2,700	0.3%	1,993	0.3%	35%
2,762	0.3%	1,337	0.2%	107%
7,578	0.9%	6,428	0.8%	18%
<b>86,637</b>	<b>9.9%</b>	<b>49,219</b>	<b>6.4%</b>	<b>76%</b>
8,230	0.9%	4,231	0.5%	95%
2,537	0.3%	1,417	0.2%	79%
790	0.1%	1,087	0.1%	-27%
2,277	0.3%	2,336	0.3%	-3%
2,727	0.3%	509	0.1%	436%
8,707	1.0%	4,700	0.6%	85%
<b>25,268</b>	<b>2.9%</b>	<b>14,280</b>	<b>1.9%</b>	<b>77%</b>
2,087	0.2%	1,573	0.2%	33%
11,801	1.3%	14,025	1.8%	-16%
1,179	0.1%	1,597	0.2%	-26%
3,582	0.4%	3,837	0.5%	-7%
23,788	2.7%	25,948	3.4%	-8%
2,119	0.2%	1,860	0.2%	14%
437,864	49.8%	520,795	67.6%	-16%
1,572	0.2%	2,811	0.4%	-44%
2,457	0.3%	1,160	0.2%	112%
4,362	0.5%	3,243	0.4%	35%
7,744	0.9%	8,042	1.0%	-4%
11,971	1.4%	15,073	2.0%	-21%
<b>510,526</b>	<b>58.1%</b>	<b>599,964</b>	<b>77.9%</b>	<b>-15%</b>
6,176	0.7%	5,878	0.8%	5%
5,114	0.6%	12,800	1.7%	-60%
<b>11,290</b>	<b>1.3%</b>	<b>18,678</b>	<b>2.4%</b>	<b>-40%</b>
<b>879,152</b>	<b>100.0%</b>	<b>770,525</b>	<b>100.0%</b>	<b>14%</b>

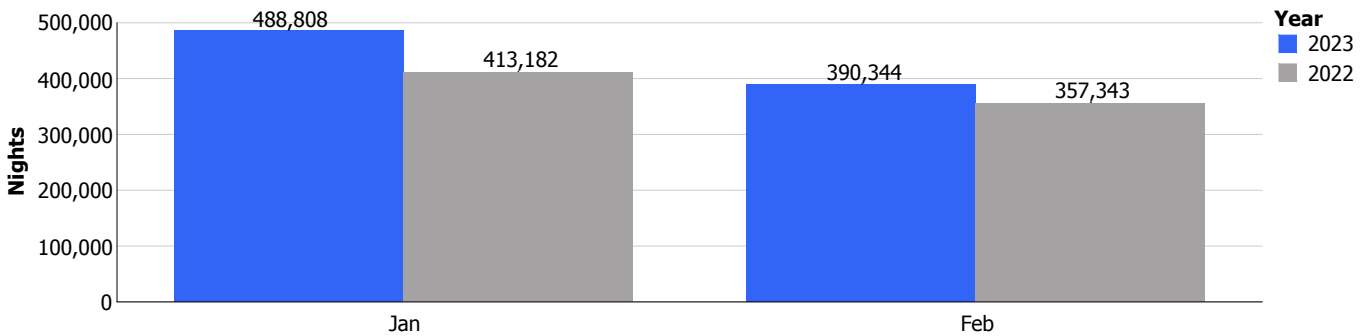
### Stay over



### Day trippers



### Stay over nights



### Cruise arrivals

