



Pietermaai 19, Curaçao, Dutch Caribbean  
 Phone: (599-9) 461-8200  
 Email: info@curacao.com  
 Website: curacao.com

## Overall Visitor Arrival Performance (Jan / 2023)

### Total Stayover Arrivals by Region

Region	Jan/2023	% Total	Jan/2022	% Total	% Change
North America	15,369	32%	4,230	12%	263%
South America	6,341	13%	3,518	10%	80%
Caribbean	2,443	5%	876	2%	179%
Europe	22,818	47%	26,184	74%	-13%
Others	1,071	2%	682	2%	57%
<b>Total</b>	<b>48,042</b>	<b>100%</b>	<b>35,490</b>	<b>100%</b>	<b>35%</b>

2023YTD	% Total	2022YTD	% Total	% Change
15,369	32%	4,230	12%	263%
6,341	13%	3,518	10%	80%
2,443	5%	876	2%	179%
22,818	47%	26,184	74%	-13%
1,071	2%	682	2%	57%
<b>48,042</b>	<b>100%</b>	<b>35,490</b>	<b>100%</b>	<b>35%</b>

### Total Daytrippers

	Jan/2023	% Total	Jan/2022	% Total	% Change
Day Trippers	1,106	100%	783	100%	41%

2023YTD	% Total	2022YTD	% Total	% Change
1,106	100%	783	100%	41%

### Total Nights by Region

Region	Jan/2023	% Total	Jan/2022	% Total	% Change
North America	130,063	26.6%	42,620	10.3%	205%
South America	47,680	9.8%	26,828	6.5%	78%
Caribbean	13,130	2.7%	6,851	1.7%	92%
Europe	291,397	59.6%	326,451	79.0%	-11%
Others	6,538	1.3%	10,432	2.5%	-37%
<b>Total</b>	<b>488,808</b>	<b>100%</b>	<b>413,182</b>	<b>100%</b>	<b>18%</b>

2023YTD	% Total	2022YTD	% Total	% Change
130,063	26.6%	42,620	10.3%	205%
47,680	9.8%	26,828	6.5%	78%
13,130	2.7%	6,851	1.7%	92%
291,397	59.6%	326,451	79.0%	-11%
6,538	1.3%	10,432	2.5%	-37%
<b>488,808</b>	<b>100%</b>	<b>413,182</b>	<b>100%</b>	<b>18%</b>

### Total Cruise Arrivals

	Jan/2023	% Total	Jan/2022	% Total	% Change
Cruise Arrivals	107,699	100%	40,056	100%	169%
Cruise Calls	42	100%	39	100%	8%

2023YTD	% Total	2022YTD	% Total	% Change
107,699	100%	40,056	100%	169%
42	100%	39	100%	8%

### Total Arrivals

	Jan/2023	% Total	Jan/2022	% Total	% Change
Cruise Arrivals	107,699	69%	40,056	52%	169%
Day Trippers	1,106	1%	783	1%	41%
Stayovers	48,042	31%	35,490	46%	35%
<b>Total</b>	<b>156,847</b>	<b>100%</b>	<b>76,329</b>	<b>100%</b>	<b>105%</b>

2023YTD	% Total	2022YTD	% Total	% Change
107,699	69%	40,056	52%	169%
1,106	1%	783	1%	41%
48,042	31%	35,490	46%	35%
<b>156,847</b>	<b>100%</b>	<b>76,329</b>	<b>100%</b>	<b>105%</b>

### Source

**Stayover:** Immigration database / CTB  
**Visitor Nights:** Immigration database / CTB  
**Cruise calls / passengers:** CPA



Pietermaai 19, Curaçao, Dutch Caribbean  
 Phone: (599-9) 461-8200  
 Email: info@curacao.com  
 Website: curacao.com

### Stayover Visitor Arrival (Jan / 2023)

	Jan/2023	% Total	Jan/2022	% Total	% Change
<b>North America</b>					
Canada	4,306	9.0%	772	2.2%	458%
United States	11,063	23.0%	3,458	9.7%	220%
<b>Total</b>	<b>15,369</b>	<b>32.0%</b>	<b>4,230</b>	<b>11.9%</b>	<b>263.33%</b>
<b>South America</b>					
Argentina	734	1.5%	112	0.3%	555%
Brazil	1,351	2.8%	605	1.7%	123%
Chile	258	0.5%	70	0.2%	269%
Colombia	2,505	5.2%	1,926	5.4%	30%
Ecuador	97	0.2%	61	0.2%	59%
Panama	77	0.2%	47	0.1%	64%
Suriname	450	0.9%	216	0.6%	108%
Uruguay	239	0.5%	133	0.4%	80%
Venezuela	107	0.2%	48	0.1%	123%
Other	523	1.1%	300	0.8%	74%
<b>Total</b>	<b>6,341</b>	<b>13.2%</b>	<b>3,518</b>	<b>9.9%</b>	<b>80.24%</b>
<b>Caribbean</b>					
Aruba	1,018	2.1%	378	1.1%	169%
Dom. Rep.	110	0.2%	55	0.2%	100%
Haiti	39	0.1%	43	0.1%	-9%
Jamaica	102	0.2%	72	0.2%	42%
Trinidad & Tobago	267	0.6%	15	0.0%	1,680%
Other	907	1.9%	313	0.9%	190%
<b>Total</b>	<b>2,443</b>	<b>5.1%</b>	<b>876</b>	<b>2.5%</b>	<b>178.88%</b>
<b>Europe</b>					
Austria	79	0.2%	63	0.2%	25%
Belgium	519	1.1%	519	1.5%	0%
Denmark	51	0.1%	51	0.1%	0%
France	161	0.3%	116	0.3%	39%
Germany	781	1.6%	795	2.2%	-2%
Italy	129	0.3%	59	0.2%	119%
Netherlands	19,812	41.2%	23,631	66.6%	-16%
Spain	70	0.1%	86	0.2%	-19%
Sweden	95	0.2%	34	0.1%	179%
Switzerland	192	0.4%	116	0.3%	66%
United Kingdom	344	0.7%	231	0.7%	49%
Other	585	1.2%	483	1.4%	21%
<b>Total</b>	<b>22,818</b>	<b>47.5%</b>	<b>26,184</b>	<b>73.8%</b>	<b>-12.86%</b>
<b>Others</b>					
Not Stated	758	1.6%	408	1.1%	86%
Other	313	0.7%	274	0.8%	14%
<b>Total</b>	<b>1,071</b>	<b>2.2%</b>	<b>682</b>	<b>1.9%</b>	<b>57.04%</b>
<b>Overall</b>	<b>48,042</b>	<b>100.0%</b>	<b>35,490</b>	<b>100.0%</b>	<b>35%</b>

	2023YTD	% Total	2022YTD	% Total	% Change
	4,306	9.0%	772	2.2%	458%
	11,063	23.0%	3,458	9.7%	220%
	<b>15,369</b>	<b>32.0%</b>	<b>4,230</b>	<b>11.9%</b>	<b>263%</b>
	734	1.5%	112	0.3%	555%
	1,351	2.8%	605	1.7%	123%
	258	0.5%	70	0.2%	269%
	2,505	5.2%	1,926	5.4%	30%
	97	0.2%	61	0.2%	59%
	77	0.2%	47	0.1%	64%
	450	0.9%	216	0.6%	108%
	239	0.5%	133	0.4%	80%
	107	0.2%	48	0.1%	123%
	523	1.1%	300	0.8%	74%
	<b>6,341</b>	<b>13.2%</b>	<b>3,518</b>	<b>9.9%</b>	<b>80%</b>
	1,018	2.1%	378	1.1%	169%
	110	0.2%	55	0.2%	100%
	39	0.1%	43	0.1%	-9%
	102	0.2%	72	0.2%	42%
	267	0.6%	15	0.0%	1,680%
	907	1.9%	313	0.9%	190%
	<b>2,443</b>	<b>5.1%</b>	<b>876</b>	<b>2.5%</b>	<b>179%</b>
	79	0.2%	63	0.2%	25%
	519	1.1%	519	1.5%	0%
	51	0.1%	51	0.1%	0%
	161	0.3%	116	0.3%	39%
	781	1.6%	795	2.2%	-2%
	129	0.3%	59	0.2%	119%
	19,812	41.2%	23,631	66.6%	-16%
	70	0.1%	86	0.2%	-19%
	95	0.2%	34	0.1%	179%
	192	0.4%	116	0.3%	66%
	344	0.7%	231	0.7%	49%
	585	1.2%	483	1.4%	21%
	<b>22,818</b>	<b>47.5%</b>	<b>26,184</b>	<b>73.8%</b>	<b>-13%</b>
	758	1.6%	408	1.1%	86%
	313	0.7%	274	0.8%	14%
	<b>1,071</b>	<b>2.2%</b>	<b>682</b>	<b>1.9%</b>	<b>57%</b>
	<b>48,042</b>	<b>100.0%</b>	<b>35,490</b>	<b>100.0%</b>	<b>35%</b>



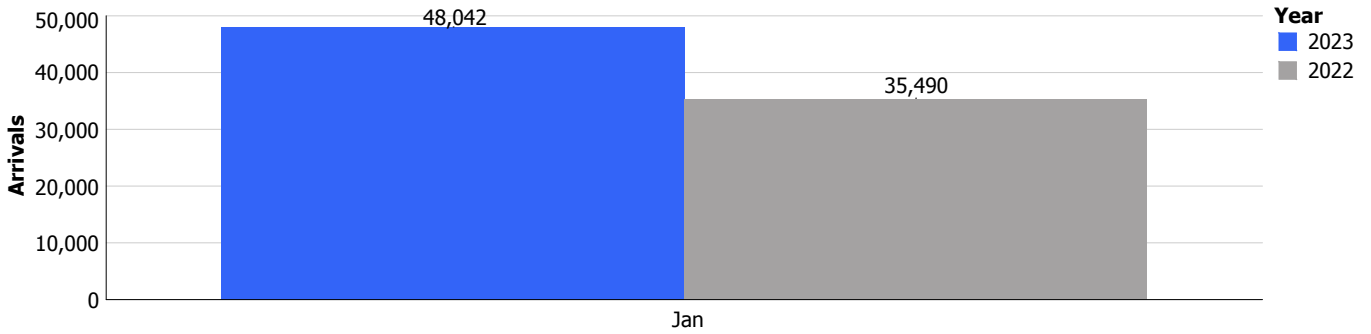
Pietermaai 19, Curaçao, Dutch Caribbean  
 Phone: (599-9) 461-8200  
 Email: info@curacao.com  
 Website: curacao.com

**Stayover Visitor Nights (Jan / 2023)**

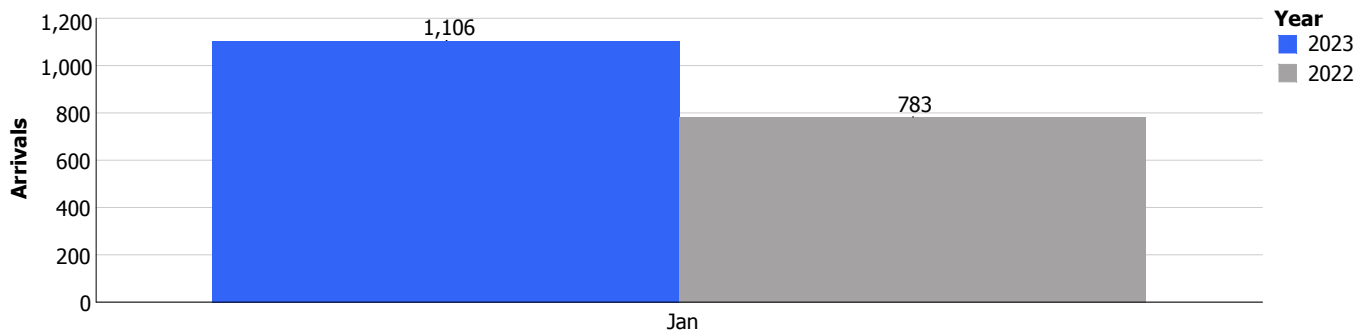
	Jan/2023	% Total	Jan/2022	% Total	% Change
<b>North America</b>					
Canada	49,716	10.2%	13,308	3.2%	274%
United States	80,347	16.4%	29,312	7.1%	174%
<b>Total</b>	<b>130,063</b>	<b>26.6%</b>	<b>42,620</b>	<b>10.3%</b>	<b>205%</b>
<b>South America</b>					
Argentina	6,610	1.4%	1,175	0.3%	463%
Brazil	9,658	2.0%	4,657	1.1%	107%
Chile	2,254	0.5%	591	0.1%	281%
Colombia	16,861	3.4%	13,779	3.3%	22%
Ecuador	561	0.1%	435	0.1%	29%
Panama	497	0.1%	257	0.1%	93%
Suriname	3,212	0.7%	1,988	0.5%	62%
Uruguay	1,947	0.4%	1,143	0.3%	70%
Venezuela	1,553	0.3%	532	0.1%	192%
Other	4,527	0.9%	2,271	0.5%	99%
<b>Total</b>	<b>47,680</b>	<b>9.8%</b>	<b>26,828</b>	<b>6.5%</b>	<b>78%</b>
<b>Caribbean</b>					
Aruba	4,939	1.0%	1,993	0.5%	148%
Dom. Rep.	1,095	0.2%	621	0.2%	76%
Haiti	412	0.1%	508	0.1%	-19%
Jamaica	897	0.2%	1,243	0.3%	-28%
Trinidad & Tobago	1,490	0.3%	73	0.0%	1,941%
Other	4,297	0.9%	2,413	0.6%	78%
<b>Total</b>	<b>13,130</b>	<b>2.7%</b>	<b>6,851</b>	<b>1.7%</b>	<b>92%</b>
<b>Europe</b>					
Austria	1,160	0.2%	739	0.2%	57%
Belgium	6,101	1.2%	6,409	1.6%	-5%
Denmark	574	0.1%	732	0.2%	-22%
France	1,692	0.3%	1,899	0.5%	-11%
Germany	12,938	2.6%	13,348	3.2%	-3%
Italy	1,294	0.3%	925	0.2%	40%
Netherlands	251,189	51.4%	284,480	68.9%	-12%
Spain	892	0.2%	1,793	0.4%	-50%
Sweden	1,192	0.2%	583	0.1%	104%
Switzerland	2,814	0.6%	1,626	0.4%	73%
United Kingdom	4,436	0.9%	4,929	1.2%	-10%
Other	7,115	1.5%	8,988	2.2%	-21%
<b>Total</b>	<b>291,397</b>	<b>59.6%</b>	<b>326,451</b>	<b>79.0%</b>	<b>-11%</b>
<b>Others</b>					
Not Stated	3,459	0.7%	3,189	0.8%	8%
Other	3,079	0.6%	7,243	1.8%	-57%
<b>Total</b>	<b>6,538</b>	<b>1.3%</b>	<b>10,432</b>	<b>2.5%</b>	<b>-37%</b>
<b>Overall</b>	<b>488,808</b>	<b>100.0%</b>	<b>413,182</b>	<b>100.0%</b>	<b>18%</b>

2023YTD	% Total	2022YTD	% Total	% Change
49,716	10.2%	13,308	3.2%	274%
80,347	16.4%	29,312	7.1%	174%
<b>130,063</b>	<b>26.6%</b>	<b>42,620</b>	<b>10.3%</b>	<b>205%</b>
6,610	1.4%	1,175	0.3%	463%
9,658	2.0%	4,657	1.1%	107%
2,254	0.5%	591	0.1%	281%
16,861	3.4%	13,779	3.3%	22%
561	0.1%	435	0.1%	29%
497	0.1%	257	0.1%	93%
3,212	0.7%	1,988	0.5%	62%
1,947	0.4%	1,143	0.3%	70%
1,553	0.3%	532	0.1%	192%
4,527	0.9%	2,271	0.5%	99%
<b>47,680</b>	<b>9.8%</b>	<b>26,828</b>	<b>6.5%</b>	<b>78%</b>
4,939	1.0%	1,993	0.5%	148%
1,095	0.2%	621	0.2%	76%
412	0.1%	508	0.1%	-19%
897	0.2%	1,243	0.3%	-28%
1,490	0.3%	73	0.0%	1,941%
4,297	0.9%	2,413	0.6%	78%
<b>13,130</b>	<b>2.7%</b>	<b>6,851</b>	<b>1.7%</b>	<b>92%</b>
1,160	0.2%	739	0.2%	57%
6,101	1.2%	6,409	1.6%	-5%
574	0.1%	732	0.2%	-22%
1,692	0.3%	1,899	0.5%	-11%
12,938	2.6%	13,348	3.2%	-3%
1,294	0.3%	925	0.2%	40%
251,189	51.4%	284,480	68.9%	-12%
892	0.2%	1,793	0.4%	-50%
1,192	0.2%	583	0.1%	104%
2,814	0.6%	1,626	0.4%	73%
4,436	0.9%	4,929	1.2%	-10%
7,115	1.5%	8,988	2.2%	-21%
<b>291,397</b>	<b>59.6%</b>	<b>326,451</b>	<b>79.0%</b>	<b>-11%</b>
3,459	0.7%	3,189	0.8%	8%
3,079	0.6%	7,243	1.8%	-57%
<b>6,538</b>	<b>1.3%</b>	<b>10,432</b>	<b>2.5%</b>	<b>-37%</b>
<b>488,808</b>	<b>100.0%</b>	<b>413,182</b>	<b>100.0%</b>	<b>18%</b>

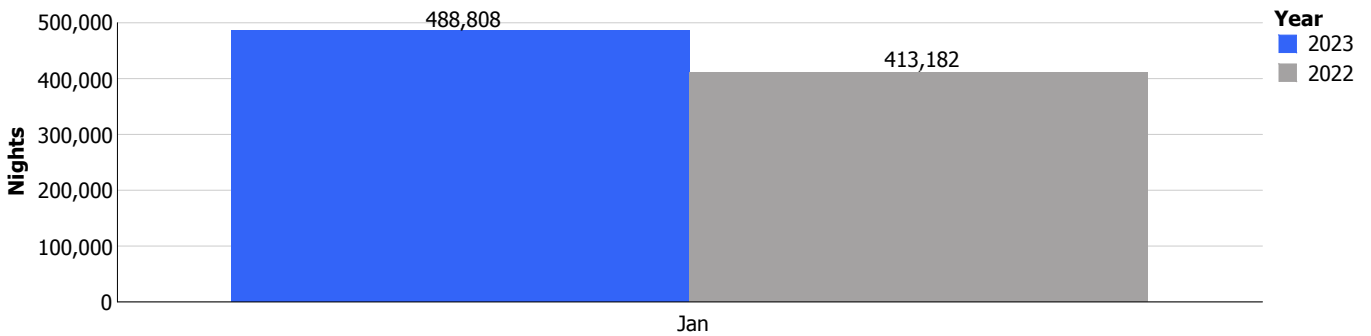
### Stay over



### Day trippers



### Stay over nights



### Cruise arrivals

