

## Overall Visitor Arrival Performance (Dec / 2022)

### Total Stayover Arrivals by Region

Region	Dec/2022	% Total	Dec/2021	% Total	% Change
North America	13,865	31%	7,723	18%	80%
South America	5,957	13%	4,807	11%	24%
Caribbean	2,891	6%	1,545	4%	87%
Europe	21,107	47%	27,401	65%	-23%
Others	1,103	2%	807	2%	37%
<b>Total</b>	<b>44,923</b>	<b>100%</b>	<b>42,283</b>	<b>100%</b>	<b>6%</b>

2022YTD	% Total	2021YTD	% Total	% Change
105,593	22%	42,674	16%	147%
63,806	13%	20,226	8%	215%
29,818	6%	11,943	5%	150%
278,468	57%	183,856	69%	51%
11,873	2%	6,307	2%	88%
<b>489,558</b>	<b>100%</b>	<b>265,006</b>	<b>100%</b>	<b>85%</b>

### Total Daytrippers

	Dec/2022	% Total	Dec/2021	% Total	% Change
Day Trippers	818	100%	1,017	100%	-20%

2022YTD	% Total	2021YTD	% Total	% Change
11,040	100%	7,118	100%	55%

### Total Nights by Region

Region	Dec/2022	% Total	Dec/2021	% Total	% Change
North America	107,475	23.9%	63,678	13.8%	69%
South America	48,643	10.8%	40,643	8.8%	20%
Caribbean	17,673	3.9%	11,394	2.5%	55%
Europe	267,539	59.5%	340,205	73.5%	-21%
Others	8,148	1.8%	6,926	1.5%	18%
<b>Total</b>	<b>449,478</b>	<b>100%</b>	<b>462,846</b>	<b>100%</b>	<b>-3%</b>

2022YTD	% Total	2021YTD	% Total	% Change
741,667	15.8%	328,919	11.5%	125%
433,615	9.3%	180,801	6.3%	140%
175,510	3.7%	77,966	2.7%	125%
3,239,689	69.2%	2,221,840	77.9%	46%
89,985	1.9%	42,325	1.5%	113%
<b>4,680,466</b>	<b>100%</b>	<b>2,851,851</b>	<b>100%</b>	<b>64%</b>

### Total Cruise Arrivals

	Dec/2022	% Total	Dec/2021	% Total	% Change
Cruise Arrivals	95,680	100%	61,550	100%	55%
Cruise Calls	43	100%	34	100%	26%

2022YTD	% Total	2021YTD	% Total	% Change
533,622	100%	146,231	100%	265%
280	100%	98	100%	186%

### Total Arrivals

	Dec/2022	% Total	Dec/2021	% Total	% Change
Cruise Arrivals	95,680	68%	61,550	59%	55%
Day Trippers	818	1%	1,017	1%	-20%
Stayovers	44,923	32%	42,283	40%	6%
<b>Total</b>	<b>141,421</b>	<b>100%</b>	<b>104,850</b>	<b>100%</b>	<b>35%</b>

2022YTD	% Total	2021YTD	% Total	% Change
533,622	52%	146,231	35%	265%
11,040	1%	7,118	2%	55%
489,558	47%	265,006	63%	85%
<b>1,034,220</b>	<b>100%</b>	<b>418,355</b>	<b>100%</b>	<b>147%</b>

### Source

**Stayover:** Immigration database / CTB  
**Visitor Nights:** Immigration database / CTB  
**Cruise calls / passengers:** CPA

### Stayover Visitor Arrival (Dec / 2022)

	Dec/2022	% Total	Dec/2021	% Total	% Change
<b>North America</b>					
Canada	3,454	7.7%	1,495	3.5%	131%
United States	10,411	23.2%	6,228	14.7%	67%
<b>Total</b>	<b>13,865</b>	<b>30.9%</b>	<b>7,723</b>	<b>18.3%</b>	<b>79.53%</b>
<b>South America</b>					
Argentina	249	0.6%	83	0.2%	200%
Brazil	1,028	2.3%	925	2.2%	11%
Chile	160	0.4%	42	0.1%	281%
Colombia	3,078	6.9%	2,543	6.0%	21%
Ecuador	148	0.3%	248	0.6%	-40%
Panama	91	0.2%	69	0.2%	32%
Suriname	583	1.3%	419	1.0%	39%
Uruguay	86	0.2%	80	0.2%	8%
Venezuela	119	0.3%	110	0.3%	8%
Other	415	0.9%	288	0.7%	44%
<b>Total</b>	<b>5,957</b>	<b>13.3%</b>	<b>4,807</b>	<b>11.4%</b>	<b>23.92%</b>
<b>Caribbean</b>					
Aruba	994	2.2%	662	1.6%	50%
Dom. Rep.	181	0.4%	112	0.3%	62%
Haiti	9	0.0%	45	0.1%	-80%
Jamaica	235	0.5%	149	0.4%	58%
Trinidad & Tobago	390	0.9%	43	0.1%	807%
Other	1,082	2.4%	534	1.3%	103%
<b>Total</b>	<b>2,891</b>	<b>6.4%</b>	<b>1,545</b>	<b>3.7%</b>	<b>87.12%</b>
<b>Europe</b>					
Austria	87	0.2%	71	0.2%	23%
Belgium	653	1.5%	597	1.4%	9%
Denmark	28	0.1%	80	0.2%	-65%
France	160	0.4%	162	0.4%	-1%
Germany	716	1.6%	998	2.4%	-28%
Italy	136	0.3%	81	0.2%	68%
Netherlands	17,958	40.0%	24,064	56.9%	-25%
Spain	139	0.3%	146	0.3%	-5%
Sweden	143	0.3%	150	0.4%	-5%
Switzerland	187	0.4%	180	0.4%	4%
United Kingdom	337	0.8%	275	0.7%	23%
Other	563	1.3%	597	1.4%	-6%
<b>Total</b>	<b>21,107</b>	<b>47.0%</b>	<b>27,401</b>	<b>64.8%</b>	<b>-22.97%</b>
<b>Others</b>					
Not Stated	814	1.8%	543	1.3%	50%
Other	289	0.6%	264	0.6%	9%
<b>Total</b>	<b>1,103</b>	<b>2.5%</b>	<b>807</b>	<b>1.9%</b>	<b>36.68%</b>
<b>Overall</b>	<b>44,923</b>	<b>100.0%</b>	<b>42,283</b>	<b>100.0%</b>	<b>6%</b>

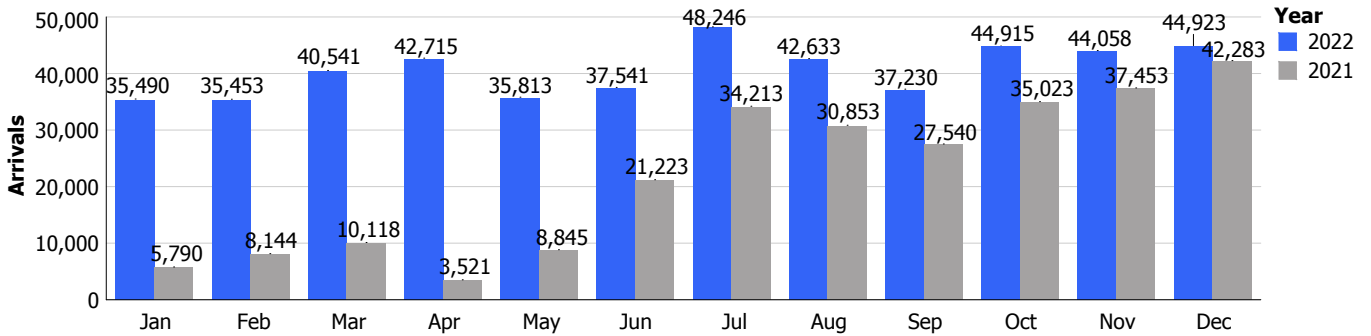
2022YTD	% Total	2021YTD	% Total	% Change
12,165	2.5%	3,578	1.4%	240%
93,428	19.1%	39,096	14.8%	139%
<b>105,593</b>	<b>21.6%</b>	<b>42,674</b>	<b>16.1%</b>	<b>147%</b>
3,409	0.7%	364	0.1%	837%
10,161	2.1%	4,267	1.6%	138%
1,935	0.4%	147	0.1%	1,216%
28,460	5.8%	9,288	3.5%	206%
3,986	0.8%	1,008	0.4%	295%
1,219	0.2%	600	0.2%	103%
6,248	1.3%	1,388	0.5%	350%
2,111	0.4%	884	0.3%	139%
1,030	0.2%	648	0.2%	59%
5,247	1.1%	1,632	0.6%	222%
<b>63,806</b>	<b>13.0%</b>	<b>20,226</b>	<b>7.6%</b>	<b>215%</b>
10,935	2.2%	5,371	2.0%	104%
1,473	0.3%	777	0.3%	90%
461	0.1%	485	0.2%	-5%
2,429	0.5%	680	0.3%	257%
4,234	0.9%	118	0.0%	3,488%
10,286	2.1%	4,512	1.7%	128%
<b>29,818</b>	<b>6.1%</b>	<b>11,943</b>	<b>4.5%</b>	<b>150%</b>
943	0.2%	370	0.1%	155%
9,786	2.0%	4,129	1.6%	137%
555	0.1%	292	0.1%	90%
1,886	0.4%	916	0.3%	106%
13,304	2.7%	9,236	3.5%	44%
1,142	0.2%	505	0.2%	126%
237,654	48.5%	160,384	60.5%	48%
1,093	0.2%	694	0.3%	57%
681	0.1%	357	0.1%	91%
2,453	0.5%	979	0.4%	151%
3,604	0.7%	1,882	0.7%	91%
5,367	1.1%	4,112	1.6%	31%
<b>278,468</b>	<b>56.9%</b>	<b>183,856</b>	<b>69.4%</b>	<b>51%</b>
8,584	1.8%	4,205	1.6%	104%
3,289	0.7%	2,102	0.8%	56%
<b>11,873</b>	<b>2.4%</b>	<b>6,307</b>	<b>2.4%</b>	<b>88%</b>
<b>489,558</b>	<b>100.0%</b>	<b>265,006</b>	<b>100.0%</b>	<b>85%</b>

### Stayover Visitor Nights (Dec / 2022)

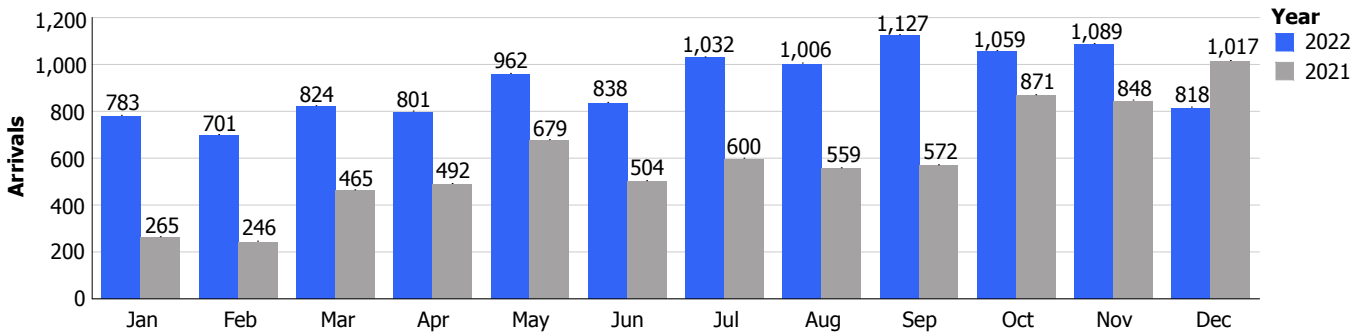
	Dec/2022	% Total	Dec/2021	% Total	% Change
<b>North America</b>					
Canada	32,244	7.2%	16,421	3.5%	96%
United States	75,231	16.7%	47,257	10.2%	59%
<b>Total</b>	<b>107,475</b>	<b>23.9%</b>	<b>63,678</b>	<b>13.8%</b>	<b>69%</b>
<b>South America</b>					
Argentina	2,414	0.5%	714	0.2%	238%
Brazil	7,480	1.7%	7,257	1.6%	3%
Chile	1,269	0.3%	500	0.1%	154%
Colombia	23,988	5.3%	20,661	4.5%	16%
Ecuador	873	0.2%	1,451	0.3%	-40%
Panama	694	0.2%	542	0.1%	28%
Suriname	5,658	1.3%	4,352	0.9%	30%
Uruguay	745	0.2%	655	0.1%	14%
Venezuela	1,920	0.4%	1,814	0.4%	6%
Other	3,602	0.8%	2,697	0.6%	34%
<b>Total</b>	<b>48,643</b>	<b>10.8%</b>	<b>40,643</b>	<b>8.8%</b>	<b>20%</b>
<b>Caribbean</b>					
Aruba	4,931	1.1%	3,796	0.8%	30%
Dom. Rep.	1,776	0.4%	1,371	0.3%	30%
Haiti	56	0.0%	661	0.1%	-92%
Jamaica	3,008	0.7%	2,064	0.4%	46%
Trinidad & Tobago	2,635	0.6%	367	0.1%	618%
Other	5,267	1.2%	3,135	0.7%	68%
<b>Total</b>	<b>17,673</b>	<b>3.9%</b>	<b>11,394</b>	<b>2.5%</b>	<b>55%</b>
<b>Europe</b>					
Austria	1,126	0.3%	955	0.2%	18%
Belgium	6,783	1.5%	6,489	1.4%	5%
Denmark	306	0.1%	1,010	0.2%	-70%
France	2,108	0.5%	1,903	0.4%	11%
Germany	9,848	2.2%	14,681	3.2%	-33%
Italy	1,748	0.4%	946	0.2%	85%
Netherlands	229,232	51.0%	296,766	64.1%	-23%
Spain	1,694	0.4%	1,941	0.4%	-13%
Sweden	1,727	0.4%	1,916	0.4%	-10%
Switzerland	2,115	0.5%	2,738	0.6%	-23%
United Kingdom	4,156	0.9%	3,721	0.8%	12%
Other	6,696	1.5%	7,139	1.5%	-6%
<b>Total</b>	<b>267,539</b>	<b>59.5%</b>	<b>340,205</b>	<b>73.5%</b>	<b>-21%</b>
<b>Others</b>					
Not Stated	5,385	1.2%	2,614	0.6%	106%
Other	2,763	0.6%	4,312	0.9%	-36%
<b>Total</b>	<b>8,148</b>	<b>1.8%</b>	<b>6,926</b>	<b>1.5%</b>	<b>18%</b>
<b>Overall</b>	<b>449,478</b>	<b>100.0%</b>	<b>462,846</b>	<b>100.0%</b>	<b>-3%</b>

2022YTD	% Total	2021YTD	% Total	% Change
122,283	2.6%	43,769	1.5%	179%
619,384	13.2%	285,150	10.0%	117%
<b>741,667</b>	<b>15.8%</b>	<b>328,919</b>	<b>11.5%</b>	<b>125%</b>
28,378	0.6%	4,834	0.2%	487%
68,703	1.5%	32,936	1.2%	109%
14,548	0.3%	1,747	0.1%	733%
178,957	3.8%	85,622	3.0%	109%
18,301	0.4%	5,939	0.2%	208%
7,149	0.2%	4,840	0.2%	48%
51,500	1.1%	13,937	0.5%	270%
16,640	0.4%	6,999	0.2%	138%
11,230	0.2%	8,414	0.3%	33%
38,209	0.8%	15,533	0.5%	146%
<b>433,615</b>	<b>9.3%</b>	<b>180,801</b>	<b>6.3%</b>	<b>140%</b>
51,083	1.1%	29,871	1.0%	71%
12,714	0.3%	8,280	0.3%	54%
4,889	0.1%	5,792	0.2%	-16%
31,224	0.7%	8,611	0.3%	263%
20,622	0.4%	944	0.0%	2,085%
54,978	1.2%	24,468	0.9%	125%
<b>175,510</b>	<b>3.7%</b>	<b>77,966</b>	<b>2.7%</b>	<b>125%</b>
11,201	0.2%	4,778	0.2%	134%
101,484	2.2%	47,524	1.7%	114%
6,157	0.1%	4,311	0.2%	43%
22,507	0.5%	11,350	0.4%	98%
176,515	3.8%	132,838	4.7%	33%
12,395	0.3%	7,086	0.2%	75%
2,751,874	58.8%	1,908,215	66.9%	44%
13,102	0.3%	10,763	0.4%	22%
9,192	0.2%	4,753	0.2%	93%
27,041	0.6%	12,925	0.5%	109%
45,214	1.0%	29,454	1.0%	54%
63,007	1.3%	47,843	1.7%	32%
<b>3,239,689</b>	<b>69.2%</b>	<b>2,221,840</b>	<b>77.9%</b>	<b>46%</b>
49,703	1.1%	20,726	0.7%	140%
40,282	0.9%	21,599	0.8%	86%
<b>89,985</b>	<b>1.9%</b>	<b>42,325</b>	<b>1.5%</b>	<b>113%</b>
<b>4,680,466</b>	<b>100.0%</b>	<b>2,851,851</b>	<b>100.0%</b>	<b>64%</b>

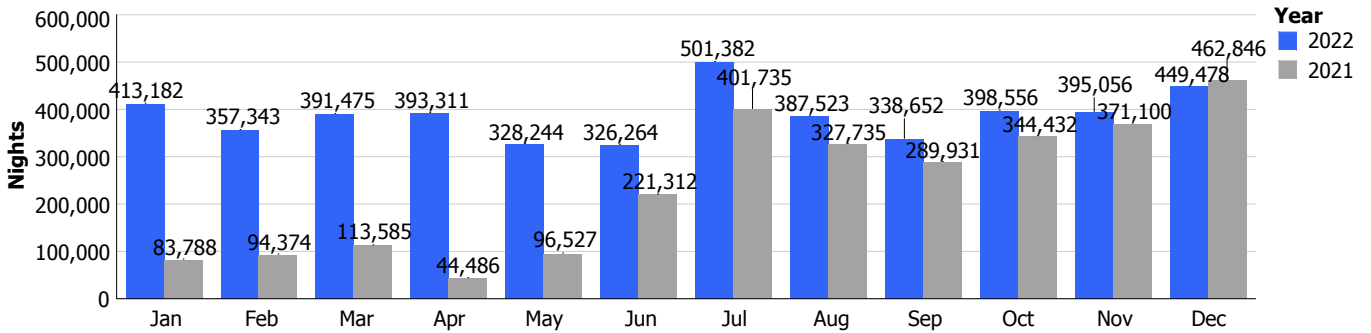
### Stay over



### Day trippers



### Stay over nights



### Cruise arrivals

