

Overall Visitor Arrival Performance (Nov / 2022)

Total Stayover Arrivals by Region

Region	Nov/2022	% Total	Nov/2021	% Total	% Change
North America	11,704	27%	5,442	15%	115%
South America	5,653	13%	3,602	10%	57%
Caribbean	3,044	7%	1,621	4%	88%
Europe	22,538	51%	26,105	70%	-14%
Others	1,119	3%	683	2%	64%
Total	44,058	100%	37,453	100%	18%

2022YTD	% Total	2021YTD	% Total	% Change
91,728	21%	34,951	16%	162%
57,849	13%	15,419	7%	275%
26,926	6%	10,398	5%	159%
257,361	58%	156,455	70%	64%
10,770	2%	5,500	2%	96%
444,634	100%	222,723	100%	100%

Total Daytrippers

	Nov/2022	% Total	Nov/2021	% Total	% Change
Day Trippers	1,089	100%	848	100%	28%

2022YTD	% Total	2021YTD	% Total	% Change
10,223	100%	6,101	100%	68%

Total Nights by Region

Region	Nov/2022	% Total	Nov/2021	% Total	% Change
North America	81,624	20.7%	40,225	10.8%	103%
South America	35,676	9.0%	25,663	6.9%	39%
Caribbean	15,262	3.9%	8,820	2.4%	73%
Europe	256,028	64.8%	292,583	78.8%	-12%
Others	6,466	1.6%	3,809	1.0%	70%
Total	395,056	100%	371,100	100%	6%

2022YTD	% Total	2021YTD	% Total	% Change
634,192	15.0%	265,241	11.1%	139%
384,972	9.1%	140,158	5.9%	175%
157,833	3.7%	66,572	2.8%	137%
2,972,150	70.2%	1,881,635	78.8%	58%
81,837	1.9%	35,399	1.5%	131%
4,230,984	100%	2,389,005	100%	77%

Total Cruise Arrivals

	Nov/2022	% Total	Nov/2021	% Total	% Change
Cruise Arrivals	85,924	100%	41,280	100%	108%
Cruise Calls	41	100%	29	100%	41%

2022YTD	% Total	2021YTD	% Total	% Change
437,570	100%	84,681	100%	417%
240	100%	64	100%	275%

Total Arrivals

	Nov/2022	% Total	Nov/2021	% Total	% Change
Cruise Arrivals	85,924	66%	41,280	52%	108%
Day Trippers	1,089	1%	848	1%	28%
Stayovers	44,058	34%	37,453	47%	18%
Total	131,071	100%	79,581	100%	65%

2022YTD	% Total	2021YTD	% Total	% Change
437,570	49%	84,681	27%	417%
10,223	1%	6,101	2%	68%
444,634	50%	222,723	71%	100%
892,427	100%	313,505	100%	185%

Source

Stayover: Immigration database / CTB
Visitor Nights: Immigration database / CTB
Cruise calls / passengers: CPA



Pietermaai 19, Curacao, Dutch Caribbean
 Phone: (599-9) 461-8200
 Email: info@curacao.com
 Website: curacao.com

Stayover Visitor Arrival (Nov / 2022)

	Nov/2022	% Total	Nov/2021	% Total	% Change
North America					
Canada	2,335	5.3%	985	2.6%	137%
United States	9,369	21.3%	4,457	11.9%	110%
Total	11,704	26.6%	5,442	14.5%	115.07%
South America					
Argentina	416	0.9%	114	0.3%	265%
Brazil	853	1.9%	719	1.9%	19%
Chile	265	0.6%	29	0.1%	814%
Colombia	2,467	5.6%	1,677	4.5%	47%
Ecuador	255	0.6%	213	0.6%	20%
Panama	136	0.3%	89	0.2%	53%
Suriname	656	1.5%	296	0.8%	122%
Uruguay	132	0.3%	188	0.5%	-30%
Venezuela	97	0.2%	56	0.1%	73%
Other	376	0.9%	221	0.6%	70%
Total	5,653	12.8%	3,602	9.6%	56.94%
Caribbean					
Aruba	1,101	2.5%	870	2.3%	27%
Dom. Rep.	230	0.5%	81	0.2%	184%
Haiti	41	0.1%	73	0.2%	-44%
Jamaica	201	0.5%	90	0.2%	123%
Trinidad & Tobago	419	1.0%	28	0.1%	1,396%
Other	1,052	2.4%	479	1.3%	120%
Total	3,044	6.9%	1,621	4.3%	87.79%
Europe					
Austria	88	0.2%	31	0.1%	184%
Belgium	635	1.4%	523	1.4%	21%
Denmark	50	0.1%	28	0.1%	79%
France	146	0.3%	123	0.3%	19%
Germany	1,389	3.2%	1,216	3.2%	14%
Italy	84	0.2%	101	0.3%	-17%
Netherlands	18,715	42.5%	23,025	61.5%	-19%
Spain	105	0.2%	67	0.2%	57%
Sweden	76	0.2%	52	0.1%	46%
Switzerland	233	0.5%	127	0.3%	83%
United Kingdom	407	0.9%	235	0.6%	73%
Other	610	1.4%	577	1.5%	6%
Total	22,538	51.2%	26,105	69.7%	-13.66%
Others					
Not Stated	757	1.7%	479	1.3%	58%
Other	362	0.8%	204	0.5%	77%
Total	1,119	2.5%	683	1.8%	63.84%
Overall	44,058	100.0%	37,453	100.0%	18%

2022YTD	% Total	2021YTD	% Total	% Change
8,711	2.0%	2,083	0.9%	318%
83,017	18.7%	32,868	14.8%	153%
91,728	20.6%	34,951	15.7%	162%
3,160	0.7%	281	0.1%	1,025%
9,133	2.1%	3,342	1.5%	173%
1,775	0.4%	105	0.0%	1,590%
25,382	5.7%	6,745	3.0%	276%
3,838	0.9%	760	0.3%	405%
1,128	0.3%	531	0.2%	112%
5,665	1.3%	969	0.4%	485%
2,025	0.5%	804	0.4%	152%
911	0.2%	538	0.2%	69%
4,832	1.1%	1,344	0.6%	260%
57,849	13.0%	15,419	6.9%	275%
9,941	2.2%	4,709	2.1%	111%
1,292	0.3%	665	0.3%	94%
452	0.1%	440	0.2%	3%
2,194	0.5%	531	0.2%	313%
3,844	0.9%	75	0.0%	5,025%
9,203	2.1%	3,978	1.8%	131%
26,926	6.1%	10,398	4.7%	159%
856	0.2%	299	0.1%	186%
9,133	2.1%	3,532	1.6%	159%
527	0.1%	212	0.1%	149%
1,726	0.4%	754	0.3%	129%
12,588	2.8%	8,238	3.7%	53%
1,006	0.2%	424	0.2%	137%
219,696	49.4%	136,320	61.2%	61%
954	0.2%	548	0.2%	74%
538	0.1%	207	0.1%	160%
2,266	0.5%	799	0.4%	184%
3,267	0.7%	1,607	0.7%	103%
4,804	1.1%	3,515	1.6%	37%
257,361	57.9%	156,455	70.2%	64%
7,770	1.7%	3,662	1.6%	112%
3,000	0.7%	1,838	0.8%	63%
10,770	2.4%	5,500	2.5%	96%
444,634	100.0%	222,723	100.0%	100%



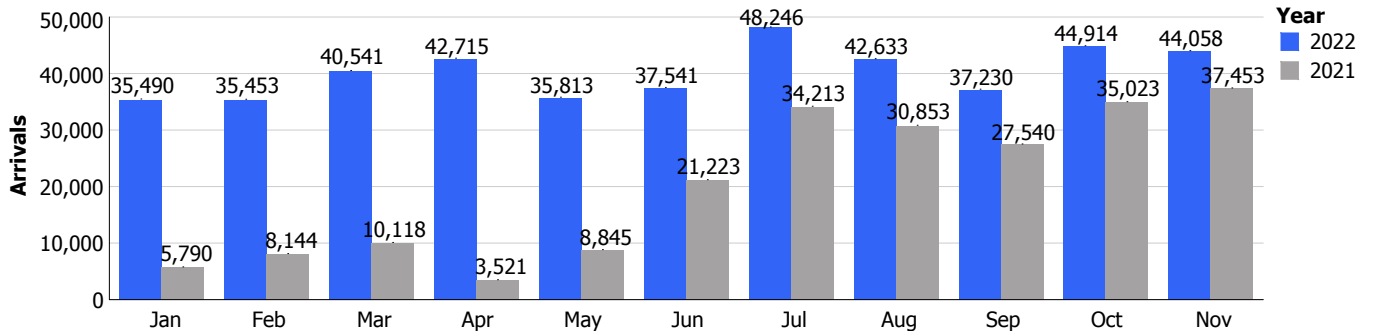
Pietermaai 19, Curaçao, Dutch Caribbean
 Phone: (599-9) 461-8200
 Email: info@curacao.com
 Website: curacao.com

Stayover Visitor Nights (Nov / 2022)

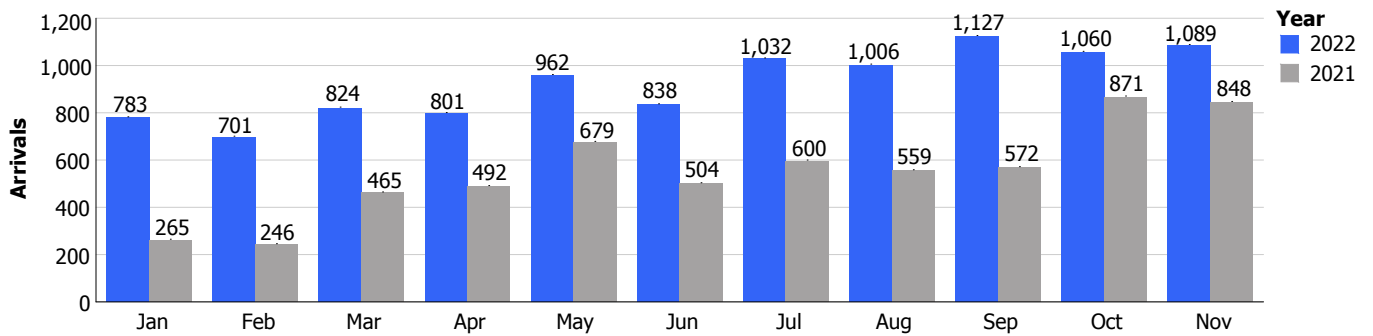
	Nov/2022	% Total	Nov/2021	% Total	% Change
North America					
Canada	20,551	5.2%	10,409	2.8%	97%
United States	61,073	15.5%	29,816	8.0%	105%
Total	81,624	20.7%	40,225	10.8%	103%
South America					
Argentina	3,380	0.9%	1,260	0.3%	168%
Brazil	5,670	1.4%	4,972	1.3%	14%
Chile	1,692	0.4%	297	0.1%	470%
Colombia	14,022	3.5%	11,143	3.0%	26%
Ecuador	1,213	0.3%	946	0.3%	28%
Panama	740	0.2%	435	0.1%	70%
Suriname	4,557	1.2%	2,646	0.7%	72%
Uruguay	1,046	0.3%	1,504	0.4%	-30%
Venezuela	850	0.2%	772	0.2%	10%
Other	2,506	0.6%	1,688	0.5%	48%
Total	35,676	9.0%	25,663	6.9%	39%
Caribbean					
Aruba	4,583	1.2%	3,401	0.9%	35%
Dom. Rep.	1,437	0.4%	800	0.2%	80%
Haiti	462	0.1%	1,211	0.3%	-62%
Jamaica	1,933	0.5%	825	0.2%	134%
Trinidad & Tobago	2,009	0.5%	139	0.0%	1,345%
Other	4,838	1.2%	2,444	0.7%	98%
Total	15,262	3.9%	8,820	2.4%	73%
Europe					
Austria	1,053	0.3%	372	0.1%	183%
Belgium	6,323	1.6%	5,501	1.5%	15%
Denmark	426	0.1%	263	0.1%	62%
France	1,757	0.4%	1,346	0.4%	31%
Germany	17,402	4.4%	16,070	4.3%	8%
Italy	933	0.2%	1,339	0.4%	-30%
Netherlands	212,329	53.7%	255,058	68.7%	-17%
Spain	1,228	0.3%	920	0.2%	33%
Sweden	938	0.2%	945	0.3%	-1%
Switzerland	2,379	0.6%	1,344	0.4%	77%
United Kingdom	5,060	1.3%	3,714	1.0%	36%
Other	6,200	1.6%	5,711	1.5%	9%
Total	256,028	64.8%	292,583	78.8%	-12%
Others					
Not Stated	3,695	0.9%	1,949	0.5%	90%
Other	2,771	0.7%	1,860	0.5%	49%
Total	6,466	1.6%	3,809	1.0%	70%
Overall	395,056	100.0%	371,100	100.0%	6%

2022YTD	% Total	2021YTD	% Total	% Change
90,039	2.1%	27,348	1.1%	229%
544,153	12.9%	237,893	10.0%	129%
634,192	15.0%	265,241	11.1%	139%
25,964	0.6%	4,120	0.2%	530%
61,223	1.4%	25,679	1.1%	138%
13,279	0.3%	1,247	0.1%	965%
154,969	3.7%	64,961	2.7%	139%
17,428	0.4%	4,488	0.2%	288%
6,455	0.2%	4,298	0.2%	50%
45,842	1.1%	9,585	0.4%	378%
15,895	0.4%	6,344	0.3%	151%
9,310	0.2%	6,600	0.3%	41%
34,607	0.8%	12,836	0.5%	170%
384,972	9.1%	140,158	5.9%	175%
46,152	1.1%	26,075	1.1%	77%
10,938	0.3%	6,909	0.3%	58%
4,833	0.1%	5,131	0.2%	-6%
28,216	0.7%	6,547	0.3%	331%
17,987	0.4%	577	0.0%	3,017%
49,707	1.2%	21,333	0.9%	133%
157,833	3.7%	66,572	2.8%	137%
10,075	0.2%	3,823	0.2%	164%
94,701	2.2%	41,035	1.7%	131%
5,851	0.1%	3,301	0.1%	77%
20,399	0.5%	9,447	0.4%	116%
166,667	3.9%	118,157	4.9%	41%
10,647	0.3%	6,140	0.3%	73%
2,522,642	59.6%	1,611,449	67.5%	57%
11,408	0.3%	8,822	0.4%	29%
7,465	0.2%	2,837	0.1%	163%
24,926	0.6%	10,187	0.4%	145%
41,058	1.0%	25,733	1.1%	60%
56,311	1.3%	40,704	1.7%	38%
2,972,150	70.2%	1,881,635	78.8%	58%
44,318	1.0%	18,112	0.8%	145%
37,519	0.9%	17,287	0.7%	117%
81,837	1.9%	35,399	1.5%	131%
4,230,984	100.0%	2,389,005	100.0%	77%

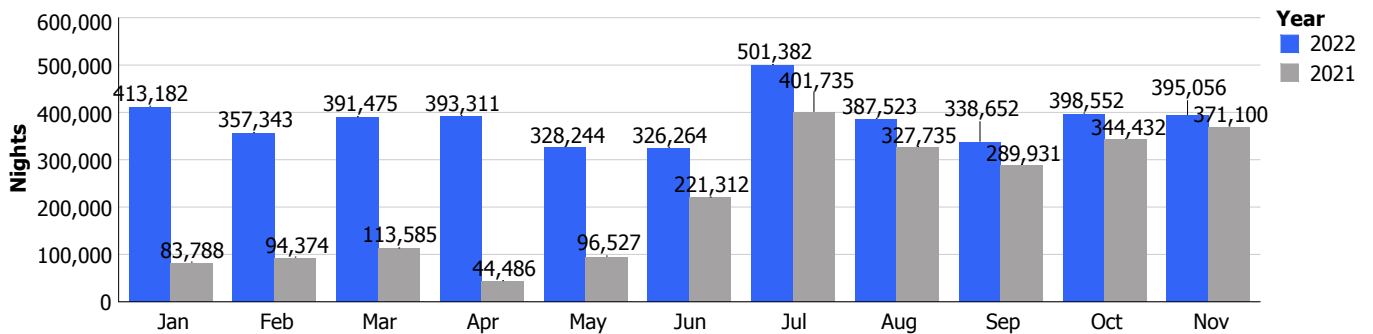
Stay over



Day trippers



Stay over nights



Cruise arrivals

