

Overall Visitor Arrival Performance (Oct / 2022)

Total Stayover Arrivals by Region

Region	Oct/2022	% Total	Oct/2021	% Total	% Change
North America	10,696	24%	3,969	11%	169%
South America	5,990	13%	3,050	9%	96%
Caribbean	3,075	7%	1,429	4%	115%
Europe	23,992	53%	25,933	74%	-7%
Others	1,161	3%	642	2%	81%
Total	44,914	100%	35,023	100%	28%

2022YTD	% Total	2021YTD	% Total	% Change
80,023	20%	29,509	16%	171%
52,196	13%	11,817	6%	342%
23,882	6%	8,777	5%	172%
234,824	59%	130,350	70%	80%
9,651	2%	4,817	3%	100%
400,576	100%	185,270	100%	116%

Total Daytrippers

	Oct/2022	% Total	Oct/2021	% Total	% Change
Day Trippers	1,060	100%	871	100%	22%

2022YTD	% Total	2021YTD	% Total	% Change
9,134	100%	5,253	100%	74%

Total Nights by Region

Region	Oct/2022	% Total	Oct/2021	% Total	% Change
North America	72,095	18.1%	29,454	8.6%	145%
South America	39,748	10.0%	23,445	6.8%	70%
Caribbean	15,061	3.8%	8,852	2.6%	70%
Europe	261,171	65.5%	278,866	81.0%	-6%
Others	10,477	2.6%	3,815	1.1%	175%
Total	398,552	100%	344,432	100%	16%

2022YTD	% Total	2021YTD	% Total	% Change
552,560	14.4%	225,016	11.2%	146%
349,296	9.1%	114,495	5.7%	205%
142,571	3.7%	57,752	2.9%	147%
2,716,129	70.8%	1,589,052	78.7%	71%
75,371	2.0%	31,590	1.6%	139%
3,835,927	100%	2,017,905	100%	90%

Total Cruise Arrivals

	Oct/2022	% Total	Oct/2021	% Total	% Change
Cruise Arrivals	36,819	100%	12,605	100%	192%
Cruise Calls	14	100%	8	100%	75%

2022YTD	% Total	2021YTD	% Total	% Change
351,646	100%	43,401	100%	710%
199	100%	35	100%	469%

Total Arrivals

	Oct/2022	% Total	Oct/2021	% Total	% Change
Cruise Arrivals	36,819	44%	12,605	26%	192%
Day Trippers	1,060	1%	871	2%	22%
Stayovers	44,914	54%	35,023	72%	28%
Total	82,793	100%	48,499	100%	71%

2022YTD	% Total	2021YTD	% Total	% Change
351,646	46%	43,401	19%	710%
9,134	1%	5,253	2%	74%
400,576	53%	185,270	79%	116%
761,356	100%	233,924	100%	225%

Source

Stayover: Immigration database / CTB
Visitor Nights: Immigration database / CTB
Cruise calls / passengers: CPA

Stayover Visitor Arrival (Oct / 2022)

	Oct/2022	% Total	Oct/2021	% Total	% Change
North America					
Canada	1,530	3.4%	589	1.7%	160%
United States	9,166	20.4%	3,380	9.7%	171%
Total	10,696	23.8%	3,969	11.3%	169.49%
South America					
Argentina	457	1.0%	36	0.1%	1,169%
Brazil	902	2.0%	769	2.2%	17%
Chile	184	0.4%	21	0.1%	776%
Colombia	2,601	5.8%	1,494	4.3%	74%
Ecuador	217	0.5%	159	0.5%	36%
Panama	126	0.3%	70	0.2%	80%
Suriname	705	1.6%	131	0.4%	438%
Uruguay	235	0.5%	171	0.5%	37%
Venezuela	87	0.2%	40	0.1%	118%
Other	476	1.1%	159	0.5%	199%
Total	5,990	13.3%	3,050	8.7%	96.39%
Caribbean					
Aruba	1,146	2.6%	684	2.0%	68%
Dom. Rep.	112	0.2%	112	0.3%	0%
Haiti	25	0.1%	37	0.1%	-32%
Jamaica	209	0.5%	79	0.2%	165%
Trinidad & Tobago	433	1.0%	8	0.0%	5,312%
Other	1,150	2.6%	509	1.5%	126%
Total	3,075	6.8%	1,429	4.1%	115.19%
Europe					
Austria	102	0.2%	50	0.1%	104%
Belgium	905	2.0%	646	1.8%	40%
Denmark	52	0.1%	46	0.1%	13%
France	141	0.3%	108	0.3%	31%
Germany	1,391	3.1%	1,365	3.9%	2%
Italy	56	0.1%	36	0.1%	56%
Netherlands	20,102	44.8%	22,713	64.9%	-11%
Spain	75	0.2%	54	0.2%	39%
Sweden	123	0.3%	46	0.1%	167%
Switzerland	271	0.6%	193	0.6%	40%
United Kingdom	367	0.8%	227	0.6%	62%
Other	407	0.9%	449	1.3%	-9%
Total	23,992	53.4%	25,933	74.0%	-7.48%
Others					
Not Stated	847	1.9%	464	1.3%	83%
Other	314	0.7%	178	0.5%	76%
Total	1,161	2.6%	642	1.8%	80.84%
Overall	44,914	100.0%	35,023	100.0%	28%

2022YTD	% Total	2021YTD	% Total	% Change
6,376	1.6%	1,098	0.6%	481%
73,647	18.4%	28,411	15.3%	159%
80,023	20.0%	29,509	15.9%	171%
2,744	0.7%	167	0.1%	1,543%
8,280	2.1%	2,623	1.4%	216%
1,510	0.4%	76	0.0%	1,887%
22,915	5.7%	5,068	2.7%	352%
3,583	0.9%	547	0.3%	555%
992	0.2%	442	0.2%	124%
5,009	1.3%	673	0.4%	644%
1,893	0.5%	616	0.3%	207%
814	0.2%	482	0.3%	69%
4,456	1.1%	1,123	0.6%	297%
52,196	13.0%	11,817	6.4%	342%
8,840	2.2%	3,839	2.1%	130%
1,062	0.3%	584	0.3%	82%
411	0.1%	367	0.2%	12%
1,993	0.5%	441	0.2%	352%
3,425	0.9%	47	0.0%	7,187%
8,151	2.0%	3,499	1.9%	133%
23,882	6.0%	8,777	4.7%	172%
768	0.2%	268	0.1%	187%
8,498	2.1%	3,009	1.6%	182%
477	0.1%	184	0.1%	159%
1,580	0.4%	631	0.3%	150%
11,199	2.8%	7,022	3.8%	59%
922	0.2%	323	0.2%	185%
200,982	50.2%	113,295	61.2%	77%
849	0.2%	481	0.3%	77%
462	0.1%	155	0.1%	198%
2,033	0.5%	672	0.4%	203%
2,860	0.7%	1,372	0.7%	108%
4,194	1.0%	2,938	1.6%	43%
234,824	58.6%	130,350	70.4%	80%
7,013	1.8%	3,183	1.7%	120%
2,638	0.7%	1,634	0.9%	61%
9,651	2.4%	4,817	2.6%	100%
400,576	100.0%	185,270	100.0%	116%



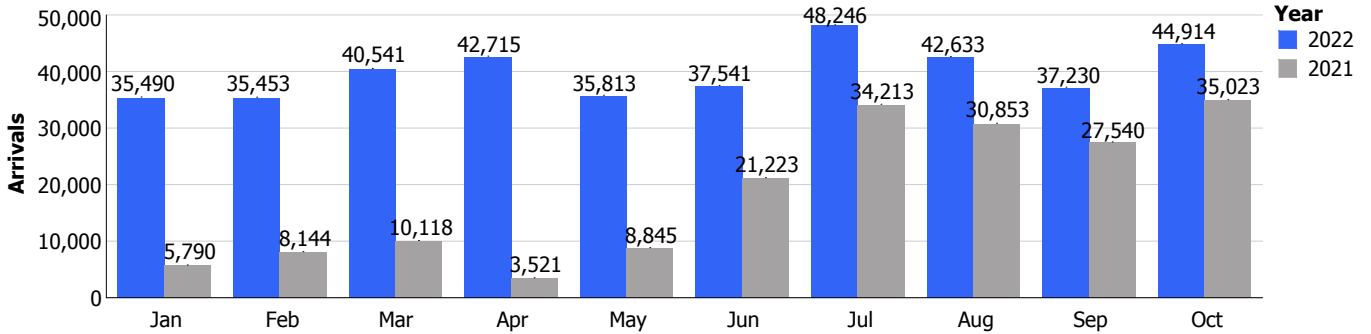
Pietermaai 19, Curaçao, Dutch Caribbean
 Phone: (599-9) 461-8200
 Email: info@curacao.com
 Website: curacao.com

Stayover Visitor Nights (Oct / 2022)

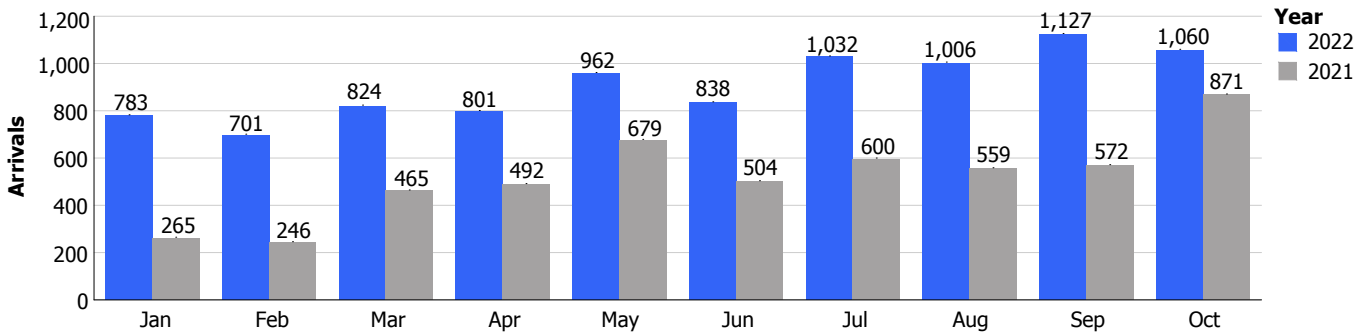
	Oct/2022	% Total	Oct/2021	% Total	% Change
North America					
Canada	13,469	3.4%	6,556	1.9%	105%
United States	58,626	14.7%	22,898	6.6%	156%
Total	72,095	18.1%	29,454	8.6%	145%
South America					
Argentina	3,636	0.9%	500	0.1%	627%
Brazil	5,809	1.5%	5,637	1.6%	3%
Chile	1,327	0.3%	250	0.1%	431%
Colombia	16,617	4.2%	11,137	3.2%	49%
Ecuador	1,038	0.3%	658	0.2%	58%
Panama	874	0.2%	524	0.2%	67%
Suriname	4,453	1.1%	1,462	0.4%	205%
Uruguay	1,816	0.5%	1,169	0.3%	55%
Venezuela	907	0.2%	530	0.2%	71%
Other	3,271	0.8%	1,578	0.5%	107%
Total	39,748	10.0%	23,445	6.8%	70%
Caribbean					
Aruba	5,102	1.3%	3,885	1.1%	31%
Dom. Rep.	821	0.2%	1,067	0.3%	-23%
Haiti	232	0.1%	434	0.1%	-47%
Jamaica	1,608	0.4%	840	0.2%	91%
Trinidad & Tobago	1,864	0.5%	107	0.0%	1,642%
Other	5,434	1.4%	2,519	0.7%	116%
Total	15,061	3.8%	8,852	2.6%	70%
Europe					
Austria	1,185	0.3%	561	0.2%	111%
Belgium	8,452	2.1%	7,353	2.1%	15%
Denmark	689	0.2%	441	0.1%	56%
France	2,101	0.5%	1,190	0.3%	77%
Germany	17,372	4.4%	18,249	5.3%	-5%
Italy	591	0.1%	354	0.1%	67%
Netherlands	216,726	54.4%	239,447	69.5%	-9%
Spain	735	0.2%	506	0.1%	45%
Sweden	1,588	0.4%	561	0.2%	183%
Switzerland	2,996	0.8%	2,482	0.7%	21%
United Kingdom	4,260	1.1%	2,849	0.8%	50%
Other	4,476	1.1%	4,873	1.4%	-8%
Total	261,171	65.5%	278,866	81.0%	-6%
Others					
Not Stated	7,994	2.0%	2,042	0.6%	291%
Other	2,483	0.6%	1,773	0.5%	40%
Total	10,477	2.6%	3,815	1.1%	175%
Overall	398,552	100.0%	344,432	100.0%	16%

2022YTD	% Total	2021YTD	% Total	% Change
69,488	1.8%	16,939	0.8%	310%
483,072	12.6%	208,077	10.3%	132%
552,560	14.4%	225,016	11.2%	146%
22,584	0.6%	2,860	0.1%	690%
55,553	1.4%	20,707	1.0%	168%
11,587	0.3%	950	0.0%	1,120%
140,947	3.7%	53,818	2.7%	162%
16,215	0.4%	3,542	0.2%	358%
5,715	0.1%	3,863	0.2%	48%
41,285	1.1%	6,939	0.3%	495%
14,849	0.4%	4,840	0.2%	207%
8,460	0.2%	5,828	0.3%	45%
32,101	0.8%	11,148	0.6%	188%
349,296	9.1%	114,495	5.7%	205%
41,569	1.1%	22,674	1.1%	83%
9,501	0.2%	6,109	0.3%	56%
4,371	0.1%	3,920	0.2%	12%
26,283	0.7%	5,722	0.3%	359%
15,978	0.4%	438	0.0%	3,548%
44,869	1.2%	18,889	0.9%	138%
142,571	3.7%	57,752	2.9%	147%
9,022	0.2%	3,451	0.2%	161%
88,378	2.3%	35,534	1.8%	149%
5,425	0.1%	3,038	0.2%	79%
18,642	0.5%	8,101	0.4%	130%
149,265	3.9%	102,087	5.1%	46%
9,714	0.3%	4,801	0.2%	102%
2,310,320	60.2%	1,356,391	67.2%	70%
10,180	0.3%	7,902	0.4%	29%
6,527	0.2%	1,892	0.1%	245%
22,547	0.6%	8,843	0.4%	155%
35,998	0.9%	22,019	1.1%	63%
50,111	1.3%	34,993	1.7%	43%
2,716,129	70.8%	1,589,052	78.7%	71%
40,623	1.1%	16,163	0.8%	151%
34,748	0.9%	15,427	0.8%	125%
75,371	2.0%	31,590	1.6%	139%
3,835,927	100.0%	2,017,905	100.0%	90%

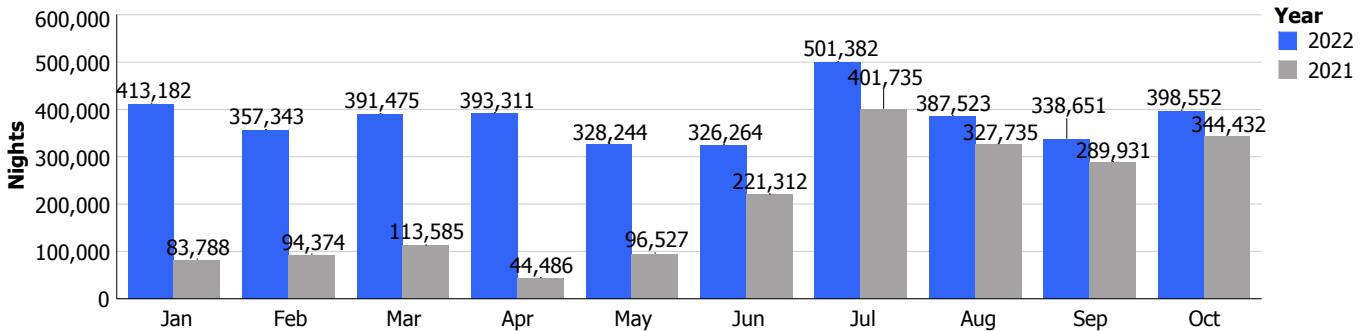
Stay over



Day trippers



Stay over nights



Cruise arrivals

