

## Overall Visitor Arrival Performance (Sep / 2022)

### Total Stayover Arrivals by Region

Region	Sep/2022	% Total	Sep/2021	% Total	% Change
North America	8,324	22%	3,430	12%	143%
South America	6,030	16%	2,451	9%	146%
Caribbean	2,812	8%	1,285	5%	119%
Europe	19,087	51%	19,655	71%	-3%
Others	976	3%	719	3%	36%
<b>Total</b>	<b>37,229</b>	<b>100%</b>	<b>27,540</b>	<b>100%</b>	<b>35%</b>

2022YTD	% Total	2021YTD	% Total	% Change
69,327	19%	25,540	17%	171%
46,205	13%	8,767	6%	427%
20,807	6%	7,348	5%	183%
210,832	59%	104,417	69%	102%
8,490	2%	4,175	3%	103%
<b>355,661</b>	<b>100%</b>	<b>150,247</b>	<b>100%</b>	<b>137%</b>

### Total Daytrippers

	Sep/2022	% Total	Sep/2021	% Total	% Change
Day Trippers	1,128	100%	572	100%	97%

2022YTD	% Total	2021YTD	% Total	% Change
8,075	100%	4,382	100%	84%

### Total Nights by Region

Region	Sep/2022	% Total	Sep/2021	% Total	% Change
North America	53,193	15.7%	25,089	8.7%	112%
South America	39,067	11.5%	19,859	6.8%	97%
Caribbean	14,315	4.2%	8,253	2.8%	73%
Europe	225,940	66.7%	232,198	80.1%	-3%
Others	6,136	1.8%	4,532	1.6%	35%
<b>Total</b>	<b>338,651</b>	<b>100%</b>	<b>289,931</b>	<b>100%</b>	<b>17%</b>

2022YTD	% Total	2021YTD	% Total	% Change
480,465	14.0%	195,562	11.7%	146%
309,548	9.0%	91,050	5.4%	240%
127,510	3.7%	48,900	2.9%	161%
2,454,958	71.4%	1,310,186	78.3%	87%
64,886	1.9%	27,775	1.7%	134%
<b>3,437,367</b>	<b>100%</b>	<b>1,673,473</b>	<b>100%</b>	<b>105%</b>

### Total Cruise Arrivals

	Sep/2022	% Total	Sep/2021	% Total	% Change
Cruise Arrivals	29,033	100%	9,730	100%	198%
Cruise Calls	11	100%	7	100%	57%

2022YTD	% Total	2021YTD	% Total	% Change
314,827	100%	30,796	100%	922%
185	100%	27	100%	585%

### Total Arrivals

	Sep/2022	% Total	Sep/2021	% Total	% Change
Cruise Arrivals	29,033	43%	9,730	26%	198%
Day Trippers	1,128	2%	572	2%	97%
Stayovers	37,229	55%	27,540	73%	35%
<b>Total</b>	<b>67,390</b>	<b>100%</b>	<b>37,842</b>	<b>100%</b>	<b>78%</b>

2022YTD	% Total	2021YTD	% Total	% Change
314,827	46%	30,796	17%	922%
8,075	1%	4,382	2%	84%
355,661	52%	150,247	81%	137%
<b>678,563</b>	<b>100%</b>	<b>185,425</b>	<b>100%</b>	<b>266%</b>

### Source

**Stayover:** Immigration database / CTB  
**Visitor Nights:** Immigration database / CTB  
**Cruise calls / passengers:** CPA

### Stayover Visitor Arrival (Sep / 2022)

	Sep/2022	% Total	Sep/2021	% Total	% Change
<b>North America</b>					
Canada	314	0.8%	67	0.2%	369%
United States	8,010	21.5%	3,363	12.2%	138%
<b>Total</b>	<b>8,324</b>	<b>22.4%</b>	<b>3,430</b>	<b>12.5%</b>	<b>142.68%</b>
<b>South America</b>					
Argentina	419	1.1%	20	0.1%	1,995%
Brazil	1,025	2.8%	908	3.3%	13%
Chile	209	0.6%	19	0.1%	1,000%
Colombia	2,263	6.1%	711	2.6%	218%
Ecuador	267	0.7%	91	0.3%	193%
Panama	92	0.2%	50	0.2%	84%
Suriname	1,080	2.9%	224	0.8%	382%
Uruguay	204	0.5%	191	0.7%	7%
Venezuela	96	0.3%	85	0.3%	13%
Other	375	1.0%	152	0.6%	147%
<b>Total</b>	<b>6,030</b>	<b>16.2%</b>	<b>2,451</b>	<b>8.9%</b>	<b>146.02%</b>
<b>Caribbean</b>					
Aruba	963	2.6%	560	2.0%	72%
Dom. Rep.	124	0.3%	69	0.3%	80%
Haiti	34	0.1%	65	0.2%	-48%
Jamaica	183	0.5%	91	0.3%	101%
Trinidad & Tobago	557	1.5%	10	0.0%	5,470%
Other	951	2.6%	490	1.8%	94%
<b>Total</b>	<b>2,812</b>	<b>7.6%</b>	<b>1,285</b>	<b>4.7%</b>	<b>118.83%</b>
<b>Europe</b>					
Austria	82	0.2%	33	0.1%	148%
Belgium	766	2.1%	549	2.0%	40%
Denmark	32	0.1%	40	0.1%	-20%
France	116	0.3%	45	0.2%	158%
Germany	1,076	2.9%	1,063	3.9%	1%
Italy	71	0.2%	35	0.1%	103%
Netherlands	15,964	42.9%	17,137	62.2%	-7%
Spain	58	0.2%	65	0.2%	-11%
Sweden	34	0.1%	11	0.0%	209%
Switzerland	199	0.5%	109	0.4%	83%
United Kingdom	355	1.0%	207	0.8%	71%
Other	334	0.9%	361	1.3%	-7%
<b>Total</b>	<b>19,087</b>	<b>51.3%</b>	<b>19,655</b>	<b>71.4%</b>	<b>-2.89%</b>
<b>Others</b>					
Not Stated	738	2.0%	466	1.7%	58%
Other	238	0.6%	253	0.9%	-6%
<b>Total</b>	<b>976</b>	<b>2.6%</b>	<b>719</b>	<b>2.6%</b>	<b>35.74%</b>
<b>Overall</b>	<b>37,229</b>	<b>100.0%</b>	<b>27,540</b>	<b>100.0%</b>	<b>35%</b>

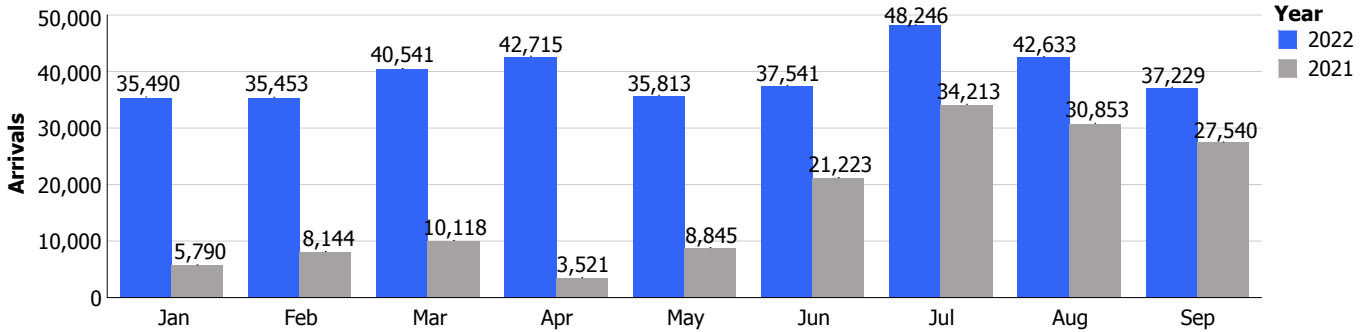
2022YTD	% Total	2021YTD	% Total	% Change
4,846	1.4%	509	0.3%	852%
64,481	18.1%	25,031	16.7%	158%
<b>69,327</b>	<b>19.5%</b>	<b>25,540</b>	<b>17.0%</b>	<b>171%</b>
2,287	0.6%	131	0.1%	1,646%
7,378	2.1%	1,854	1.2%	298%
1,326	0.4%	55	0.0%	2,311%
20,313	5.7%	3,574	2.4%	468%
3,366	0.9%	388	0.3%	768%
866	0.2%	372	0.2%	133%
4,304	1.2%	542	0.4%	694%
1,658	0.5%	445	0.3%	273%
727	0.2%	442	0.3%	64%
3,980	1.1%	964	0.6%	313%
<b>46,205</b>	<b>13.0%</b>	<b>8,767</b>	<b>5.8%</b>	<b>427%</b>
7,694	2.2%	3,155	2.1%	144%
950	0.3%	472	0.3%	101%
386	0.1%	330	0.2%	17%
1,784	0.5%	362	0.2%	393%
2,992	0.8%	39	0.0%	7,572%
7,001	2.0%	2,990	2.0%	134%
<b>20,807</b>	<b>5.9%</b>	<b>7,348</b>	<b>4.9%</b>	<b>183%</b>
666	0.2%	218	0.1%	206%
7,593	2.1%	2,363	1.6%	221%
425	0.1%	138	0.1%	208%
1,439	0.4%	523	0.3%	175%
9,808	2.8%	5,657	3.8%	73%
866	0.2%	287	0.2%	202%
180,880	50.9%	90,582	60.3%	100%
774	0.2%	427	0.3%	81%
339	0.1%	109	0.1%	211%
1,762	0.5%	479	0.3%	268%
2,493	0.7%	1,145	0.8%	118%
3,787	1.1%	2,489	1.7%	52%
<b>210,832</b>	<b>59.3%</b>	<b>104,417</b>	<b>69.5%</b>	<b>102%</b>
6,166	1.7%	2,719	1.8%	127%
2,324	0.7%	1,456	1.0%	60%
<b>8,490</b>	<b>2.4%</b>	<b>4,175</b>	<b>2.8%</b>	<b>103%</b>
<b>355,661</b>	<b>100.0%</b>	<b>150,247</b>	<b>100.0%</b>	<b>137%</b>

### Stayover Visitor Nights (Sep / 2022)

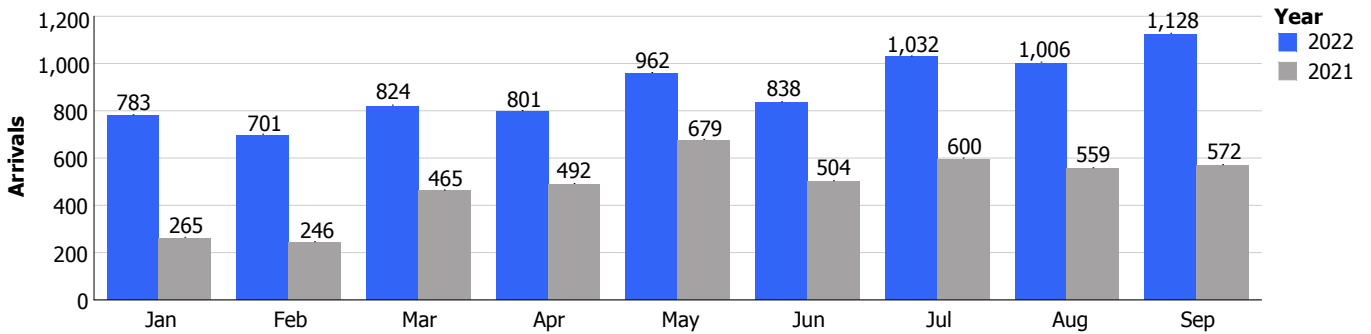
	Sep/2022	% Total	Sep/2021	% Total	% Change
<b>North America</b>					
Canada	3,405	1.0%	1,525	0.5%	123%
United States	49,788	14.7%	23,564	8.1%	111%
<b>Total</b>	<b>53,193</b>	<b>15.7%</b>	<b>25,089</b>	<b>8.7%</b>	<b>112%</b>
<b>South America</b>					
Argentina	3,272	1.0%	206	0.1%	1,488%
Brazil	6,993	2.1%	6,602	2.3%	6%
Chile	1,582	0.5%	206	0.1%	668%
Colombia	11,588	3.4%	5,902	2.0%	96%
Ecuador	1,249	0.4%	641	0.2%	95%
Panama	445	0.1%	310	0.1%	44%
Suriname	8,592	2.5%	2,141	0.7%	301%
Uruguay	1,515	0.4%	1,607	0.6%	-6%
Venezuela	1,201	0.4%	851	0.3%	41%
Other	2,630	0.8%	1,393	0.5%	89%
<b>Total</b>	<b>39,067</b>	<b>11.5%</b>	<b>19,859</b>	<b>6.8%</b>	<b>97%</b>
<b>Caribbean</b>					
Aruba	4,449	1.3%	3,170	1.1%	40%
Dom. Rep.	955	0.3%	544	0.2%	76%
Haiti	292	0.1%	649	0.2%	-55%
Jamaica	1,385	0.4%	1,246	0.4%	11%
Trinidad & Tobago	2,222	0.7%	38	0.0%	5,747%
Other	5,012	1.5%	2,606	0.9%	92%
<b>Total</b>	<b>14,315</b>	<b>4.2%</b>	<b>8,253</b>	<b>2.8%</b>	<b>73%</b>
<b>Europe</b>					
Austria	951	0.3%	329	0.1%	189%
Belgium	8,366	2.5%	6,107	2.1%	37%
Denmark	404	0.1%	654	0.2%	-38%
France	1,542	0.5%	598	0.2%	158%
Germany	13,982	4.1%	14,631	5.0%	-4%
Italy	743	0.2%	499	0.2%	49%
Netherlands	188,896	55.8%	200,052	69.0%	-6%
Spain	544	0.2%	940	0.3%	-42%
Sweden	470	0.1%	129	0.0%	264%
Switzerland	2,220	0.7%	1,474	0.5%	51%
United Kingdom	4,360	1.3%	3,129	1.1%	39%
Other	3,462	1.0%	3,656	1.3%	-5%
<b>Total</b>	<b>225,940</b>	<b>66.7%</b>	<b>232,198</b>	<b>80.1%</b>	<b>-3%</b>
<b>Others</b>					
Not Stated	4,205	1.2%	2,140	0.7%	96%
Other	1,931	0.6%	2,392	0.8%	-19%
<b>Total</b>	<b>6,136</b>	<b>1.8%</b>	<b>4,532</b>	<b>1.6%</b>	<b>35%</b>
<b>Overall</b>	<b>338,651</b>	<b>100.0%</b>	<b>289,931</b>	<b>100.0%</b>	<b>17%</b>

2022YTD	% Total	2021YTD	% Total	% Change
56,019	1.6%	10,383	0.6%	440%
424,446	12.3%	185,179	11.1%	129%
<b>480,465</b>	<b>14.0%</b>	<b>195,562</b>	<b>11.7%</b>	<b>146%</b>
18,948	0.6%	2,360	0.1%	703%
49,744	1.4%	15,070	0.9%	230%
10,260	0.3%	700	0.0%	1,366%
124,330	3.6%	42,681	2.6%	191%
15,177	0.4%	2,884	0.2%	426%
4,841	0.1%	3,339	0.2%	45%
36,832	1.1%	5,477	0.3%	572%
13,033	0.4%	3,671	0.2%	255%
7,553	0.2%	5,298	0.3%	43%
28,830	0.8%	9,570	0.6%	201%
<b>309,548</b>	<b>9.0%</b>	<b>91,050</b>	<b>5.4%</b>	<b>240%</b>
36,467	1.1%	18,789	1.1%	94%
8,680	0.3%	5,042	0.3%	72%
4,139	0.1%	3,486	0.2%	19%
24,675	0.7%	4,882	0.3%	405%
14,114	0.4%	331	0.0%	4,164%
39,435	1.1%	16,370	1.0%	141%
<b>127,510</b>	<b>3.7%</b>	<b>48,900</b>	<b>2.9%</b>	<b>161%</b>
7,837	0.2%	2,890	0.2%	171%
79,926	2.3%	28,181	1.7%	184%
4,736	0.1%	2,597	0.2%	82%
16,541	0.5%	6,911	0.4%	139%
131,893	3.8%	83,838	5.0%	57%
9,123	0.3%	4,447	0.3%	105%
2,093,594	60.9%	1,116,944	66.7%	87%
9,445	0.3%	7,396	0.4%	28%
4,939	0.1%	1,331	0.1%	271%
19,551	0.6%	6,361	0.4%	207%
31,738	0.9%	19,170	1.1%	66%
45,635	1.3%	30,120	1.8%	52%
<b>2,454,958</b>	<b>71.4%</b>	<b>1,310,186</b>	<b>78.3%</b>	<b>87%</b>
32,621	0.9%	14,121	0.8%	131%
32,265	0.9%	13,654	0.8%	136%
<b>64,886</b>	<b>1.9%</b>	<b>27,775</b>	<b>1.7%</b>	<b>134%</b>
<b>3,437,367</b>	<b>100.0%</b>	<b>1,673,473</b>	<b>100.0%</b>	<b>105%</b>

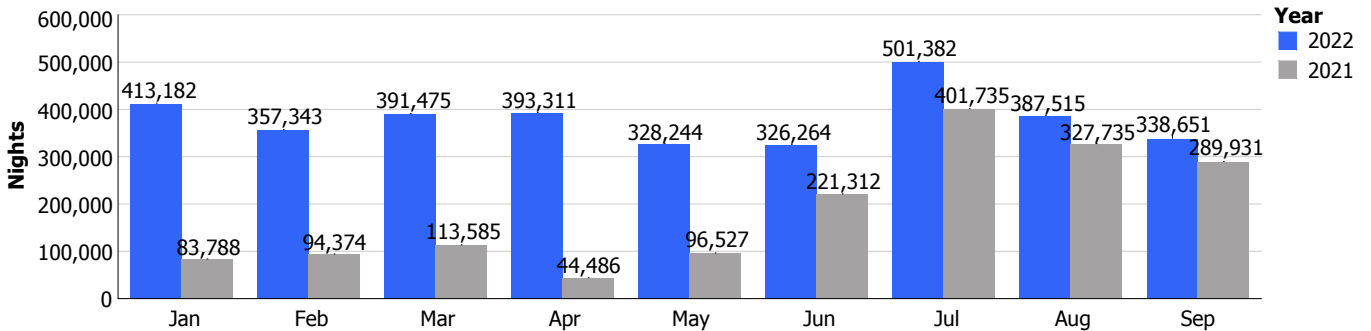
### Stay over



### Day trippers



### Stay over nights



### Cruise arrivals

