

Overall Visitor Arrival Performance (Aug / 2022)

Total Stayover Arrivals by Region

Region	Aug/2022	% Total	Aug/2021	% Total	% Change
North America	9,380	22%	4,422	14%	112%
South America	6,546	15%	1,657	5%	295%
Caribbean	2,654	6%	1,306	4%	103%
Europe	22,938	54%	22,771	74%	1%
Others	1,115	3%	697	2%	60%
Total	42,633	100%	30,853	100%	38%

2022YTD	% Total	2021YTD	% Total	% Change
61,003	19%	22,110	18%	176%
40,176	13%	6,316	5%	536%
17,995	6%	6,063	5%	197%
191,744	60%	84,762	69%	126%
7,514	2%	3,456	3%	117%
318,432	100%	122,707	100%	160%

Total Daytrippers

	Aug/2022	% Total	Aug/2021	% Total	% Change
Day Trippers	1,006	100%	559	100%	80%

2022YTD	% Total	2021YTD	% Total	% Change
6,947	100%	3,810	100%	82%

Total Nights by Region

Region	Aug/2022	% Total	Aug/2021	% Total	% Change
North America	61,266	15.8%	31,016	9.5%	98%
South America	39,507	10.2%	18,126	5.5%	118%
Caribbean	14,898	3.8%	8,551	2.6%	74%
Europe	265,455	68.5%	266,475	81.3%	0%
Others	6,389	1.6%	3,567	1.1%	79%
Total	387,515	100%	327,735	100%	18%

2022YTD	% Total	2021YTD	% Total	% Change
427,272	13.8%	170,473	12.3%	151%
270,487	8.7%	71,191	5.1%	280%
113,195	3.7%	40,647	2.9%	178%
2,229,004	71.9%	1,077,988	77.9%	107%
58,750	1.9%	23,243	1.7%	153%
3,098,708	100%	1,383,542	100%	124%

Total Cruise Arrivals

	Aug/2022	% Total	Aug/2021	% Total	% Change
Cruise Arrivals	26,361	100%	11,850	100%	122%
Cruise Calls	8	100%	11	100%	-27%

2022YTD	% Total	2021YTD	% Total	% Change
285,794	100%	21,066	100%	1,257%
174	100%	20	100%	770%

Total Arrivals

	Aug/2022	% Total	Aug/2021	% Total	% Change
Cruise Arrivals	26,361	38%	11,850	27%	122%
Day Trippers	1,006	1%	559	1%	80%
Stayovers	42,633	61%	30,853	71%	38%
Total	70,000	100%	43,262	100%	62%

2022YTD	% Total	2021YTD	% Total	% Change
285,794	47%	21,066	14%	1,257%
6,947	1%	3,810	3%	82%
318,432	52%	122,707	83%	160%
611,173	100%	147,583	100%	314%

Source

Stayover: Immigration database / CTB
Visitor Nights: Immigration database / CTB
Cruise calls / passengers: CPA



Pietermaai 19, Curaçao, Dutch Caribbean
 Phone: (599-9) 461-8200
 Email: info@curacao.com
 Website: curacao.com

Stayover Visitor Arrival (Aug / 2022)

	Aug/2022	% Total	Aug/2021	% Total	% Change
North America					
Canada	453	1.1%	72	0.2%	529%
United States	8,927	20.9%	4,350	14.1%	105%
Total	9,380	22.0%	4,422	14.3%	112.12%
South America					
Argentina	469	1.1%	23	0.1%	1,939%
Brazil	1,057	2.5%	335	1.1%	216%
Chile	189	0.4%	11	0.0%	1,618%
Colombia	2,156	5.1%	655	2.1%	229%
Ecuador	1,162	2.7%	116	0.4%	902%
Panama	79	0.2%	61	0.2%	30%
Suriname	583	1.4%	148	0.5%	294%
Uruguay	302	0.7%	92	0.3%	228%
Venezuela	92	0.2%	51	0.2%	80%
Other	457	1.1%	165	0.5%	177%
Total	6,546	15.4%	1,657	5.4%	295.05%
Caribbean					
Aruba	886	2.1%	476	1.5%	86%
Dom. Rep.	95	0.2%	85	0.3%	12%
Haiti	39	0.1%	44	0.1%	-11%
Jamaica	219	0.5%	124	0.4%	77%
Trinidad & Tobago	536	1.3%	8	0.0%	6,600%
Other	879	2.1%	569	1.8%	54%
Total	2,654	6.2%	1,306	4.2%	103.22%
Europe					
Austria	167	0.4%	50	0.2%	234%
Belgium	749	1.8%	482	1.6%	55%
Denmark	33	0.1%	21	0.1%	57%
France	227	0.5%	115	0.4%	97%
Germany	1,426	3.3%	1,056	3.4%	35%
Italy	305	0.7%	74	0.2%	312%
Netherlands	18,877	44.3%	20,108	65.2%	-6%
Spain	167	0.4%	97	0.3%	72%
Sweden	21	0.0%	18	0.1%	17%
Switzerland	178	0.4%	94	0.3%	89%
United Kingdom	350	0.8%	213	0.7%	64%
Other	438	1.0%	443	1.4%	-1%
Total	22,938	53.8%	22,771	73.8%	0.73%
Others					
Not Stated	824	1.9%	515	1.7%	60%
Other	291	0.7%	182	0.6%	60%
Total	1,115	2.6%	697	2.3%	59.97%
Overall	42,633	100.0%	30,853	100.0%	38%

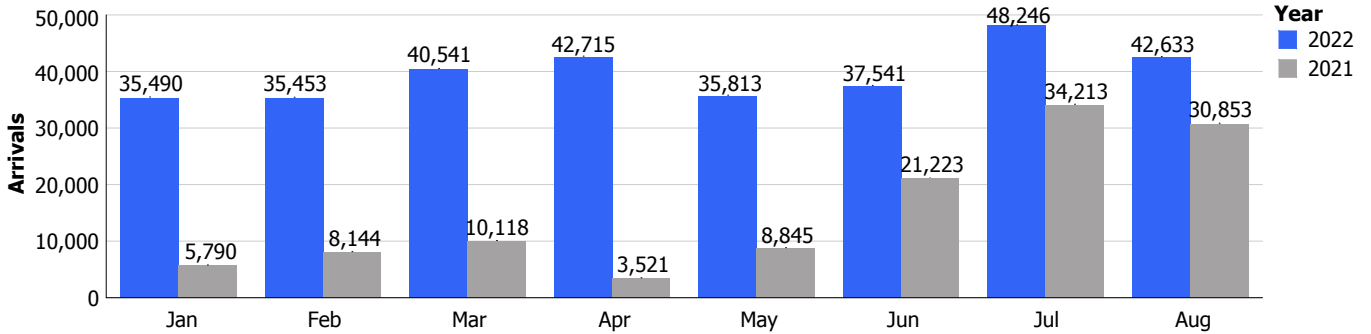
2022YTD	% Total	2021YTD	% Total	% Change
4,532	1.4%	442	0.4%	925%
56,471	17.7%	21,668	17.7%	161%
61,003	19.2%	22,110	18.0%	176%
1,868	0.6%	111	0.1%	1,583%
6,353	2.0%	946	0.8%	572%
1,117	0.4%	36	0.0%	3,003%
18,050	5.7%	2,863	2.3%	530%
3,099	1.0%	297	0.2%	943%
774	0.2%	322	0.3%	140%
3,225	1.0%	318	0.3%	914%
1,454	0.5%	254	0.2%	472%
631	0.2%	357	0.3%	77%
3,605	1.1%	812	0.7%	344%
40,176	12.6%	6,316	5.1%	536%
6,731	2.1%	2,595	2.1%	159%
826	0.3%	403	0.3%	105%
352	0.1%	265	0.2%	33%
1,601	0.5%	271	0.2%	491%
2,435	0.8%	29	0.0%	8,297%
6,050	1.9%	2,500	2.0%	142%
17,995	5.7%	6,063	4.9%	197%
584	0.2%	185	0.2%	216%
6,827	2.1%	1,814	1.5%	276%
393	0.1%	98	0.1%	301%
1,323	0.4%	478	0.4%	177%
8,732	2.7%	4,594	3.7%	90%
795	0.2%	252	0.2%	215%
164,915	51.8%	73,445	59.9%	125%
716	0.2%	362	0.3%	98%
305	0.1%	98	0.1%	211%
1,563	0.5%	370	0.3%	322%
2,138	0.7%	938	0.8%	128%
3,453	1.1%	2,128	1.7%	62%
191,744	60.2%	84,762	69.1%	126%
5,428	1.7%	2,253	1.8%	141%
2,086	0.7%	1,203	1.0%	73%
7,514	2.4%	3,456	2.8%	117%
318,432	100.0%	122,707	100.0%	160%

Stayover Visitor Nights (Aug / 2022)

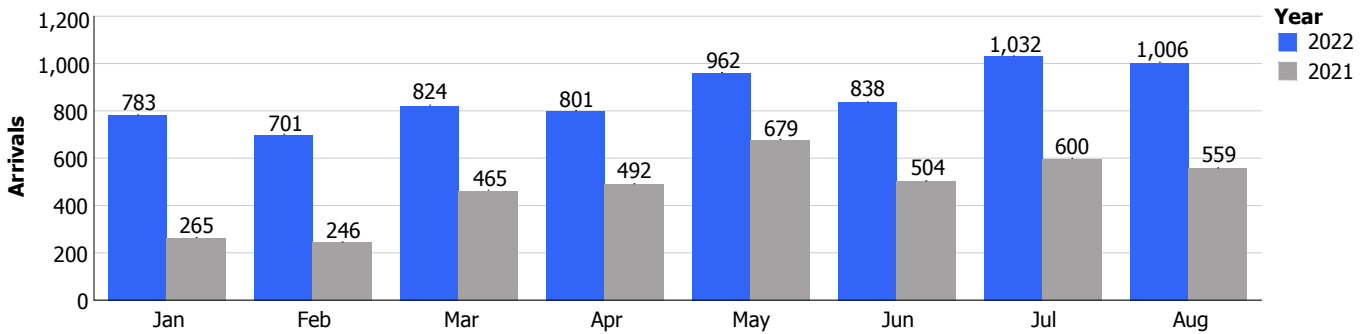
	Aug/2022	% Total	Aug/2021	% Total	% Change
North America					
Canada	4,359	1.1%	1,484	0.5%	194%
United States	56,907	14.7%	29,532	9.0%	93%
Total	61,266	15.8%	31,016	9.5%	98%
South America					
Argentina	3,796	1.0%	411	0.1%	824%
Brazil	6,316	1.6%	2,626	0.8%	141%
Chile	1,411	0.4%	110	0.0%	1,183%
Colombia	11,824	3.1%	9,485	2.9%	25%
Ecuador	4,937	1.3%	610	0.2%	709%
Panama	602	0.2%	552	0.2%	9%
Suriname	4,729	1.2%	1,688	0.5%	180%
Uruguay	2,435	0.6%	769	0.2%	217%
Venezuela	804	0.2%	554	0.2%	45%
Other	2,653	0.7%	1,321	0.4%	101%
Total	39,507	10.2%	18,126	5.5%	118%
Caribbean					
Aruba	4,421	1.1%	2,570	0.8%	72%
Dom. Rep.	1,028	0.3%	922	0.3%	11%
Haiti	413	0.1%	508	0.2%	-19%
Jamaica	1,946	0.5%	1,421	0.4%	37%
Trinidad & Tobago	2,399	0.6%	101	0.0%	2,275%
Other	4,691	1.2%	3,029	0.9%	55%
Total	14,898	3.8%	8,551	2.6%	74%
Europe					
Austria	2,057	0.5%	715	0.2%	188%
Belgium	7,945	2.1%	4,920	1.5%	61%
Denmark	292	0.1%	555	0.2%	-47%
France	2,604	0.7%	1,230	0.4%	112%
Germany	19,029	4.9%	14,894	4.5%	28%
Italy	2,679	0.7%	898	0.3%	198%
Netherlands	218,013	56.3%	232,556	71.0%	-6%
Spain	2,244	0.6%	1,448	0.4%	55%
Sweden	667	0.2%	237	0.1%	181%
Switzerland	1,651	0.4%	1,242	0.4%	33%
United Kingdom	3,597	0.9%	3,018	0.9%	19%
Other	4,677	1.2%	4,762	1.5%	-2%
Total	265,455	68.5%	266,475	81.3%	0%
Others					
Not Stated	3,599	0.9%	2,159	0.7%	67%
Other	2,790	0.7%	1,408	0.4%	98%
Total	6,389	1.6%	3,567	1.1%	79%
Overall	387,515	100.0%	327,735	100.0%	18%

2022YTD	% Total	2021YTD	% Total	% Change
52,614	1.7%	8,858	0.6%	494%
374,658	12.1%	161,615	11.7%	132%
427,272	13.8%	170,473	12.3%	151%
15,676	0.5%	2,154	0.2%	628%
42,751	1.4%	8,468	0.6%	405%
8,678	0.3%	494	0.0%	1,657%
112,742	3.6%	36,779	2.7%	207%
13,928	0.4%	2,243	0.2%	521%
4,396	0.1%	3,029	0.2%	45%
28,246	0.9%	3,336	0.2%	747%
11,518	0.4%	2,064	0.1%	458%
6,352	0.2%	4,447	0.3%	43%
26,200	0.8%	8,177	0.6%	220%
270,487	8.7%	71,191	5.1%	280%
32,018	1.0%	15,619	1.1%	105%
7,725	0.2%	4,498	0.3%	72%
3,847	0.1%	2,837	0.2%	36%
23,290	0.8%	3,636	0.3%	541%
11,892	0.4%	293	0.0%	3,959%
34,423	1.1%	13,764	1.0%	150%
113,195	3.7%	40,647	2.9%	178%
6,886	0.2%	2,561	0.2%	169%
71,560	2.3%	22,074	1.6%	224%
4,332	0.1%	1,943	0.1%	123%
14,999	0.5%	6,313	0.5%	138%
117,911	3.8%	69,207	5.0%	70%
8,380	0.3%	3,948	0.3%	112%
1,904,684	61.5%	916,892	66.3%	108%
8,901	0.3%	6,456	0.5%	38%
4,469	0.1%	1,202	0.1%	272%
17,331	0.6%	4,887	0.4%	255%
27,378	0.9%	16,041	1.2%	71%
42,173	1.4%	26,464	1.9%	59%
2,229,004	71.9%	1,077,988	77.9%	107%
28,416	0.9%	11,981	0.9%	137%
30,334	1.0%	11,262	0.8%	169%
58,750	1.9%	23,243	1.7%	153%
3,098,708	100.0%	1,383,542	100.0%	124%

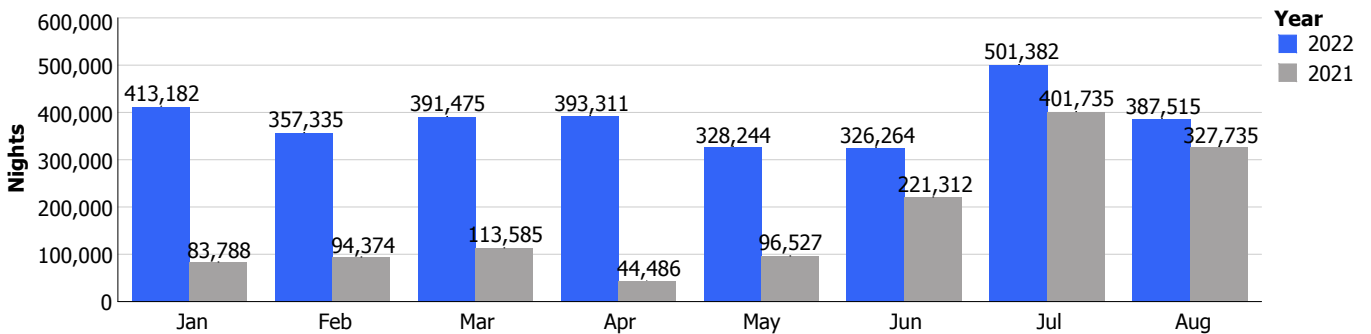
Stay over



Day trippers



Stay over nights



Cruise arrivals

