

Overall Visitor Arrival Performance (Jul / 2022)

Total Stayover Arrivals by Region

| Region | Jul/2022 | % Total | Jul/2021 | % Total | % Change |
|---------------|---------------|-------------|---------------|-------------|------------|
| North America | 10,614 | 22% | 5,264 | 15% | 102% |
| South America | 6,086 | 13% | 1,532 | 4% | 297% |
| Caribbean | 3,277 | 7% | 1,625 | 5% | 102% |
| Europe | 27,115 | 56% | 25,107 | 73% | 8% |
| Others | 1,154 | 2% | 685 | 2% | 68% |
| Total | 48,246 | 100% | 34,213 | 100% | 41% |

| 2022YTD | % Total | 2021YTD | % Total | % Change |
|----------------|-------------|---------------|-------------|-------------|
| 51,623 | 19% | 17,688 | 19% | 192% |
| 33,630 | 12% | 4,659 | 5% | 622% |
| 15,341 | 6% | 4,757 | 5% | 222% |
| 168,806 | 61% | 61,991 | 67% | 172% |
| 6,399 | 2% | 2,759 | 3% | 132% |
| 275,799 | 100% | 91,854 | 100% | 200% |

Total Daytrippers

| | Jul/2022 | % Total | Jul/2021 | % Total | % Change |
|--------------|----------|---------|----------|---------|----------|
| Day Trippers | 1,032 | 100% | 600 | 100% | 72% |

| 2022YTD | % Total | 2021YTD | % Total | % Change |
|---------|---------|---------|---------|----------|
| 5,941 | 100% | 3,251 | 100% | 83% |

Total Nights by Region

| Region | Jul/2022 | % Total | Jul/2021 | % Total | % Change |
|---------------|----------------|-------------|----------------|-------------|------------|
| North America | 72,088 | 14.4% | 38,618 | 9.6% | 87% |
| South America | 42,198 | 8.4% | 14,378 | 3.6% | 193% |
| Caribbean | 20,554 | 4.1% | 10,586 | 2.6% | 94% |
| Europe | 359,493 | 71.7% | 334,265 | 83.2% | 8% |
| Others | 7,049 | 1.4% | 3,888 | 1.0% | 81% |
| Total | 501,382 | 100% | 401,735 | 100% | 25% |

| 2022YTD | % Total | 2021YTD | % Total | % Change |
|------------------|-------------|------------------|-------------|-------------|
| 366,006 | 13.5% | 139,457 | 13.2% | 162% |
| 230,980 | 8.5% | 53,065 | 5.0% | 335% |
| 98,297 | 3.6% | 32,096 | 3.0% | 206% |
| 1,963,541 | 72.4% | 811,513 | 76.9% | 142% |
| 52,361 | 1.9% | 19,676 | 1.9% | 166% |
| 2,711,185 | 100% | 1,055,807 | 100% | 157% |

Total Cruise Arrivals

| | Jul/2022 | % Total | Jul/2021 | % Total | % Change |
|-----------------|----------|---------|----------|---------|----------|
| Cruise Arrivals | 29,564 | 100% | 7,630 | 100% | 287% |
| Cruise Calls | 10 | 100% | 6 | 100% | 67% |

| 2022YTD | % Total | 2021YTD | % Total | % Change |
|---------|---------|---------|---------|----------|
| 259,433 | 100% | 9,216 | 100% | 2,715% |
| 166 | 100% | 9 | 100% | 1,744% |

Total Arrivals

| | Jul/2022 | % Total | Jul/2021 | % Total | % Change |
|-----------------|---------------|-------------|---------------|-------------|------------|
| Cruise Arrivals | 29,564 | 37% | 7,630 | 18% | 287% |
| Day Trippers | 1,032 | 1% | 600 | 1% | 72% |
| Stayovers | 48,246 | 61% | 34,213 | 81% | 41% |
| Total | 78,842 | 100% | 42,443 | 100% | 86% |

| 2022YTD | % Total | 2021YTD | % Total | % Change |
|----------------|-------------|----------------|-------------|-------------|
| 259,433 | 48% | 9,216 | 9% | 2,715% |
| 5,941 | 1% | 3,251 | 3% | 83% |
| 275,799 | 51% | 91,854 | 88% | 200% |
| 541,173 | 100% | 104,321 | 100% | 419% |

Source

Stayover: Immigration database / CTB
Visitor Nights: Immigration database / CTB
Cruise calls / passengers: CPA



Pietermaai 19, Curaçao, Dutch Caribbean
 Phone: (599-9) 461-8200
 Email: info@curacao.com
 Website: curacao.com

Stayover Visitor Arrival (Jul / 2022)

| | Jul/2022 | % Total | Jul/2021 | % Total | % Change |
|----------------------|---------------|---------------|---------------|---------------|----------------|
| North America | | | | | |
| Canada | 407 | 0.8% | 69 | 0.2% | 490% |
| United States | 10,207 | 21.2% | 5,195 | 15.2% | 96% |
| Total | 10,614 | 22.0% | 5,264 | 15.4% | 101.63% |
| South America | | | | | |
| Argentina | 430 | 0.9% | 19 | 0.1% | 2,163% |
| Brazil | 922 | 1.9% | 335 | 1.0% | 175% |
| Chile | 269 | 0.6% | 5 | 0.0% | 5,280% |
| Colombia | 2,596 | 5.4% | 590 | 1.7% | 340% |
| Ecuador | 476 | 1.0% | 83 | 0.2% | 473% |
| Panama | 134 | 0.3% | 76 | 0.2% | 76% |
| Suriname | 357 | 0.7% | 90 | 0.3% | 297% |
| Uruguay | 282 | 0.6% | 88 | 0.3% | 220% |
| Venezuela | 89 | 0.2% | 73 | 0.2% | 22% |
| Other | 531 | 1.1% | 173 | 0.5% | 207% |
| Total | 6,086 | 12.6% | 1,532 | 4.5% | 297.26% |
| Caribbean | | | | | |
| Aruba | 1,332 | 2.8% | 760 | 2.2% | 75% |
| Dom. Rep. | 106 | 0.2% | 75 | 0.2% | 41% |
| Haiti | 31 | 0.1% | 33 | 0.1% | -6% |
| Jamaica | 254 | 0.5% | 73 | 0.2% | 248% |
| Trinidad & Tobago | 505 | 1.0% | 2 | 0.0% | 25,150% |
| Other | 1,049 | 2.2% | 682 | 2.0% | 54% |
| Total | 3,277 | 6.8% | 1,625 | 4.7% | 101.66% |
| Europe | | | | | |
| Austria | 84 | 0.2% | 44 | 0.1% | 91% |
| Belgium | 1,235 | 2.6% | 776 | 2.3% | 59% |
| Denmark | 80 | 0.2% | 25 | 0.1% | 220% |
| France | 152 | 0.3% | 95 | 0.3% | 60% |
| Germany | 974 | 2.0% | 1,034 | 3.0% | -6% |
| Italy | 72 | 0.1% | 46 | 0.1% | 57% |
| Netherlands | 23,489 | 48.7% | 22,254 | 65.0% | 6% |
| Spain | 70 | 0.1% | 60 | 0.2% | 17% |
| Sweden | 40 | 0.1% | 13 | 0.0% | 208% |
| Switzerland | 355 | 0.7% | 143 | 0.4% | 148% |
| United Kingdom | 235 | 0.5% | 203 | 0.6% | 16% |
| Other | 329 | 0.7% | 414 | 1.2% | -21% |
| Total | 27,115 | 56.2% | 25,107 | 73.4% | 8.00% |
| Others | | | | | |
| Not Stated | 957 | 2.0% | 437 | 1.3% | 119% |
| Other | 197 | 0.4% | 248 | 0.7% | -21% |
| Total | 1,154 | 2.4% | 685 | 2.0% | 68.47% |
| Overall | 48,246 | 100.0% | 34,213 | 100.0% | 41% |

| 2022YTD | % Total | 2021YTD | % Total | % Change |
|----------------|---------------|---------------|---------------|-------------|
| 4,079 | 1.5% | 370 | 0.4% | 1,002% |
| 47,544 | 17.2% | 17,318 | 18.9% | 175% |
| 51,623 | 18.7% | 17,688 | 19.3% | 192% |
| 1,399 | 0.5% | 88 | 0.1% | 1,490% |
| 5,296 | 1.9% | 611 | 0.7% | 767% |
| 928 | 0.3% | 25 | 0.0% | 3,612% |
| 15,894 | 5.8% | 2,208 | 2.4% | 620% |
| 1,937 | 0.7% | 181 | 0.2% | 970% |
| 695 | 0.3% | 261 | 0.3% | 166% |
| 2,642 | 1.0% | 170 | 0.2% | 1,454% |
| 1,152 | 0.4% | 162 | 0.2% | 611% |
| 539 | 0.2% | 306 | 0.3% | 76% |
| 3,148 | 1.1% | 647 | 0.7% | 387% |
| 33,630 | 12.2% | 4,659 | 5.1% | 622% |
| 5,845 | 2.1% | 2,119 | 2.3% | 176% |
| 731 | 0.3% | 318 | 0.3% | 130% |
| 313 | 0.1% | 221 | 0.2% | 42% |
| 1,382 | 0.5% | 147 | 0.2% | 840% |
| 1,899 | 0.7% | 21 | 0.0% | 8,943% |
| 5,171 | 1.9% | 1,931 | 2.1% | 168% |
| 15,341 | 5.6% | 4,757 | 5.2% | 222% |
| 417 | 0.2% | 135 | 0.1% | 209% |
| 6,078 | 2.2% | 1,332 | 1.5% | 356% |
| 360 | 0.1% | 77 | 0.1% | 368% |
| 1,096 | 0.4% | 363 | 0.4% | 202% |
| 7,306 | 2.6% | 3,538 | 3.9% | 107% |
| 490 | 0.2% | 178 | 0.2% | 175% |
| 146,038 | 53.0% | 53,337 | 58.1% | 174% |
| 549 | 0.2% | 265 | 0.3% | 107% |
| 284 | 0.1% | 80 | 0.1% | 255% |
| 1,385 | 0.5% | 276 | 0.3% | 402% |
| 1,788 | 0.6% | 725 | 0.8% | 147% |
| 3,015 | 1.1% | 1,685 | 1.8% | 79% |
| 168,806 | 61.2% | 61,991 | 67.5% | 172% |
| 4,604 | 1.7% | 1,738 | 1.9% | 165% |
| 1,795 | 0.7% | 1,021 | 1.1% | 76% |
| 6,399 | 2.3% | 2,759 | 3.0% | 132% |
| 275,799 | 100.0% | 91,854 | 100.0% | 200% |



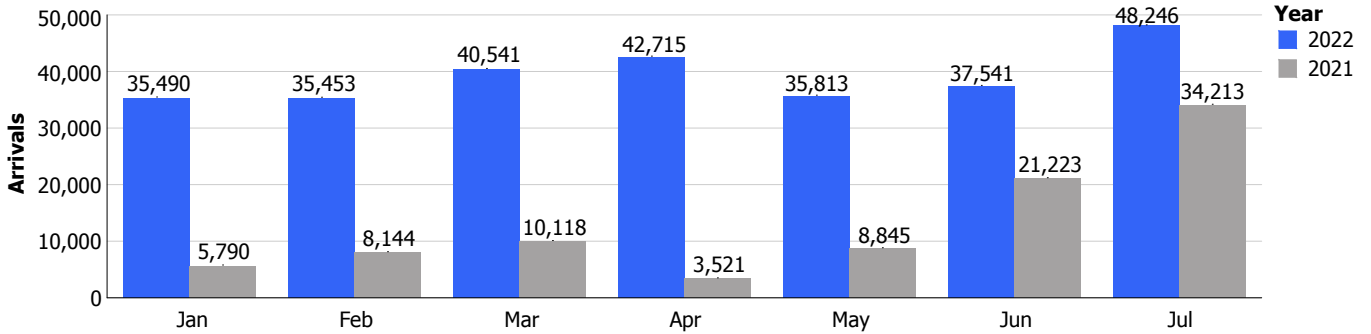
Pietermaai 19, Curaçao, Dutch Caribbean
 Phone: (599-9) 461-8200
 Email: info@curacao.com
 Website: curacao.com

Stayover Visitor Nights (Jul / 2022)

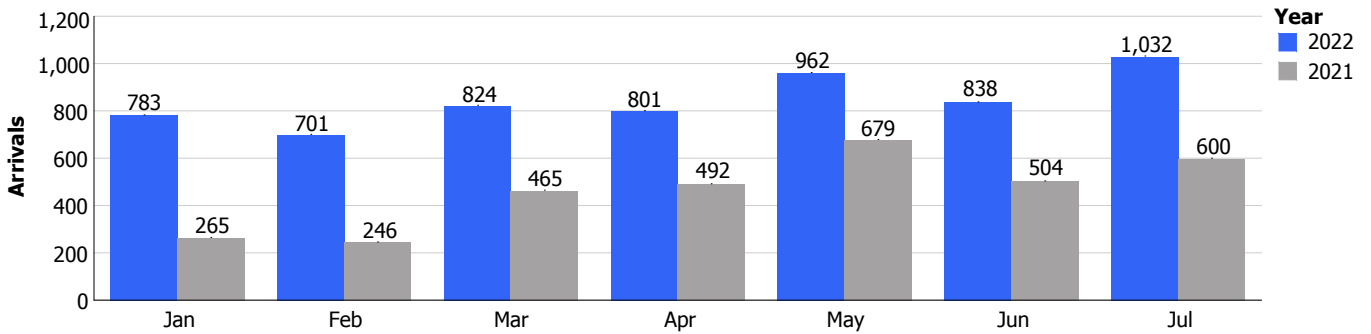
| | Jul/2022 | % Total | Jul/2021 | % Total | % Change |
|----------------------|----------------|---------------|----------------|---------------|-------------|
| North America | | | | | |
| Canada | 4,146 | 0.8% | 798 | 0.2% | 420% |
| United States | 67,942 | 13.6% | 37,820 | 9.4% | 80% |
| Total | 72,088 | 14.4% | 38,618 | 9.6% | 87% |
| South America | | | | | |
| Argentina | 3,705 | 0.7% | 445 | 0.1% | 733% |
| Brazil | 6,707 | 1.3% | 2,561 | 0.6% | 162% |
| Chile | 2,222 | 0.4% | 51 | 0.0% | 4,257% |
| Colombia | 16,230 | 3.2% | 6,174 | 1.5% | 163% |
| Ecuador | 2,189 | 0.4% | 506 | 0.1% | 333% |
| Panama | 631 | 0.1% | 652 | 0.2% | -3% |
| Suriname | 3,381 | 0.7% | 860 | 0.2% | 293% |
| Uruguay | 2,200 | 0.4% | 735 | 0.2% | 199% |
| Venezuela | 971 | 0.2% | 846 | 0.2% | 15% |
| Other | 3,962 | 0.8% | 1,548 | 0.4% | 156% |
| Total | 42,198 | 8.4% | 14,378 | 3.6% | 193% |
| Caribbean | | | | | |
| Aruba | 7,011 | 1.4% | 4,539 | 1.1% | 54% |
| Dom. Rep. | 948 | 0.2% | 880 | 0.2% | 8% |
| Haiti | 260 | 0.1% | 312 | 0.1% | -17% |
| Jamaica | 4,023 | 0.8% | 1,385 | 0.3% | 190% |
| Trinidad & Tobago | 2,656 | 0.5% | 35 | 0.0% | 7,489% |
| Other | 5,656 | 1.1% | 3,435 | 0.9% | 65% |
| Total | 20,554 | 4.1% | 10,586 | 2.6% | 94% |
| Europe | | | | | |
| Austria | 999 | 0.2% | 610 | 0.2% | 64% |
| Belgium | 13,363 | 2.7% | 9,756 | 2.4% | 37% |
| Denmark | 778 | 0.2% | 434 | 0.1% | 79% |
| France | 1,979 | 0.4% | 1,288 | 0.3% | 54% |
| Germany | 12,911 | 2.6% | 15,395 | 3.8% | -16% |
| Italy | 820 | 0.2% | 860 | 0.2% | -5% |
| Netherlands | 316,811 | 63.2% | 295,170 | 73.5% | 7% |
| Spain | 823 | 0.2% | 896 | 0.2% | -8% |
| Sweden | 516 | 0.1% | 121 | 0.0% | 326% |
| Switzerland | 4,020 | 0.8% | 1,765 | 0.4% | 128% |
| United Kingdom | 2,965 | 0.6% | 2,839 | 0.7% | 4% |
| Other | 3,508 | 0.7% | 5,131 | 1.3% | -32% |
| Total | 359,493 | 71.7% | 334,265 | 83.2% | 8% |
| Others | | | | | |
| Not Stated | 5,095 | 1.0% | 1,539 | 0.4% | 231% |
| Other | 1,954 | 0.4% | 2,349 | 0.6% | -17% |
| Total | 7,049 | 1.4% | 3,888 | 1.0% | 81% |
| Overall | 501,382 | 100.0% | 401,735 | 100.0% | 25% |

| 2022YTD | % Total | 2021YTD | % Total | % Change |
|------------------|---------------|------------------|---------------|-------------|
| 48,255 | 1.8% | 7,374 | 0.7% | 554% |
| 317,751 | 11.7% | 132,083 | 12.5% | 141% |
| 366,006 | 13.5% | 139,457 | 13.2% | 162% |
| 11,880 | 0.4% | 1,743 | 0.2% | 582% |
| 36,435 | 1.3% | 5,842 | 0.6% | 524% |
| 7,267 | 0.3% | 384 | 0.0% | 1,792% |
| 100,918 | 3.7% | 27,294 | 2.6% | 270% |
| 8,991 | 0.3% | 1,633 | 0.2% | 451% |
| 3,794 | 0.1% | 2,477 | 0.2% | 53% |
| 23,517 | 0.9% | 1,648 | 0.2% | 1,327% |
| 9,083 | 0.3% | 1,295 | 0.1% | 601% |
| 5,548 | 0.2% | 3,893 | 0.4% | 43% |
| 23,547 | 0.9% | 6,856 | 0.6% | 243% |
| 230,980 | 8.5% | 53,065 | 5.0% | 335% |
| 27,597 | 1.0% | 13,049 | 1.2% | 111% |
| 6,697 | 0.2% | 3,576 | 0.3% | 87% |
| 3,434 | 0.1% | 2,329 | 0.2% | 47% |
| 21,344 | 0.8% | 2,215 | 0.2% | 864% |
| 9,493 | 0.4% | 192 | 0.0% | 4,844% |
| 29,732 | 1.1% | 10,735 | 1.0% | 177% |
| 98,297 | 3.6% | 32,096 | 3.0% | 206% |
| 4,829 | 0.2% | 1,846 | 0.2% | 162% |
| 63,615 | 2.3% | 17,154 | 1.6% | 271% |
| 4,040 | 0.1% | 1,388 | 0.1% | 191% |
| 12,395 | 0.5% | 5,083 | 0.5% | 144% |
| 98,882 | 3.6% | 54,313 | 5.1% | 82% |
| 5,701 | 0.2% | 3,050 | 0.3% | 87% |
| 1,686,663 | 62.2% | 684,336 | 64.8% | 146% |
| 6,657 | 0.2% | 5,008 | 0.5% | 33% |
| 3,802 | 0.1% | 965 | 0.1% | 294% |
| 15,680 | 0.6% | 3,645 | 0.3% | 330% |
| 23,781 | 0.9% | 13,023 | 1.2% | 83% |
| 37,496 | 1.4% | 21,702 | 2.1% | 73% |
| 1,963,541 | 72.4% | 811,513 | 76.9% | 142% |
| 24,817 | 0.9% | 9,822 | 0.9% | 153% |
| 27,544 | 1.0% | 9,854 | 0.9% | 180% |
| 52,361 | 1.9% | 19,676 | 1.9% | 166% |
| 2,711,185 | 100.0% | 1,055,807 | 100.0% | 157% |

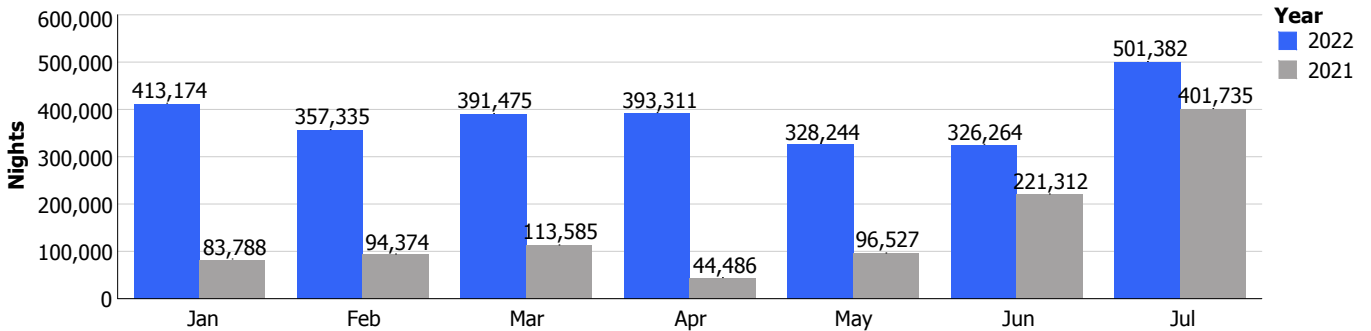
Stay over



Day trippers



Stay over nights



Cruise arrivals

