

Overall Visitor Arrival Performance (Jun / 2022)

Total Stayover Arrivals by Region

Region	Jun/2022	% Total	Jun/2021	% Total	% Change
North America	9,859	26%	4,822	23%	104%
South America	6,206	17%	1,382	7%	349%
Caribbean	2,877	8%	1,002	5%	187%
Europe	17,627	47%	13,541	64%	30%
Others	972	3%	476	2%	104%
Total	37,541	100%	21,223	100%	77%

2022YTD	% Total	2021YTD	% Total	% Change
41,010	18%	12,424	22%	230%
27,543	12%	3,127	5%	781%
12,064	5%	3,132	5%	285%
141,691	62%	36,884	64%	284%
5,245	2%	2,074	4%	153%
227,553	100%	57,641	100%	295%

Total Daytrippers

	Jun/2022	% Total	Jun/2021	% Total	% Change
Day Trippers	838	100%	504	100%	66%

2022YTD	% Total	2021YTD	% Total	% Change
4,909	100%	2,651	100%	85%

Total Nights by Region

Region	Jun/2022	% Total	Jun/2021	% Total	% Change
North America	64,886	19.9%	36,642	16.6%	77%
South America	40,834	12.5%	14,596	6.6%	180%
Caribbean	15,135	4.6%	5,593	2.5%	171%
Europe	200,304	61.4%	161,564	73.0%	24%
Others	5,105	1.6%	2,917	1.3%	75%
Total	326,264	100%	221,312	100%	47%

2022YTD	% Total	2021YTD	% Total	% Change
293,924	13.3%	100,839	15.4%	191%
188,776	8.5%	38,687	5.9%	388%
77,743	3.5%	21,510	3.3%	261%
1,604,048	72.6%	477,248	73.0%	236%
45,312	2.1%	15,788	2.4%	187%
2,209,803	100%	654,072	100%	238%

Total Cruise Arrivals

	Jun/2022	% Total	Jun/2021	% Total	% Change
Cruise Arrivals	29,808	100%	1,586	100%	1,779%
Cruise Calls	9	100%	3	100%	200%

2022YTD	% Total	2021YTD	% Total	% Change
229,869	100%	1,586	100%	14,394%
156	100%	3	100%	5,100%

Total Arrivals

	Jun/2022	% Total	Jun/2021	% Total	% Change
Cruise Arrivals	29,808	44%	1,586	7%	1,779%
Day Trippers	838	1%	504	2%	66%
Stayovers	37,541	55%	21,223	91%	77%
Total	68,187	100%	23,313	100%	192%

2022YTD	% Total	2021YTD	% Total	% Change
229,869	50%	1,586	3%	14,394%
4,909	1%	2,651	4%	85%
227,553	49%	57,641	93%	295%
462,331	100%	61,878	100%	647%

Source

Stayover: Immigration database / CTB
Visitor Nights: Immigration database / CTB
Cruise calls / passengers: CPA



Pietermaai 19, Curaçao, Dutch Caribbean
 Phone: (599-9) 461-8200
 Email: info@curacao.com
 Website: curacao.com

Stayover Visitor Arrival (Jun / 2022)

	Jun/2022	% Total	Jun/2021	% Total	% Change
North America					
Canada	275	0.7%	58	0.3%	374%
United States	9,584	25.5%	4,764	22.4%	101%
Total	9,859	26.3%	4,822	22.7%	104.46%
South America					
Argentina	237	0.6%	14	0.1%	1,593%
Brazil	875	2.3%	206	1.0%	325%
Chile	189	0.5%	2	0.0%	9,350%
Colombia	3,378	9.0%	647	3.0%	422%
Ecuador	220	0.6%	51	0.2%	331%
Panama	123	0.3%	102	0.5%	21%
Suriname	432	1.2%	15	0.1%	2,780%
Uruguay	278	0.7%	68	0.3%	309%
Venezuela	96	0.3%	55	0.3%	75%
Other	378	1.0%	222	1.0%	70%
Total	6,206	16.5%	1,382	6.5%	349.06%
Caribbean					
Aruba	1,033	2.8%	421	2.0%	145%
Dom. Rep.	154	0.4%	48	0.2%	221%
Haiti	52	0.1%	40	0.2%	30%
Jamaica	209	0.6%	12	0.1%	1,642%
Trinidad & Tobago	458	1.2%	4	0.0%	11,350%
Other	971	2.6%	477	2.2%	104%
Total	2,877	7.7%	1,002	4.7%	187.13%
Europe					
Austria	43	0.1%	15	0.1%	187%
Belgium	674	1.8%	272	1.3%	148%
Denmark	33	0.1%	14	0.1%	136%
France	136	0.4%	81	0.4%	68%
Germany	1,099	2.9%	485	2.3%	127%
Italy	63	0.2%	20	0.1%	215%
Netherlands	14,796	39.4%	12,148	57.2%	22%
Spain	71	0.2%	56	0.3%	27%
Sweden	50	0.1%	20	0.1%	150%
Switzerland	130	0.3%	29	0.1%	348%
United Kingdom	196	0.5%	99	0.5%	98%
Other	336	0.9%	302	1.4%	11%
Total	17,627	47.0%	13,541	63.8%	30.18%
Others					
Not Stated	728	1.9%	328	1.5%	122%
Other	244	0.6%	148	0.7%	65%
Total	972	2.6%	476	2.2%	104.20%
Overall	37,541	100.0%	21,223	100.0%	77%

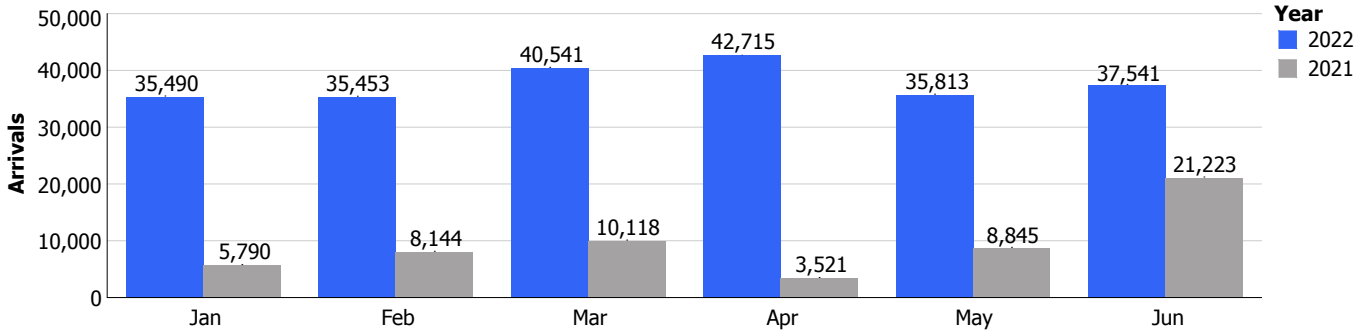
2022YTD	% Total	2021YTD	% Total	% Change
3,672	1.6%	301	0.5%	1,120%
37,338	16.4%	12,123	21.0%	208%
41,010	18.0%	12,424	21.6%	230%
968	0.4%	69	0.1%	1,303%
4,374	1.9%	276	0.5%	1,485%
659	0.3%	20	0.0%	3,195%
13,298	5.8%	1,618	2.8%	722%
1,461	0.6%	98	0.2%	1,391%
561	0.2%	185	0.3%	203%
2,285	1.0%	80	0.1%	2,756%
870	0.4%	74	0.1%	1,076%
450	0.2%	233	0.4%	93%
2,617	1.2%	474	0.8%	452%
27,543	12.1%	3,127	5.4%	781%
4,513	2.0%	1,359	2.4%	232%
625	0.3%	243	0.4%	157%
282	0.1%	188	0.3%	50%
1,128	0.5%	74	0.1%	1,424%
1,394	0.6%	19	0.0%	7,237%
4,122	1.8%	1,249	2.2%	230%
12,064	5.3%	3,132	5.4%	285%
333	0.1%	91	0.2%	266%
4,843	2.1%	556	1.0%	771%
280	0.1%	52	0.1%	438%
944	0.4%	268	0.5%	252%
6,332	2.8%	2,504	4.3%	153%
418	0.2%	132	0.2%	217%
122,549	53.9%	31,083	53.9%	294%
479	0.2%	205	0.4%	134%
244	0.1%	67	0.1%	264%
1,030	0.5%	133	0.2%	674%
1,553	0.7%	522	0.9%	198%
2,686	1.2%	1,271	2.2%	111%
141,691	62.3%	36,884	64.0%	284%
3,647	1.6%	1,301	2.3%	180%
1,598	0.7%	773	1.3%	107%
5,245	2.3%	2,074	3.6%	153%
227,553	100.0%	57,641	100.0%	295%

Stayover Visitor Nights (Jun / 2022)

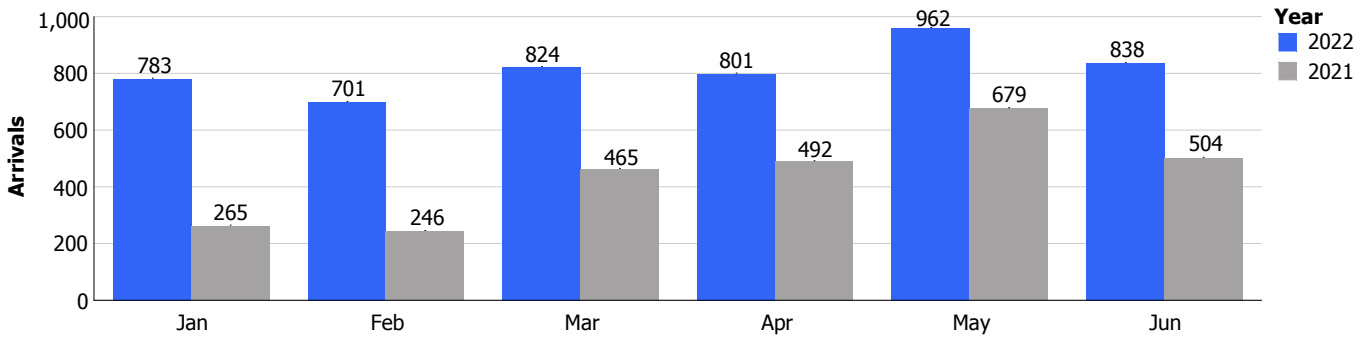
	Jun/2022	% Total	Jun/2021	% Total	% Change
North America					
Canada	2,544	0.8%	978	0.4%	160%
United States	62,342	19.1%	35,664	16.1%	75%
Total	64,886	19.9%	36,642	16.6%	77%
South America					
Argentina	2,013	0.6%	381	0.2%	428%
Brazil	5,727	1.8%	1,918	0.9%	199%
Chile	1,419	0.4%	25	0.0%	5,576%
Colombia	20,910	6.4%	7,448	3.4%	181%
Ecuador	894	0.3%	424	0.2%	111%
Panama	702	0.2%	519	0.2%	35%
Suriname	3,485	1.1%	189	0.1%	1,744%
Uruguay	2,278	0.7%	535	0.2%	326%
Venezuela	940	0.3%	723	0.3%	30%
Other	2,466	0.8%	2,434	1.1%	1%
Total	40,834	12.5%	14,596	6.6%	180%
Caribbean					
Aruba	4,615	1.4%	1,742	0.8%	165%
Dom. Rep.	1,107	0.3%	405	0.2%	173%
Haiti	550	0.2%	615	0.3%	-11%
Jamaica	2,145	0.7%	42	0.0%	5,007%
Trinidad & Tobago	1,997	0.6%	93	0.0%	2,047%
Other	4,721	1.4%	2,696	1.2%	75%
Total	15,135	4.6%	5,593	2.5%	171%
Europe					
Austria	486	0.1%	216	0.1%	125%
Belgium	6,945	2.1%	3,535	1.6%	96%
Denmark	343	0.1%	287	0.1%	20%
France	1,303	0.4%	973	0.4%	34%
Germany	14,451	4.4%	7,510	3.4%	92%
Italy	648	0.2%	283	0.1%	129%
Netherlands	167,521	51.3%	141,021	63.7%	19%
Spain	794	0.2%	1,029	0.5%	-23%
Sweden	795	0.2%	357	0.2%	123%
Switzerland	1,685	0.5%	366	0.2%	360%
United Kingdom	1,871	0.6%	1,623	0.7%	15%
Other	3,462	1.1%	4,364	2.0%	-21%
Total	200,304	61.4%	161,564	73.0%	24%
Others					
Not Stated	3,137	1.0%	1,576	0.7%	99%
Other	1,968	0.6%	1,341	0.6%	47%
Total	5,105	1.6%	2,917	1.3%	75%
Overall	326,264	100.0%	221,312	100.0%	47%

2022YTD	% Total	2021YTD	% Total	% Change
44,109	2.0%	6,576	1.0%	571%
249,815	11.3%	94,263	14.4%	165%
293,924	13.3%	100,839	15.4%	191%
8,169	0.4%	1,298	0.2%	529%
29,728	1.3%	3,281	0.5%	806%
5,045	0.2%	333	0.1%	1,415%
84,688	3.8%	21,120	3.2%	301%
6,802	0.3%	1,127	0.2%	504%
3,163	0.1%	1,825	0.3%	73%
20,136	0.9%	788	0.1%	2,455%
6,883	0.3%	560	0.1%	1,129%
4,577	0.2%	3,047	0.5%	50%
19,585	0.9%	5,308	0.8%	269%
188,776	8.5%	38,687	5.9%	388%
20,586	0.9%	8,510	1.3%	142%
5,749	0.3%	2,696	0.4%	113%
3,174	0.1%	2,017	0.3%	57%
17,321	0.8%	830	0.1%	1,987%
6,837	0.3%	157	0.0%	4,255%
24,076	1.1%	7,300	1.1%	230%
77,743	3.5%	21,510	3.3%	261%
3,830	0.2%	1,236	0.2%	210%
50,252	2.3%	7,398	1.1%	579%
3,262	0.1%	954	0.1%	242%
10,416	0.5%	3,795	0.6%	174%
85,971	3.9%	38,918	6.0%	121%
4,881	0.2%	2,190	0.3%	123%
1,369,852	62.0%	389,166	59.5%	252%
5,834	0.3%	4,112	0.6%	42%
3,286	0.1%	844	0.1%	289%
11,660	0.5%	1,880	0.3%	520%
20,816	0.9%	10,184	1.6%	104%
33,988	1.5%	16,571	2.5%	105%
1,604,048	72.6%	477,248	73.0%	236%
19,722	0.9%	8,283	1.3%	138%
25,590	1.2%	7,505	1.1%	241%
45,312	2.1%	15,788	2.4%	187%
2,209,803	100.0%	654,072	100.0%	238%

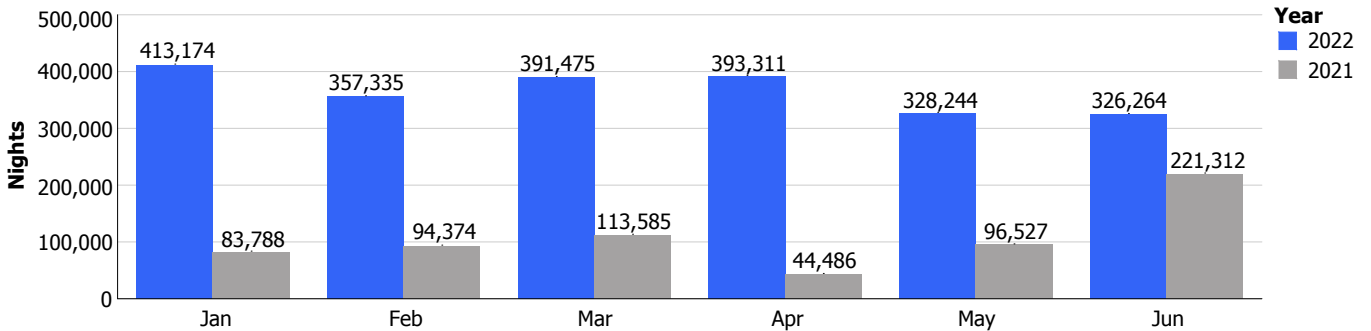
Stay over



Day trippers



Stay over nights



Cruise arrivals

