

## Overall Visitor Arrival Performance (Apr / 2022)

### Total Stayover Arrivals by Region

Region	Apr/2022	% Total	Apr/2021	% Total	% Change
North America	7,385	17%	1,243	35%	494%
South America	5,735	13%	238	7%	2,310%
Caribbean	2,543	6%	211	6%	1,105%
Europe	25,995	61%	1,617	46%	1,508%
Others	1,057	2%	212	6%	399%
<b>Total</b>	<b>42,715</b>	<b>100%</b>	<b>3,521</b>	<b>100%</b>	<b>1,113%</b>

2022YTD	% Total	2021YTD	% Total	% Change
26,037	17%	5,332	19%	388%
16,010	10%	1,394	5%	1,048%
6,447	4%	1,660	6%	288%
102,434	66%	17,898	65%	472%
3,269	2%	1,289	5%	154%
<b>154,197</b>	<b>100%</b>	<b>27,573</b>	<b>100%</b>	<b>459%</b>

### Total Daytrippers

	Apr/2022	% Total	Apr/2021	% Total	% Change
Day Trippers	801	100%	492	100%	63%

2022YTD	% Total	2021YTD	% Total	% Change
3,111	100%	1,468	100%	112%

### Total Nights by Region

Region	Apr/2022	% Total	Apr/2021	% Total	% Change
North America	49,382	12.6%	9,149	20.6%	440%
South America	38,339	9.7%	3,556	8.0%	978%
Caribbean	15,385	3.9%	2,277	5.1%	576%
Europe	281,895	71.7%	27,983	62.9%	907%
Others	8,328	2.1%	1,521	3.4%	448%
<b>Total</b>	<b>393,329</b>	<b>100%</b>	<b>44,486</b>	<b>100%</b>	<b>784%</b>

2022YTD	% Total	2021YTD	% Total	% Change
195,063	12.5%	49,058	14.6%	298%
113,462	7.3%	18,282	5.4%	521%
41,173	2.6%	12,561	3.7%	228%
1,171,800	75.3%	245,636	73.1%	377%
33,801	2.2%	10,696	3.2%	216%
<b>1,555,299</b>	<b>100%</b>	<b>336,233</b>	<b>100%</b>	<b>363%</b>

### Total Cruise Arrivals

	Apr/2022	% Total	Apr/2021	% Total	% Change
Cruise Arrivals	27,886	100%	0		
Cruise Calls	21	100%	0		

2022YTD	% Total	2021YTD	% Total	% Change
171,699	100%	0		
139	100%	0		

### Total Arrivals

	Apr/2022	% Total	Apr/2021	% Total	% Change
Cruise Arrivals	27,886	39%	0	0%	
Day Trippers	801	1%	492	12%	63%
Stayovers	42,715	60%	3,521	88%	1,113%
<b>Total</b>	<b>71,402</b>	<b>100%</b>	<b>4,013</b>	<b>100%</b>	<b>1,679%</b>

2022YTD	% Total	2021YTD	% Total	% Change
171,699	52%	0	0%	
3,111	1%	1,468	5%	112%
154,197	47%	27,573	95%	459%
<b>329,007</b>	<b>100%</b>	<b>29,041</b>	<b>100%</b>	<b>1,033%</b>

### Source

**Stayover:** Immigration database / CTB  
**Visitor Nights:** Immigration database / CTB  
**Cruise calls / passengers:** CPA



Pietermaai 19, Curaçao, Dutch Caribbean  
 Phone: (599-9) 461-8200  
 Email: info@curacao.com  
 Website: curacao.com

### Stayover Visitor Arrival (Apr / 2022)

	Apr/2022	% Total	Apr/2021	% Total	% Change
<b>North America</b>					
Canada	774	1.8%	21	0.6%	3,586%
United States	6,611	15.5%	1,222	34.7%	441%
<b>Total</b>	<b>7,385</b>	<b>17.3%</b>	<b>1,243</b>	<b>35.3%</b>	<b>494.13%</b>
<b>South America</b>					
Argentina	113	0.3%	12	0.3%	842%
Brazil	816	1.9%	10	0.3%	8,060%
Chile	100	0.2%	0	0.0%	
Colombia	2,782	6.5%	142	4.0%	1,859%
Ecuador	410	1.0%	9	0.3%	4,456%
Panama	101	0.2%	12	0.3%	742%
Suriname	672	1.6%	14	0.4%	4,700%
Uruguay	97	0.2%	0	0.0%	
Venezuela	57	0.1%	23	0.7%	148%
Other	587	1.4%	16	0.5%	3,569%
<b>Total</b>	<b>5,735</b>	<b>13.4%</b>	<b>238</b>	<b>6.8%</b>	<b>2,309.66%</b>
<b>Caribbean</b>					
Aruba	932	2.2%	81	2.3%	1,051%
Dom. Rep.	117	0.3%	32	0.9%	266%
Haiti	31	0.1%	27	0.8%	15%
Jamaica	227	0.5%	10	0.3%	2,170%
Trinidad & Tobago	425	1.0%	9	0.3%	4,622%
Other	811	1.9%	52	1.5%	1,460%
<b>Total</b>	<b>2,543</b>	<b>6.0%</b>	<b>211</b>	<b>6.0%</b>	<b>1,105.21%</b>
<b>Europe</b>					
Austria	52	0.1%	2	0.1%	2,500%
Belgium	1,430	3.3%	42	1.2%	3,305%
Denmark	103	0.2%	4	0.1%	2,475%
France	216	0.5%	16	0.5%	1,250%
Germany	1,298	3.0%	108	3.1%	1,102%
Italy	92	0.2%	14	0.4%	557%
Netherlands	21,379	50.1%	1,134	32.2%	1,785%
Spain	90	0.2%	32	0.9%	181%
Sweden	56	0.1%	9	0.3%	522%
Switzerland	278	0.7%	16	0.5%	1,638%
United Kingdom	358	0.8%	112	3.2%	220%
Other	643	1.5%	128	3.6%	402%
<b>Total</b>	<b>25,995</b>	<b>60.9%</b>	<b>1,617</b>	<b>45.9%</b>	<b>1,507.61%</b>
<b>Others</b>					
Not Stated	759	1.8%	96	2.7%	691%
Other	298	0.7%	116	3.3%	157%
<b>Total</b>	<b>1,057</b>	<b>2.5%</b>	<b>212</b>	<b>6.0%</b>	<b>398.58%</b>
<b>Overall</b>	<b>42,715</b>	<b>100.0%</b>	<b>3,521</b>	<b>100.0%</b>	<b>1,113%</b>

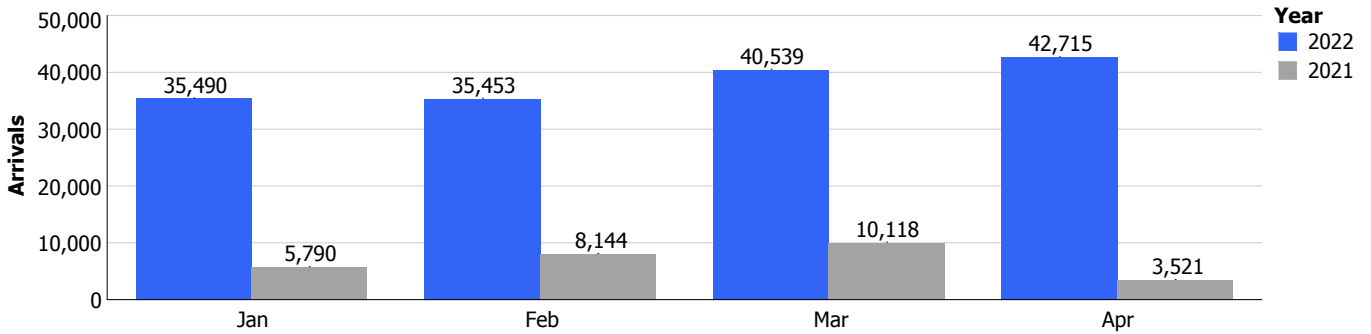
2022YTD	% Total	2021YTD	% Total	% Change
3,045	2.0%	207	0.8%	1,371%
22,992	14.9%	5,125	18.6%	349%
<b>26,037</b>	<b>16.9%</b>	<b>5,332</b>	<b>19.3%</b>	<b>388%</b>
537	0.3%	50	0.2%	974%
2,759	1.8%	61	0.2%	4,423%
279	0.2%	18	0.1%	1,450%
7,623	4.9%	762	2.8%	900%
859	0.6%	29	0.1%	2,862%
349	0.2%	64	0.2%	445%
1,327	0.9%	62	0.2%	2,040%
435	0.3%	5	0.0%	8,600%
251	0.2%	123	0.4%	104%
1,591	1.0%	220	0.8%	623%
<b>16,010</b>	<b>10.4%</b>	<b>1,394</b>	<b>5.1%</b>	<b>1,048%</b>
2,551	1.7%	738	2.7%	246%
341	0.2%	155	0.6%	120%
175	0.1%	103	0.4%	70%
517	0.3%	56	0.2%	823%
575	0.4%	14	0.1%	4,007%
2,288	1.5%	594	2.2%	285%
<b>6,447</b>	<b>4.2%</b>	<b>1,660</b>	<b>6.0%</b>	<b>288%</b>
232	0.2%	70	0.3%	231%
3,510	2.3%	210	0.8%	1,571%
240	0.2%	26	0.1%	823%
695	0.5%	148	0.5%	370%
4,294	2.8%	1,797	6.5%	139%
280	0.2%	99	0.4%	183%
88,885	57.6%	14,138	51.3%	529%
328	0.2%	126	0.5%	160%
172	0.1%	33	0.1%	421%
697	0.5%	92	0.3%	658%
1,090	0.7%	354	1.3%	208%
2,011	1.3%	805	2.9%	150%
<b>102,434</b>	<b>66.4%</b>	<b>17,898</b>	<b>64.9%</b>	<b>472%</b>
2,214	1.4%	789	2.9%	181%
1,055	0.7%	500	1.8%	111%
<b>3,269</b>	<b>2.1%</b>	<b>1,289</b>	<b>4.7%</b>	<b>154%</b>
<b>154,197</b>	<b>100.0%</b>	<b>27,573</b>	<b>100.0%</b>	<b>459%</b>

### Stayover Visitor Nights (Apr / 2022)

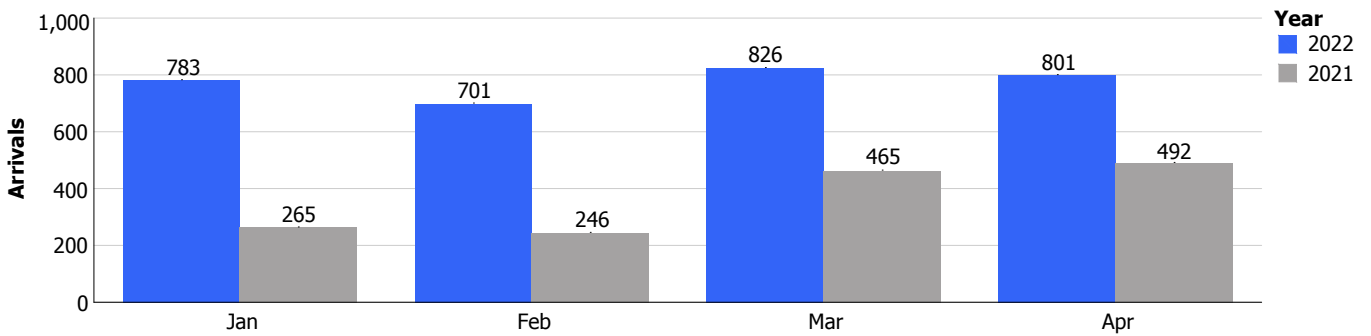
	Apr/2022	% Total	Apr/2021	% Total	% Change
<b>North America</b>					
Canada	7,273	1.8%	222	0.5%	3,176%
United States	42,109	10.7%	8,927	20.1%	372%
<b>Total</b>	<b>49,382</b>	<b>12.6%</b>	<b>9,149</b>	<b>20.6%</b>	<b>440%</b>
<b>South America</b>					
Argentina	987	0.3%	440	1.0%	124%
Brazil	5,110	1.3%	301	0.7%	1,598%
Chile	893	0.2%	0	0.0%	
Colombia	17,333	4.4%	1,734	3.9%	900%
Ecuador	1,793	0.5%	200	0.4%	796%
Panama	441	0.1%	108	0.2%	308%
Suriname	6,220	1.6%	203	0.5%	2,964%
Uruguay	750	0.2%	0	0.0%	
Venezuela	584	0.1%	404	0.9%	45%
Other	4,228	1.1%	166	0.4%	2,447%
<b>Total</b>	<b>38,339</b>	<b>9.7%</b>	<b>3,556</b>	<b>8.0%</b>	<b>978%</b>
<b>Caribbean</b>					
Aruba	4,677	1.2%	834	1.9%	461%
Dom. Rep.	830	0.2%	358	0.8%	132%
Haiti	300	0.1%	248	0.6%	21%
Jamaica	3,048	0.8%	450	1.0%	577%
Trinidad & Tobago	1,933	0.5%	8	0.0%	24,062%
Other	4,597	1.2%	379	0.9%	1,113%
<b>Total</b>	<b>15,385</b>	<b>3.9%</b>	<b>2,277</b>	<b>5.1%</b>	<b>576%</b>
<b>Europe</b>					
Austria	520	0.1%	22	0.0%	2,264%
Belgium	13,441	3.4%	425	1.0%	3,063%
Denmark	1,073	0.3%	92	0.2%	1,066%
France	2,169	0.6%	276	0.6%	686%
Germany	15,817	4.0%	2,585	5.8%	512%
Italy	940	0.2%	136	0.3%	591%
Netherlands	233,831	59.4%	18,603	41.8%	1,157%
Spain	713	0.2%	885	2.0%	-19%
Sweden	542	0.1%	69	0.2%	686%
Switzerland	3,018	0.8%	159	0.4%	1,798%
United Kingdom	4,005	1.0%	3,192	7.2%	25%
Other	5,826	1.5%	1,539	3.5%	279%
<b>Total</b>	<b>281,895</b>	<b>71.7%</b>	<b>27,983</b>	<b>62.9%</b>	<b>907%</b>
<b>Others</b>					
Not Stated	4,063	1.0%	452	1.0%	799%
Other	4,265	1.1%	1,069	2.4%	299%
<b>Total</b>	<b>8,328</b>	<b>2.1%</b>	<b>1,521</b>	<b>3.4%</b>	<b>448%</b>
<b>Overall</b>	<b>393,329</b>	<b>100.0%</b>	<b>44,486</b>	<b>100.0%</b>	<b>784%</b>

2022YTD	% Total	2021YTD	% Total	% Change
37,937	2.4%	5,104	1.5%	643%
157,126	10.1%	43,954	13.1%	257%
<b>195,063</b>	<b>12.5%</b>	<b>49,058</b>	<b>14.6%</b>	<b>298%</b>
4,588	0.3%	869	0.3%	428%
18,815	1.2%	1,225	0.4%	1,436%
2,285	0.1%	308	0.1%	642%
51,003	3.3%	9,699	2.9%	426%
4,127	0.3%	468	0.1%	782%
1,765	0.1%	1,103	0.3%	60%
12,076	0.8%	572	0.2%	2,011%
3,444	0.2%	23	0.0%	14,874%
2,642	0.2%	1,391	0.4%	90%
12,717	0.8%	2,624	0.8%	385%
<b>113,462</b>	<b>7.3%</b>	<b>18,282</b>	<b>5.4%</b>	<b>521%</b>
12,411	0.8%	5,426	1.6%	129%
3,024	0.2%	1,883	0.6%	61%
2,009	0.1%	1,010	0.3%	99%
7,209	0.5%	771	0.2%	835%
2,951	0.2%	63	0.0%	4,584%
13,569	0.9%	3,408	1.0%	298%
<b>41,173</b>	<b>2.6%</b>	<b>12,561</b>	<b>3.7%</b>	<b>228%</b>
2,703	0.2%	967	0.3%	180%
36,466	2.3%	3,107	0.9%	1,074%
2,843	0.2%	397	0.1%	616%
7,793	0.5%	2,365	0.7%	230%
60,006	3.9%	28,061	8.3%	114%
3,462	0.2%	1,628	0.5%	113%
1,000,599	64.3%	187,459	55.8%	434%
4,196	0.3%	2,762	0.8%	52%
2,282	0.1%	335	0.1%	581%
8,115	0.5%	1,420	0.4%	471%
16,226	1.0%	7,270	2.2%	123%
27,109	1.7%	9,865	2.9%	175%
<b>1,171,800</b>	<b>75.3%</b>	<b>245,636</b>	<b>73.1%</b>	<b>377%</b>
12,803	0.8%	5,887	1.8%	117%
20,998	1.4%	4,809	1.4%	337%
<b>33,801</b>	<b>2.2%</b>	<b>10,696</b>	<b>3.2%</b>	<b>216%</b>
<b>1,555,299</b>	<b>100.0%</b>	<b>336,233</b>	<b>100.0%</b>	<b>363%</b>

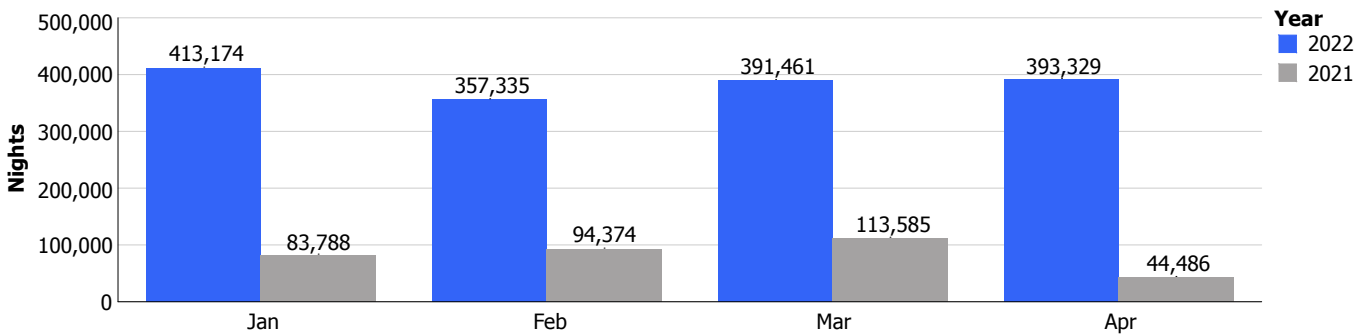
### Stay over



### Day trippers



### Stay over nights



### Cruise arrivals

