

Overall Visitor Arrival Performance (Mar / 2022)

Total Stayover Arrivals by Region

Region	Mar/2022	% Total	Mar/2021	% Total	% Change
North America	8,335	21%	2,107	21%	296%
South America	3,784	9%	535	5%	607%
Caribbean	1,818	4%	544	5%	234%
Europe	25,763	64%	6,435	64%	300%
Others	839	2%	497	5%	69%
Total	40,539	100%	10,118	100%	301%

2022YTD	% Total	2021YTD	% Total	% Change
18,652	17%	4,089	17%	356%
10,274	9%	1,156	5%	789%
3,904	4%	1,449	6%	169%
76,439	69%	16,281	68%	369%
2,212	2%	1,077	4%	105%
111,481	100%	24,052	100%	363%

Total Daytrippers

	Mar/2022	% Total	Mar/2021	% Total	% Change
Day Trippers	826	100%	465	100%	78%

2022YTD	% Total	2021YTD	% Total	% Change
2,311	100%	976	100%	137%

Total Nights by Region

Region	Mar/2022	% Total	Mar/2021	% Total	% Change
North America	57,297	14.6%	18,233	16.1%	214%
South America	25,898	6.6%	5,753	5.1%	350%
Caribbean	11,508	2.9%	3,566	3.1%	223%
Europe	289,963	74.1%	82,363	72.5%	252%
Others	6,795	1.7%	3,670	3.2%	85%
Total	391,461	100%	113,585	100%	245%

2022YTD	% Total	2021YTD	% Total	% Change
145,681	12.5%	39,909	13.7%	265%
75,039	6.5%	14,726	5.0%	410%
25,788	2.2%	10,284	3.5%	151%
889,905	76.6%	217,653	74.6%	309%
25,473	2.2%	9,175	3.1%	178%
1,161,886	100%	291,747	100%	298%

Total Cruise Arrivals

	Mar/2022	% Total	Mar/2021	% Total	% Change
Cruise Arrivals	60,237	100%	0		
Cruise Calls	39	100%	0		

2022YTD	% Total	2021YTD	% Total	% Change
143,813	100%	0		
118	100%	0		

Total Arrivals

	Mar/2022	% Total	Mar/2021	% Total	% Change
Cruise Arrivals	60,237	59%	0	0%	
Day Trippers	826	1%	465	4%	78%
Stayovers	40,539	40%	10,118	96%	301%
Total	101,602	100%	10,583	100%	860%

2022YTD	% Total	2021YTD	% Total	% Change
143,813	56%	0	0%	
2,311	1%	976	4%	137%
111,481	43%	24,052	96%	363%
257,605	100%	25,028	100%	929%

Source

Stayover: Immigration database / CTB
Visitor Nights: Immigration database / CTB
Cruise calls / passengers: CPA

Stayover Visitor Arrival (Mar / 2022)

	Mar/2022	% Total	Mar/2021	% Total	% Change
North America					
Canada	906	2.2%	38	0.4%	2,284%
United States	7,429	18.3%	2,069	20.4%	259%
Total	8,335	20.6%	2,107	20.8%	295.59%
South America					
Argentina	162	0.4%	12	0.1%	1,250%
Brazil	747	1.8%	13	0.1%	5,646%
Chile	43	0.1%	2	0.0%	2,050%
Colombia	1,749	4.3%	278	2.7%	529%
Ecuador	233	0.6%	7	0.1%	3,229%
Panama	101	0.2%	22	0.2%	359%
Suriname	268	0.7%	34	0.3%	688%
Uruguay	91	0.2%	1	0.0%	9,000%
Venezuela	79	0.2%	32	0.3%	147%
Other	311	0.8%	134	1.3%	132%
Total	3,784	9.3%	535	5.3%	607.29%
Caribbean					
Aruba	737	1.8%	223	2.2%	230%
Dom. Rep.	92	0.2%	61	0.6%	51%
Haiti	52	0.1%	37	0.4%	41%
Jamaica	115	0.3%	21	0.2%	448%
Trinidad & Tobago	103	0.3%	2	0.0%	5,050%
Other	719	1.8%	200	2.0%	260%
Total	1,818	4.5%	544	5.4%	234.19%
Europe					
Austria	44	0.1%	22	0.2%	100%
Belgium	825	2.0%	41	0.4%	1,912%
Denmark	17	0.0%	7	0.1%	143%
France	179	0.4%	47	0.5%	281%
Germany	1,352	3.3%	1,126	11.1%	20%
Italy	68	0.2%	49	0.5%	39%
Netherlands	22,252	54.9%	4,654	46.0%	378%
Spain	76	0.2%	48	0.5%	58%
Sweden	41	0.1%	8	0.1%	412%
Switzerland	184	0.5%	33	0.3%	458%
United Kingdom	272	0.7%	116	1.1%	134%
Other	453	1.1%	284	2.8%	60%
Total	25,763	63.6%	6,435	63.6%	300.36%
Others					
Not Stated	589	1.5%	343	3.4%	72%
Other	250	0.6%	154	1.5%	62%
Total	839	2.1%	497	4.9%	68.81%
Overall	40,539	100.0%	10,118	100.0%	301%

2022YTD	% Total	2021YTD	% Total	% Change
2,271	2.0%	186	0.8%	1,121%
16,381	14.7%	3,903	16.2%	320%
18,652	16.7%	4,089	17.0%	356%
424	0.4%	38	0.2%	1,016%
1,943	1.7%	51	0.2%	3,710%
179	0.2%	18	0.1%	894%
4,841	4.3%	620	2.6%	681%
449	0.4%	20	0.1%	2,145%
248	0.2%	52	0.2%	377%
655	0.6%	48	0.2%	1,265%
338	0.3%	5	0.0%	6,660%
194	0.2%	100	0.4%	94%
1,003	0.9%	204	0.8%	392%
10,274	9.2%	1,156	4.8%	789%
1,619	1.5%	657	2.7%	146%
224	0.2%	123	0.5%	82%
144	0.1%	76	0.3%	89%
290	0.3%	46	0.2%	530%
150	0.1%	5	0.0%	2,900%
1,477	1.3%	542	2.3%	173%
3,904	3.5%	1,449	6.0%	169%
180	0.2%	68	0.3%	165%
2,080	1.9%	168	0.7%	1,138%
137	0.1%	22	0.1%	523%
479	0.4%	132	0.5%	263%
2,996	2.7%	1,689	7.0%	77%
188	0.2%	85	0.4%	121%
67,506	60.6%	13,004	54.1%	419%
238	0.2%	94	0.4%	153%
116	0.1%	24	0.1%	383%
419	0.4%	76	0.3%	451%
732	0.7%	242	1.0%	202%
1,368	1.2%	677	2.8%	102%
76,439	68.6%	16,281	67.7%	369%
1,455	1.3%	693	2.9%	110%
757	0.7%	384	1.6%	97%
2,212	2.0%	1,077	4.5%	105%
111,481	100.0%	24,052	100.0%	363%



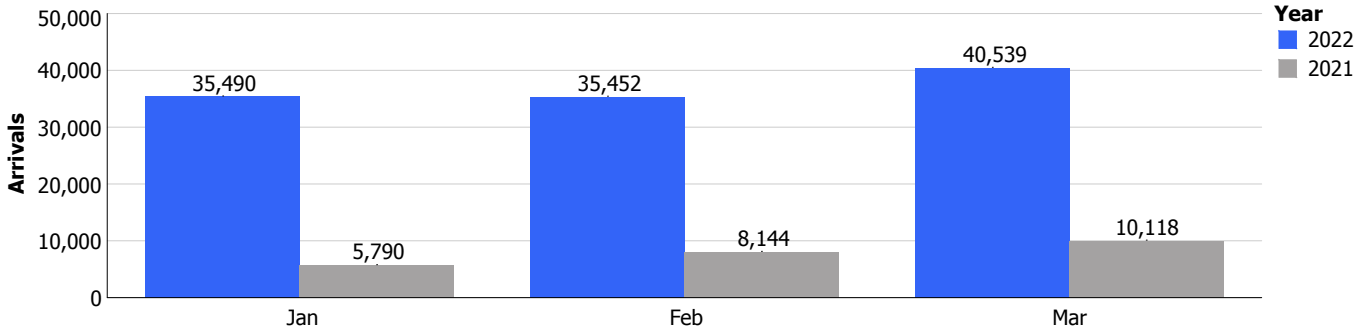
Pietermaai 19, Curaçao, Dutch Caribbean
 Phone: (599-9) 461-8200
 Email: info@curacao.com
 Website: curacao.com

Stayover Visitor Nights (Mar / 2022)

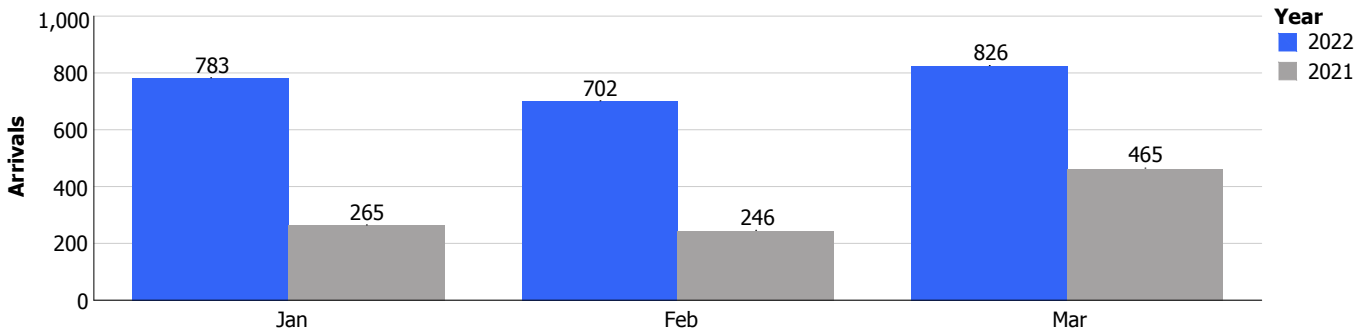
	Mar/2022	% Total	Mar/2021	% Total	% Change
North America					
Canada	9,407	2.4%	751	0.7%	1,153%
United States	47,890	12.2%	17,482	15.4%	174%
Total	57,297	14.6%	18,233	16.1%	214%
South America					
Argentina	1,197	0.3%	158	0.1%	658%
Brazil	4,907	1.3%	267	0.2%	1,738%
Chile	294	0.1%	16	0.0%	1,738%
Colombia	12,112	3.1%	3,464	3.0%	250%
Ecuador	1,216	0.3%	86	0.1%	1,314%
Panama	442	0.1%	471	0.4%	-6%
Suriname	2,247	0.6%	203	0.2%	1,007%
Uruguay	701	0.2%	10	0.0%	6,910%
Venezuela	721	0.2%	181	0.2%	298%
Other	2,061	0.5%	897	0.8%	130%
Total	25,898	6.6%	5,753	5.1%	350%
Caribbean					
Aruba	3,503	0.9%	1,200	1.1%	192%
Dom. Rep.	777	0.2%	696	0.6%	12%
Haiti	622	0.2%	416	0.4%	50%
Jamaica	1,825	0.5%	115	0.1%	1,487%
Trinidad & Tobago	509	0.1%	17	0.0%	2,894%
Other	4,272	1.1%	1,122	1.0%	281%
Total	11,508	2.9%	3,566	3.1%	223%
Europe					
Austria	610	0.2%	302	0.3%	102%
Belgium	9,000	2.3%	720	0.6%	1,150%
Denmark	173	0.0%	136	0.1%	27%
France	1,787	0.5%	878	0.8%	104%
Germany	18,241	4.7%	14,945	13.2%	22%
Italy	662	0.2%	939	0.8%	-29%
Netherlands	245,995	62.8%	58,142	51.2%	323%
Spain	672	0.2%	1,045	0.9%	-36%
Sweden	580	0.1%	101	0.1%	474%
Switzerland	1,854	0.5%	445	0.4%	317%
United Kingdom	4,179	1.1%	1,494	1.3%	180%
Other	6,210	1.6%	3,216	2.8%	93%
Total	289,963	74.1%	82,363	72.5%	252%
Others					
Not Stated	2,862	0.7%	2,615	2.3%	9%
Other	3,933	1.0%	1,055	0.9%	273%
Total	6,795	1.7%	3,670	3.2%	85%
Overall	391,461	100.0%	113,585	100.0%	245%

2022YTD	% Total	2021YTD	% Total	% Change
30,664	2.6%	4,882	1.7%	528%
115,017	9.9%	35,027	12.0%	228%
145,681	12.5%	39,909	13.7%	265%
3,601	0.3%	429	0.1%	739%
13,705	1.2%	924	0.3%	1,383%
1,392	0.1%	308	0.1%	352%
33,670	2.9%	7,965	2.7%	323%
2,334	0.2%	268	0.1%	771%
1,324	0.1%	995	0.3%	33%
5,856	0.5%	369	0.1%	1,487%
2,694	0.2%	23	0.0%	11,613%
2,058	0.2%	987	0.3%	109%
8,405	0.7%	2,458	0.8%	242%
75,039	6.5%	14,726	5.0%	410%
7,734	0.7%	4,592	1.6%	68%
2,194	0.2%	1,525	0.5%	44%
1,709	0.1%	762	0.3%	124%
4,161	0.4%	321	0.1%	1,196%
1,018	0.1%	55	0.0%	1,751%
8,972	0.8%	3,029	1.0%	196%
25,788	2.2%	10,284	3.5%	151%
2,183	0.2%	945	0.3%	131%
23,025	2.0%	2,682	0.9%	759%
1,770	0.2%	305	0.1%	480%
5,624	0.5%	2,089	0.7%	169%
44,189	3.8%	25,476	8.7%	73%
2,522	0.2%	1,492	0.5%	69%
766,768	66.0%	168,856	57.9%	354%
3,483	0.3%	1,877	0.6%	86%
1,740	0.1%	266	0.1%	554%
5,097	0.4%	1,261	0.4%	304%
12,221	1.1%	4,078	1.4%	200%
21,283	1.8%	8,326	2.9%	156%
889,905	76.6%	217,653	74.6%	309%
8,740	0.8%	5,435	1.9%	61%
16,733	1.4%	3,740	1.3%	347%
25,473	2.2%	9,175	3.1%	178%
1,161,886	100.0%	291,747	100.0%	298%

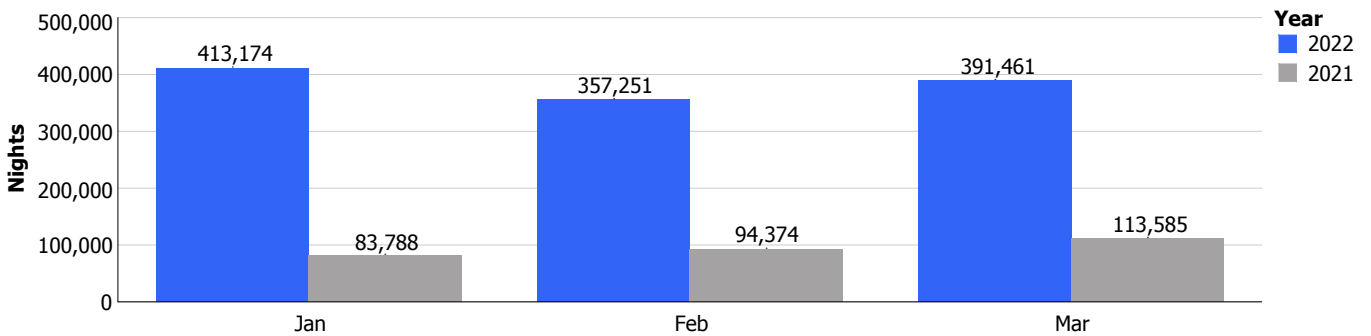
Stay over



Day trippers



Stay over nights



Cruise arrivals

