

Overall Visitor Arrival Performance (Feb / 2022)

Total Stayover Arrivals by Region

Region	Feb/2022	% Total	Feb/2021	% Total	% Change
North America	6,085	17%	1,122	14%	442%
South America	2,980	8%	279	3%	968%
Caribbean	1,194	3%	449	6%	166%
Europe	24,493	69%	6,010	74%	308%
Others	699	2%	284	3%	146%
Total	35,451	100%	8,144	100%	335%

2022YTD	% Total	2021YTD	% Total	% Change
10,316	15%	1,982	14%	420%
6,496	9%	621	4%	946%
2,061	3%	905	6%	128%
50,676	71%	9,846	71%	415%
1,391	2%	580	4%	140%
70,940	100%	13,934	100%	409%

Total Daytrippers

	Feb/2022	% Total	Feb/2021	% Total	% Change
Day Trippers	703	100%	246	100%	186%

2022YTD	% Total	2021YTD	% Total	% Change
1,486	100%	511	100%	191%

Total Nights by Region

Region	Feb/2022	% Total	Feb/2021	% Total	% Change
North America	45,758	12.8%	10,025	10.6%	356%
South America	22,351	6.3%	4,103	4.3%	445%
Caribbean	7,449	2.1%	3,075	3.3%	142%
Europe	273,515	76.5%	74,537	79.0%	267%
Others	8,254	2.3%	2,634	2.8%	213%
Total	357,327	100%	94,374	100%	279%

2022YTD	% Total	2021YTD	% Total	% Change
88,415	11.5%	21,676	12.2%	308%
49,177	6.4%	8,973	5.0%	448%
14,258	1.9%	6,718	3.8%	112%
599,951	77.9%	135,290	75.9%	343%
18,690	2.4%	5,505	3.1%	240%
770,491	100%	178,162	100%	332%

Total Cruise Arrivals

	Feb/2022	% Total	Feb/2021	% Total	% Change
Cruise Arrivals	43,601	100%	0		
Cruise Calls	40	100%	0		

2022YTD	% Total	2021YTD	% Total	% Change
83,576	100%	0		
79	100%	0		

Total Arrivals

	Feb/2022	% Total	Feb/2021	% Total	% Change
Cruise Arrivals	43,601	55%	0	0%	
Day Trippers	703	1%	246	3%	186%
Stayovers	35,451	44%	8,144	97%	335%
Total	79,755	100%	8,390	100%	851%

2022YTD	% Total	2021YTD	% Total	% Change
83,576	54%	0	0%	
1,486	1%	511	4%	191%
70,940	45%	13,934	96%	409%
156,002	100%	14,445	100%	980%

Source

Stayover: Immigration database / CTB
Visitor Nights: Immigration database / CTB
Cruise calls / passengers: CPA



Pietermaai 19, Curaçao, Dutch Caribbean
 Phone: (599-9) 461-8200
 Email: info@curacao.com
 Website: curacao.com

Stayover Visitor Arrival (Feb / 2022)

	Feb/2022	% Total	Feb/2021	% Total	% Change
North America					
Canada	593	1.7%	27	0.3%	2,096%
United States	5,492	15.5%	1,095	13.4%	402%
Total	6,085	17.2%	1,122	13.8%	442.34%
South America					
Argentina	149	0.4%	12	0.1%	1,142%
Brazil	591	1.7%	5	0.1%	11,720%
Chile	66	0.2%	7	0.1%	843%
Colombia	1,168	3.3%	148	1.8%	689%
Ecuador	155	0.4%	4	0.0%	3,775%
Panama	100	0.3%	19	0.2%	426%
Suriname	172	0.5%	7	0.1%	2,357%
Uruguay	114	0.3%	4	0.0%	2,750%
Venezuela	70	0.2%	35	0.4%	100%
Other	395	1.1%	38	0.5%	939%
Total	2,980	8.4%	279	3.4%	968.10%
Caribbean					
Aruba	504	1.4%	207	2.5%	143%
Dom. Rep.	79	0.2%	41	0.5%	93%
Haiti	50	0.1%	18	0.2%	178%
Jamaica	103	0.3%	6	0.1%	1,617%
Trinidad & Tobago	32	0.1%	1	0.0%	3,100%
Other	426	1.2%	176	2.2%	142%
Total	1,194	3.4%	449	5.5%	165.92%
Europe					
Austria	73	0.2%	26	0.3%	181%
Belgium	736	2.1%	48	0.6%	1,433%
Denmark	69	0.2%	6	0.1%	1,050%
France	184	0.5%	53	0.7%	247%
Germany	849	2.4%	372	4.6%	128%
Italy	61	0.2%	21	0.3%	190%
Netherlands	21,624	61.0%	5,180	63.6%	317%
Spain	76	0.2%	23	0.3%	230%
Sweden	41	0.1%	6	0.1%	583%
Switzerland	119	0.3%	22	0.3%	441%
United Kingdom	229	0.6%	53	0.7%	332%
Other	432	1.2%	200	2.5%	116%
Total	24,493	69.1%	6,010	73.8%	307.54%
Others					
Not Stated	466	1.3%	182	2.2%	156%
Other	233	0.7%	102	1.3%	128%
Total	699	2.0%	284	3.5%	146.13%
Overall	35,451	100.0%	8,144	100.0%	335%

2022YTD	% Total	2021YTD	% Total	% Change
1,365	1.9%	148	1.1%	822%
8,951	12.6%	1,834	13.2%	388%
10,316	14.5%	1,982	14.2%	420%
261	0.4%	26	0.2%	904%
1,196	1.7%	38	0.3%	3,047%
136	0.2%	16	0.1%	750%
3,096	4.4%	342	2.5%	805%
216	0.3%	13	0.1%	1,562%
147	0.2%	30	0.2%	390%
388	0.5%	14	0.1%	2,671%
247	0.3%	4	0.0%	6,075%
118	0.2%	68	0.5%	74%
691	1.0%	70	0.5%	887%
6,496	9.2%	621	4.5%	946%
882	1.2%	434	3.1%	103%
135	0.2%	62	0.4%	118%
95	0.1%	39	0.3%	144%
175	0.2%	25	0.2%	600%
47	0.1%	3	0.0%	1,467%
727	1.0%	342	2.5%	113%
2,061	2.9%	905	6.5%	128%
136	0.2%	46	0.3%	196%
1,255	1.8%	127	0.9%	888%
120	0.2%	15	0.1%	700%
300	0.4%	85	0.6%	253%
1,643	2.3%	563	4.0%	192%
120	0.2%	36	0.3%	233%
45,255	63.8%	8,350	59.9%	442%
162	0.2%	46	0.3%	252%
75	0.1%	16	0.1%	369%
235	0.3%	43	0.3%	447%
460	0.6%	126	0.9%	265%
915	1.3%	393	2.8%	133%
50,676	71.4%	9,846	70.7%	415%
884	1.2%	350	2.5%	153%
507	0.7%	230	1.7%	120%
1,391	2.0%	580	4.2%	140%
70,940	100.0%	13,934	100.0%	409%



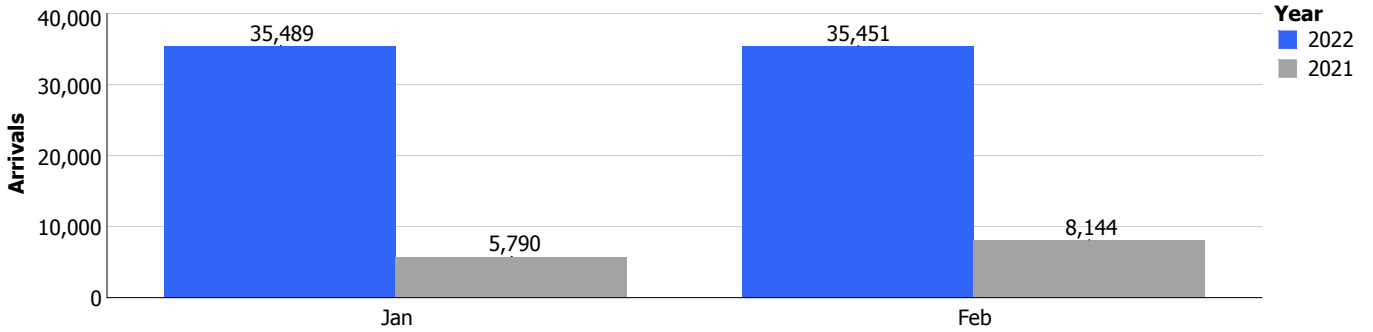
Pietermaai 19, Curaçao, Dutch Caribbean
 Phone: (599-9) 461-8200
 Email: info@curacao.com
 Website: curacao.com

Stayover Visitor Nights (Feb / 2022)

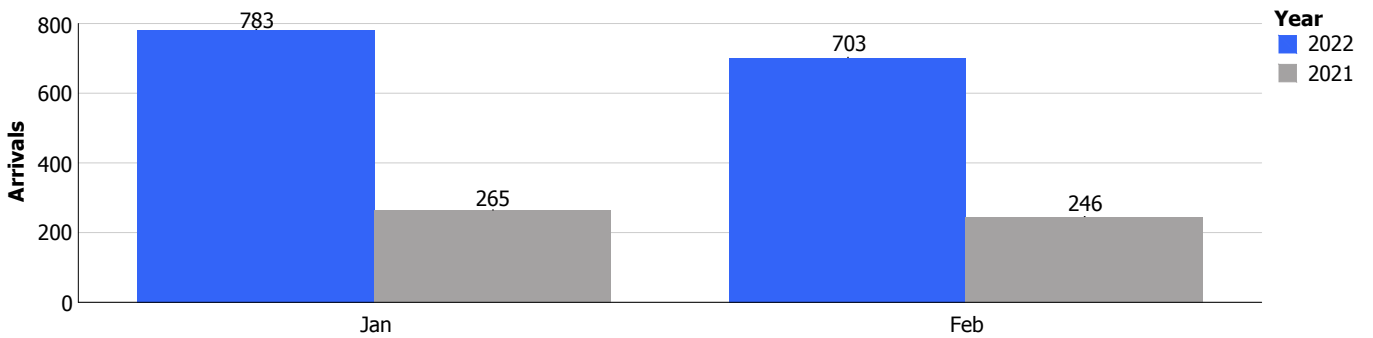
	Feb/2022	% Total	Feb/2021	% Total	% Change
North America					
Canada	7,949	2.2%	678	0.7%	1,072%
United States	37,809	10.6%	9,347	9.9%	305%
Total	45,758	12.8%	10,025	10.6%	356%
South America					
Argentina	1,229	0.3%	132	0.1%	831%
Brazil	4,141	1.2%	132	0.1%	3,037%
Chile	507	0.1%	162	0.2%	213%
Colombia	7,787	2.2%	2,041	2.2%	282%
Ecuador	683	0.2%	4	0.0%	16,975%
Panama	625	0.2%	302	0.3%	107%
Suriname	1,627	0.5%	153	0.2%	963%
Uruguay	850	0.2%	13	0.0%	6,438%
Venezuela	808	0.2%	515	0.5%	57%
Other	4,094	1.1%	649	0.7%	531%
Total	22,351	6.3%	4,103	4.3%	445%
Caribbean					
Aruba	2,238	0.6%	1,487	1.6%	51%
Dom. Rep.	810	0.2%	500	0.5%	62%
Haiti	586	0.2%	125	0.1%	369%
Jamaica	1,093	0.3%	20	0.0%	5,365%
Trinidad & Tobago	436	0.1%	8	0.0%	5,350%
Other	2,286	0.6%	935	1.0%	144%
Total	7,449	2.1%	3,075	3.3%	142%
Europe					
Austria	834	0.2%	351	0.4%	138%
Belgium	7,616	2.1%	505	0.5%	1,408%
Denmark	865	0.2%	94	0.1%	820%
France	1,938	0.5%	593	0.6%	227%
Germany	12,600	3.5%	6,236	6.6%	102%
Italy	935	0.3%	257	0.3%	264%
Netherlands	236,317	66.1%	62,496	66.2%	278%
Spain	1,018	0.3%	246	0.3%	314%
Sweden	577	0.2%	65	0.1%	788%
Switzerland	1,617	0.5%	342	0.4%	373%
United Kingdom	3,113	0.9%	696	0.7%	347%
Other	6,085	1.7%	2,656	2.8%	129%
Total	273,515	76.5%	74,537	79.0%	267%
Others					
Not Stated	2,697	0.8%	1,458	1.5%	85%
Other	5,557	1.6%	1,176	1.2%	373%
Total	8,254	2.3%	2,634	2.8%	213%
Overall	357,327	100.0%	94,374	100.0%	279%

2022YTD	% Total	2021YTD	% Total	% Change
21,294	2.8%	4,131	2.3%	415%
67,121	8.7%	17,545	9.8%	283%
88,415	11.5%	21,676	12.2%	308%
2,404	0.3%	271	0.2%	787%
8,798	1.1%	657	0.4%	1,239%
1,098	0.1%	292	0.2%	276%
21,580	2.8%	4,501	2.5%	379%
1,118	0.1%	182	0.1%	514%
882	0.1%	524	0.3%	68%
3,615	0.5%	166	0.1%	2,078%
1,993	0.3%	13	0.0%	15,231%
1,340	0.2%	806	0.5%	66%
6,349	0.8%	1,561	0.9%	307%
49,177	6.4%	8,973	5.0%	448%
4,231	0.5%	3,392	1.9%	25%
1,438	0.2%	829	0.5%	73%
1,108	0.1%	346	0.2%	220%
2,336	0.3%	206	0.1%	1,034%
509	0.1%	38	0.0%	1,239%
4,636	0.6%	1,907	1.1%	143%
14,258	1.9%	6,718	3.8%	112%
1,573	0.2%	643	0.4%	145%
14,025	1.8%	1,962	1.1%	615%
1,597	0.2%	169	0.1%	845%
3,837	0.5%	1,211	0.7%	217%
25,941	3.4%	10,531	5.9%	146%
1,860	0.2%	553	0.3%	236%
520,789	67.6%	110,714	62.1%	370%
2,811	0.4%	832	0.5%	238%
1,160	0.2%	165	0.1%	603%
3,243	0.4%	816	0.5%	297%
8,042	1.0%	2,584	1.5%	211%
15,073	2.0%	5,110	2.9%	195%
599,951	77.9%	135,290	75.9%	343%
5,890	0.8%	2,820	1.6%	109%
12,800	1.7%	2,685	1.5%	377%
18,690	2.4%	5,505	3.1%	240%
770,491	100.0%	178,162	100.0%	332%

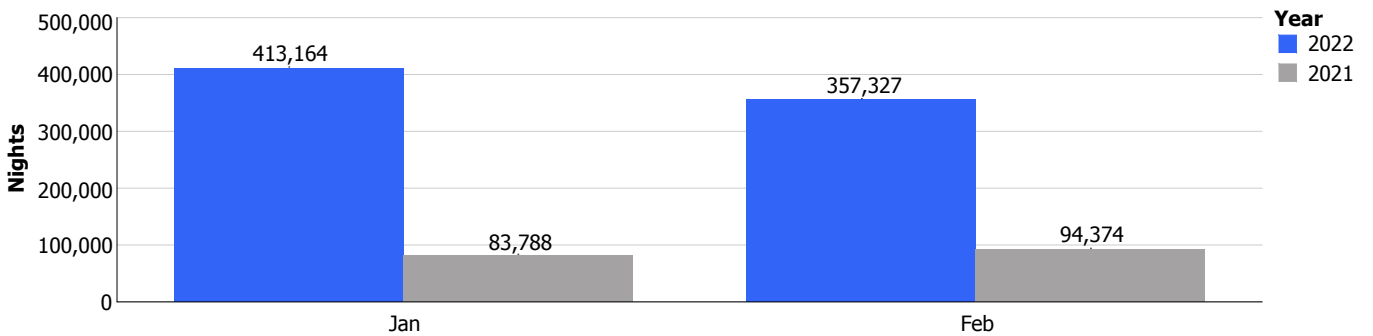
Stay over



Day trippers



Stay over nights



Cruise arrivals

