

Overall Visitor Arrival Performance (Jan / 2022)

Total Stayover Arrivals by Region

Region	Jan/2022	% Total	Jan/2021	% Total	% Change
North America	4,231	12%	860	15%	392%
South America	3,516	10%	342	6%	928%
Caribbean	867	2%	456	8%	90%
Europe	26,183	74%	3,836	66%	583%
Others	692	2%	296	5%	134%
Total	35,489	100%	5,790	100%	513%

2022YTD	% Total	2021YTD	% Total	% Change
4,231	12%	860	15%	392%
3,516	10%	342	6%	928%
867	2%	456	8%	90%
26,183	74%	3,836	66%	583%
692	2%	296	5%	134%
35,489	100%	5,790	100%	513%

Total Daytrippers

	Jan/2022	% Total	Jan/2021	% Total	% Change
Day Trippers	783	100%	265	100%	195%

2022YTD	% Total	2021YTD	% Total	% Change
783	100%	265	100%	195%

Total Nights by Region

Region	Jan/2022	% Total	Jan/2021	% Total	% Change
North America	42,657	10.3%	11,651	13.9%	266%
South America	26,826	6.5%	4,870	5.8%	451%
Caribbean	6,809	1.6%	3,643	4.3%	87%
Europe	326,436	79.0%	60,753	72.5%	437%
Others	10,436	2.5%	2,871	3.4%	263%
Total	413,164	100%	83,788	100%	393%

2022YTD	% Total	2021YTD	% Total	% Change
42,657	10.3%	11,651	13.9%	266%
26,826	6.5%	4,870	5.8%	451%
6,809	1.6%	3,643	4.3%	87%
326,436	79.0%	60,753	72.5%	437%
10,436	2.5%	2,871	3.4%	263%
413,164	100%	83,788	100%	393%

Total Cruise Arrivals

	Jan/2022	% Total	Jan/2021	% Total	% Change
Cruise Arrivals	39,975	100%	0		
Cruise Calls	39	100%	0		

2022YTD	% Total	2021YTD	% Total	% Change
39,975	100%	0		
39	100%	0		

Total Arrivals

	Jan/2022	% Total	Jan/2021	% Total	% Change
Cruise Arrivals	39,975	52%	0	0%	
Day Trippers	783	1%	265	4%	195%
Stayovers	35,489	47%	5,790	96%	513%
Total	76,247	100%	6,055	100%	1,159%

2022YTD	% Total	2021YTD	% Total	% Change
39,975	52%	0	0%	
783	1%	265	4%	195%
35,489	47%	5,790	96%	513%
76,247	100%	6,055	100%	1,159%

Source

Stayover: Immigration database / CTB
Visitor Nights: Immigration database / CTB
Cruise calls / passengers: CPA



Pietermaai 19, Curaçao, Dutch Caribbean
 Phone: (599-9) 461-8200
 Email: info@curacao.com
 Website: curacao.com

Stayover Visitor Arrival (Jan / 2022)

	Jan/2022	% Total	Jan/2021	% Total	% Change
North America					
Canada	772	2.2%	121	2.1%	538%
United States	3,459	9.7%	739	12.8%	368%
Total	4,231	11.9%	860	14.9%	391.98%
South America					
Argentina	112	0.3%	14	0.2%	700%
Brazil	605	1.7%	33	0.6%	1,733%
Chile	70	0.2%	9	0.2%	678%
Colombia	1,928	5.4%	194	3.4%	894%
Ecuador	61	0.2%	9	0.2%	578%
Panama	47	0.1%	11	0.2%	327%
Suriname	216	0.6%	7	0.1%	2,986%
Uruguay	133	0.4%	0	0.0%	
Venezuela	48	0.1%	33	0.6%	45%
Other	296	0.8%	32	0.6%	825%
Total	3,516	9.9%	342	5.9%	928.07%
Caribbean					
Aruba	378	1.1%	227	3.9%	67%
Dom. Rep.	56	0.2%	21	0.4%	167%
Haiti	45	0.1%	21	0.4%	114%
Jamaica	72	0.2%	19	0.3%	279%
Trinidad & Tobago	15	0.0%	2	0.0%	650%
Other	301	0.8%	166	2.9%	81%
Total	867	2.4%	456	7.9%	90.13%
Europe					
Austria	63	0.2%	20	0.3%	215%
Belgium	519	1.5%	79	1.4%	557%
Denmark	51	0.1%	9	0.2%	467%
France	116	0.3%	32	0.6%	262%
Germany	794	2.2%	191	3.3%	316%
Italy	59	0.2%	15	0.3%	293%
Netherlands	23,631	66.6%	3,170	54.7%	645%
Spain	86	0.2%	23	0.4%	274%
Sweden	34	0.1%	10	0.2%	240%
Switzerland	116	0.3%	21	0.4%	452%
United Kingdom	231	0.7%	73	1.3%	216%
Other	483	1.4%	193	3.3%	150%
Total	26,183	73.8%	3,836	66.3%	582.56%
Others					
Not Stated	418	1.2%	168	2.9%	149%
Other	274	0.8%	128	2.2%	114%
Total	692	1.9%	296	5.1%	133.78%
Overall	35,489	100.0%	5,790	100.0%	513%

2022YTD	% Total	2021YTD	% Total	% Change
772	2.2%	121	2.1%	538%
3,459	9.7%	739	12.8%	368%
4,231	11.9%	860	14.9%	392%
112	0.3%	14	0.2%	700%
605	1.7%	33	0.6%	1,733%
70	0.2%	9	0.2%	678%
1,928	5.4%	194	3.4%	894%
61	0.2%	9	0.2%	578%
47	0.1%	11	0.2%	327%
216	0.6%	7	0.1%	2,986%
133	0.4%	0	0.0%	
48	0.1%	33	0.6%	45%
296	0.8%	32	0.6%	825%
3,516	9.9%	342	5.9%	928%
378	1.1%	227	3.9%	67%
56	0.2%	21	0.4%	167%
45	0.1%	21	0.4%	114%
72	0.2%	19	0.3%	279%
15	0.0%	2	0.0%	650%
301	0.8%	166	2.9%	81%
867	2.4%	456	7.9%	90%
63	0.2%	20	0.3%	215%
519	1.5%	79	1.4%	557%
51	0.1%	9	0.2%	467%
116	0.3%	32	0.6%	262%
794	2.2%	191	3.3%	316%
59	0.2%	15	0.3%	293%
23,631	66.6%	3,170	54.7%	645%
86	0.2%	23	0.4%	274%
34	0.1%	10	0.2%	240%
116	0.3%	21	0.4%	452%
231	0.7%	73	1.3%	216%
483	1.4%	193	3.3%	150%
26,183	73.8%	3,836	66.3%	583%
418	1.2%	168	2.9%	149%
274	0.8%	128	2.2%	114%
692	1.9%	296	5.1%	134%
35,489	100.0%	5,790	100.0%	513%



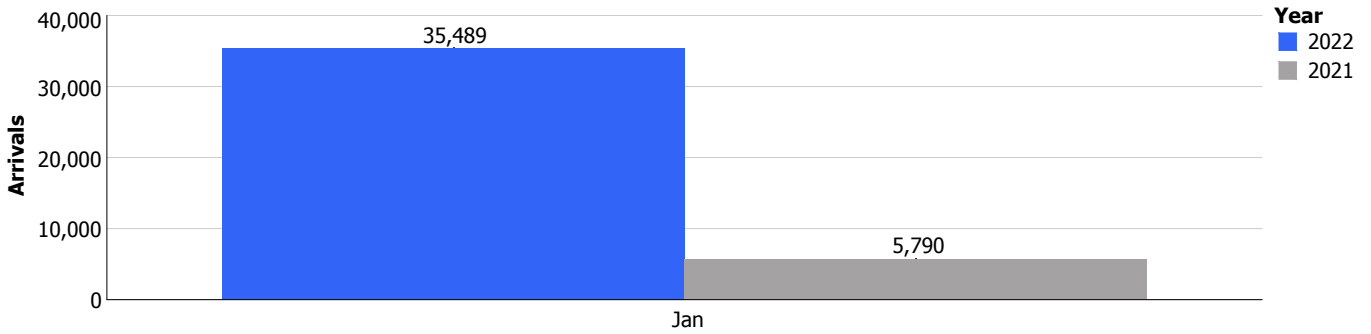
Pietermaai 19, Curaçao, Dutch Caribbean
 Phone: (599-9) 461-8200
 Email: info@curacao.com
 Website: curacao.com

Stayover Visitor Nights (Jan / 2022)

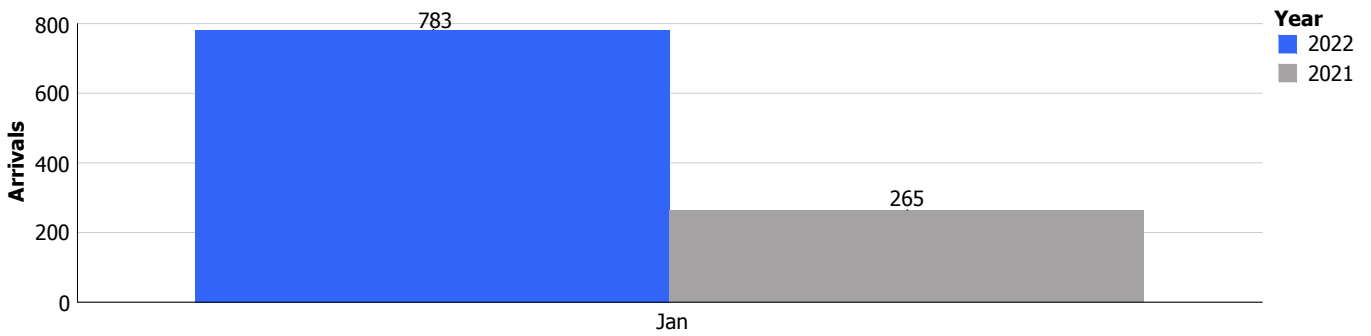
	Jan/2022	% Total	Jan/2021	% Total	% Change
North America					
Canada	13,345	3.2%	3,453	4.1%	286%
United States	29,312	7.1%	8,198	9.8%	258%
Total	42,657	10.3%	11,651	13.9%	266%
South America					
Argentina	1,175	0.3%	139	0.2%	745%
Brazil	4,657	1.1%	525	0.6%	787%
Chile	591	0.1%	130	0.2%	355%
Colombia	13,793	3.3%	2,460	2.9%	461%
Ecuador	435	0.1%	178	0.2%	144%
Panama	257	0.1%	222	0.3%	16%
Suriname	1,988	0.5%	13	0.0%	15,192%
Uruguay	1,143	0.3%	0	0.0%	
Venezuela	532	0.1%	291	0.3%	83%
Other	2,255	0.5%	912	1.1%	147%
Total	26,826	6.5%	4,870	5.8%	451%
Caribbean					
Aruba	1,993	0.5%	1,905	2.3%	5%
Dom. Rep.	628	0.2%	329	0.4%	91%
Haiti	522	0.1%	221	0.3%	136%
Jamaica	1,243	0.3%	186	0.2%	568%
Trinidad & Tobago	73	0.0%	30	0.0%	143%
Other	2,350	0.6%	972	1.2%	142%
Total	6,809	1.6%	3,643	4.3%	87%
Europe					
Austria	739	0.2%	292	0.3%	153%
Belgium	6,409	1.6%	1,457	1.7%	340%
Denmark	732	0.2%	75	0.1%	876%
France	1,899	0.5%	618	0.7%	207%
Germany	13,341	3.2%	4,295	5.1%	211%
Italy	925	0.2%	296	0.4%	212%
Netherlands	284,472	68.9%	48,218	57.5%	490%
Spain	1,793	0.4%	586	0.7%	206%
Sweden	583	0.1%	100	0.1%	483%
Switzerland	1,626	0.4%	474	0.6%	243%
United Kingdom	4,929	1.2%	1,888	2.3%	161%
Other	8,988	2.2%	2,454	2.9%	266%
Total	326,436	79.0%	60,753	72.5%	437%
Others					
Not Stated	3,193	0.8%	1,362	1.6%	134%
Other	7,243	1.8%	1,509	1.8%	380%
Total	10,436	2.5%	2,871	3.4%	263%
Overall	413,164	100.0%	83,788	100.0%	393%

	2022YTD	% Total	2021YTD	% Total	% Change
	13,345	3.2%	3,453	4.1%	286%
	29,312	7.1%	8,198	9.8%	258%
	42,657	10.3%	11,651	13.9%	266%
	1,175	0.3%	139	0.2%	745%
	4,657	1.1%	525	0.6%	787%
	591	0.1%	130	0.2%	355%
	13,793	3.3%	2,460	2.9%	461%
	435	0.1%	178	0.2%	144%
	257	0.1%	222	0.3%	16%
	1,988	0.5%	13	0.0%	15,192%
	1,143	0.3%	0	0.0%	
	532	0.1%	291	0.3%	83%
	2,255	0.5%	912	1.1%	147%
	26,826	6.5%	4,870	5.8%	451%
	1,993	0.5%	1,905	2.3%	5%
	628	0.2%	329	0.4%	91%
	522	0.1%	221	0.3%	136%
	1,243	0.3%	186	0.2%	568%
	73	0.0%	30	0.0%	143%
	2,350	0.6%	972	1.2%	142%
	6,809	1.6%	3,643	4.3%	87%
	739	0.2%	292	0.3%	153%
	6,409	1.6%	1,457	1.7%	340%
	732	0.2%	75	0.1%	876%
	1,899	0.5%	618	0.7%	207%
	13,341	3.2%	4,295	5.1%	211%
	925	0.2%	296	0.4%	212%
	284,472	68.9%	48,218	57.5%	490%
	1,793	0.4%	586	0.7%	206%
	583	0.1%	100	0.1%	483%
	1,626	0.4%	474	0.6%	243%
	4,929	1.2%	1,888	2.3%	161%
	8,988	2.2%	2,454	2.9%	266%
	326,436	79.0%	60,753	72.5%	437%
	3,193	0.8%	1,362	1.6%	134%
	7,243	1.8%	1,509	1.8%	380%
	10,436	2.5%	2,871	3.4%	263%
	413,164	100.0%	83,788	100.0%	393%

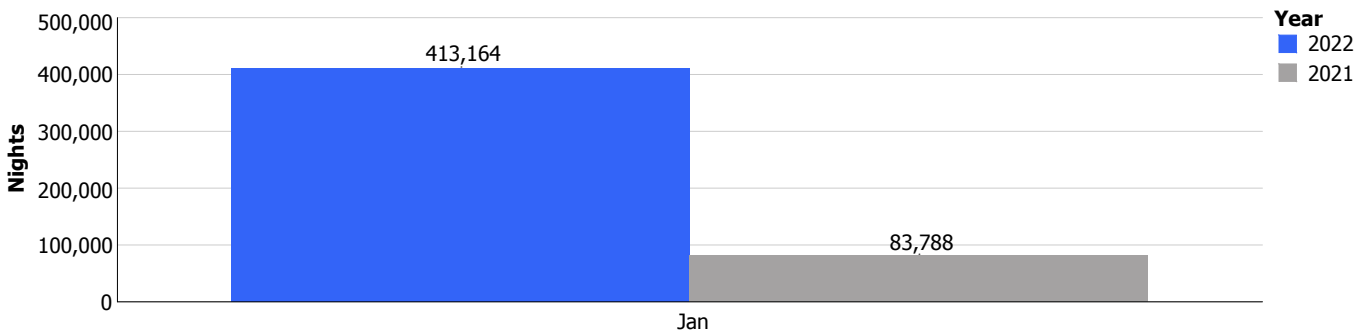
Stay over



Day trippers



Stay over nights



Cruise arrivals

