

Overall Visitor Arrival Performance (Dec / 2021)

Total Stayover Arrivals by Region

Region	Dec/2021	% Total	Dec/2020	% Total	% Change
North America	7,719	18%	1,097	11%	604%
South America	4,808	11%	183	2%	2,527%
Caribbean	1,549	4%	424	4%	265%
Europe	27,399	65%	7,754	78%	253%
Others	806	2%	451	5%	79%
Total	42,281	100%	9,909	100%	327%

2021YTD	% Total	2020YTD	% Total	% Change
42,668	16%	32,937	19%	30%
20,226	8%	14,746	8%	37%
11,945	5%	9,893	6%	21%
183,854	69%	112,429	64%	64%
6,307	2%	4,871	3%	29%
265,000	100%	174,876	100%	52%

Total Daytrippers

	Dec/2021	% Total	Dec/2020	% Total	% Change
Day Trippers	1,019	100%	226	100%	351%

2021YTD	% Total	2020YTD	% Total	% Change
7,124	100%	5,335	100%	34%

Total Nights by Region

Region	Dec/2021	% Total	Dec/2020	% Total	% Change
North America	63,632	13.8%	10,986	8.7%	479%
South America	40,617	8.8%	1,330	1.1%	2,954%
Caribbean	11,406	2.5%	2,573	2.0%	343%
Europe	340,193	73.5%	108,108	85.8%	215%
Others	6,919	1.5%	2,957	2.3%	134%
Total	462,767	100%	125,954	100%	267%

2021YTD	% Total	2020YTD	% Total	% Change
328,853	11.5%	259,028	14.8%	27%
180,768	6.3%	102,977	5.9%	76%
77,953	2.7%	52,975	3.0%	47%
2,221,828	77.9%	1,319,080	75.4%	68%
42,319	1.5%	16,306	0.9%	160%
2,851,721	100%	1,750,366	100%	63%

Total Cruise Arrivals

	Dec/2021	% Total	Dec/2020	% Total	% Change
Cruise Arrivals	61,550	100%	0		
Cruise Calls	34	100%	0		

2021YTD	% Total	2020YTD	% Total	% Change
146,231	100%	256,033	100%	-43%
98	100%	100	100%	-2%

Total Arrivals

	Dec/2021	% Total	Dec/2020	% Total	% Change
Cruise Arrivals	61,550	59%	0	0%	
Day Trippers	1,019	1%	226	2%	351%
Stayovers	42,281	40%	9,909	98%	327%
Total	104,850	100%	10,135	100%	935%

2021YTD	% Total	2020YTD	% Total	% Change
146,231	35%	256,033	59%	-43%
7,124	2%	5,335	1%	34%
265,000	63%	174,876	40%	52%
418,355	100%	436,244	100%	-4%

Source

Stayover: Immigration database / CTB
Visitor Nights: Immigration database / CTB
Cruise calls / passengers: CPA

Stayover Visitor Arrival (Dec / 2021)

	Dec/2021	% Total	Dec/2020	% Total	% Change
North America					
Canada	1,490	3.5%	137	1.4%	988%
United States	6,229	14.7%	960	9.7%	549%
Total	7,719	18.3%	1,097	11.1%	603.65%
South America					
Argentina	83	0.2%	1	0.0%	8,200%
Brazil	925	2.2%	6	0.1%	15,317%
Chile	42	0.1%	0	0.0%	
Colombia	2,543	6.0%	30	0.3%	8,377%
Ecuador	248	0.6%	0	0.0%	
Panama	69	0.2%	2	0.0%	3,350%
Suriname	420	1.0%	64	0.6%	556%
Uruguay	80	0.2%	0	0.0%	
Venezuela	110	0.3%	71	0.7%	55%
Other	288	0.7%	9	0.1%	3,100%
Total	4,808	11.4%	183	1.8%	2,527.32%
Caribbean					
Aruba	663	1.6%	197	2.0%	237%
Dom. Rep.	113	0.3%	11	0.1%	927%
Haiti	45	0.1%	30	0.3%	50%
Jamaica	149	0.4%	13	0.1%	1,046%
Trinidad & Tobago	43	0.1%	5	0.1%	760%
Other	536	1.3%	168	1.7%	219%
Total	1,549	3.7%	424	4.3%	265.33%
Europe					
Austria	71	0.2%	22	0.2%	223%
Belgium	597	1.4%	23	0.2%	2,496%
Denmark	80	0.2%	11	0.1%	627%
France	162	0.4%	12	0.1%	1,250%
Germany	998	2.4%	306	3.1%	226%
Italy	81	0.2%	33	0.3%	145%
Netherlands	24,062	56.9%	7,092	71.6%	239%
Spain	146	0.3%	16	0.2%	812%
Sweden	150	0.4%	16	0.2%	838%
Switzerland	180	0.4%	10	0.1%	1,700%
United Kingdom	275	0.7%	83	0.8%	231%
Other	597	1.4%	130	1.3%	359%
Total	27,399	64.8%	7,754	78.3%	253.35%
Others					
Not Stated	543	1.3%	315	3.2%	72%
Other	263	0.6%	136	1.4%	93%
Total	806	1.9%	451	4.6%	78.71%
Overall	42,281	100.0%	9,909	100.0%	327%

2021YTD	% Total	2020YTD	% Total	% Change
3,573	1.3%	10,291	5.9%	-65%
39,095	14.8%	22,646	12.9%	73%
42,668	16.1%	32,937	18.8%	30%
364	0.1%	621	0.4%	-41%
4,267	1.6%	2,568	1.5%	66%
147	0.1%	263	0.2%	-44%
9,287	3.5%	6,775	3.9%	37%
1,008	0.4%	176	0.1%	473%
600	0.2%	413	0.2%	45%
1,389	0.5%	1,148	0.7%	21%
884	0.3%	164	0.1%	439%
648	0.2%	1,757	1.0%	-63%
1,632	0.6%	861	0.5%	90%
20,226	7.6%	14,746	8.4%	37%
5,371	2.0%	3,554	2.0%	51%
777	0.3%	419	0.2%	85%
485	0.2%	240	0.1%	102%
680	0.3%	151	0.1%	350%
118	0.0%	1,150	0.7%	-90%
4,514	1.7%	4,379	2.5%	3%
11,945	4.5%	9,893	5.7%	21%
370	0.1%	380	0.2%	-3%
4,129	1.6%	1,614	0.9%	156%
292	0.1%	316	0.2%	-8%
916	0.3%	988	0.6%	-7%
9,236	3.5%	5,643	3.2%	64%
505	0.2%	517	0.3%	-2%
160,382	60.5%	97,996	56.0%	64%
694	0.3%	287	0.2%	142%
357	0.1%	455	0.3%	-22%
979	0.4%	601	0.3%	63%
1,882	0.7%	1,152	0.7%	63%
4,112	1.6%	2,480	1.4%	66%
183,854	69.4%	112,429	64.3%	64%
4,206	1.6%	3,243	1.9%	30%
2,101	0.8%	1,628	0.9%	29%
6,307	2.4%	4,871	2.8%	29%
265,000	100.0%	174,876	100.0%	52%



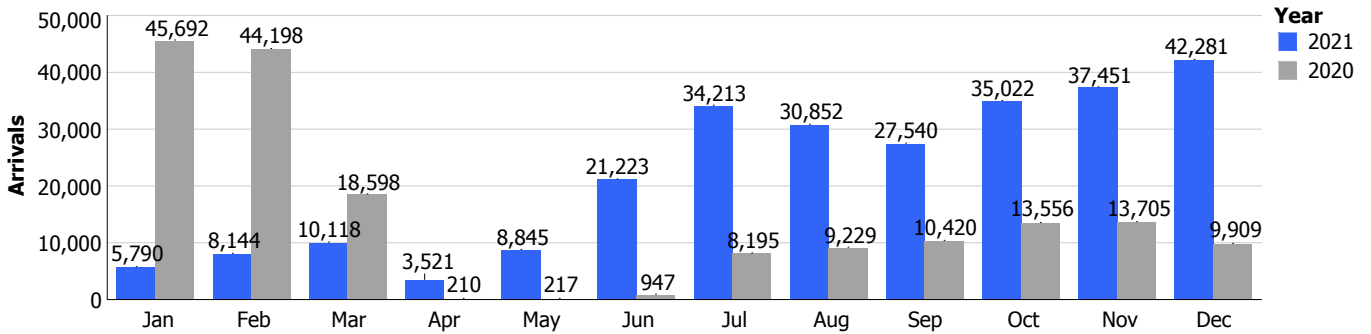
Pietermaai 19, Curaçao, Dutch Caribbean
 Phone: (599-9) 461-8200
 Email: info@curacao.com
 Website: curacao.com

Stayover Visitor Nights (Dec / 2021)

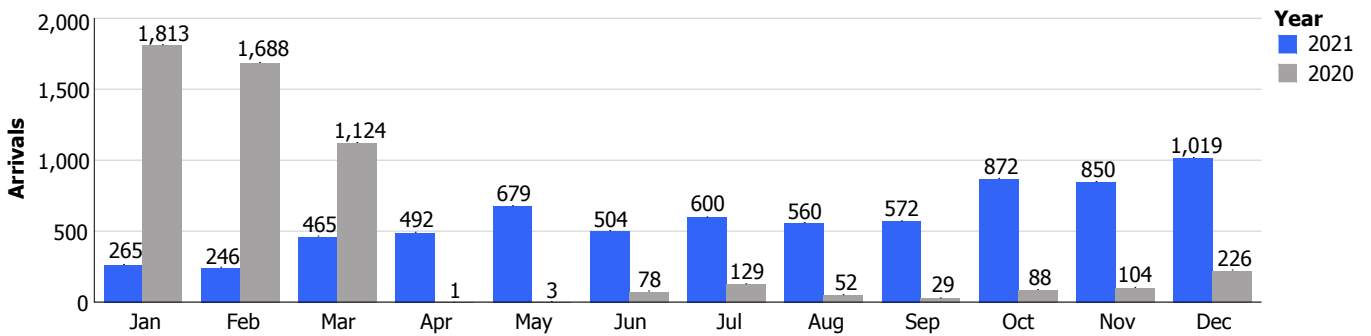
	Dec/2021	% Total	Dec/2020	% Total	% Change
North America					
Canada	16,376	3.5%	1,734	1.4%	844%
United States	47,256	10.2%	9,252	7.3%	411%
Total	63,632	13.8%	10,986	8.7%	479%
South America					
Argentina	714	0.2%	21	0.0%	3,300%
Brazil	7,251	1.6%	24	0.0%	30,112%
Chile	500	0.1%	0	0.0%	
Colombia	20,635	4.5%	227	0.2%	8,990%
Ecuador	1,451	0.3%	0	0.0%	
Panama	542	0.1%	6	0.0%	8,933%
Suriname	4,358	0.9%	829	0.7%	426%
Uruguay	655	0.1%	0	0.0%	
Venezuela	1,814	0.4%	147	0.1%	1,134%
Other	2,697	0.6%	76	0.1%	3,449%
Total	40,617	8.8%	1,330	1.1%	2,954%
Caribbean					
Aruba	3,801	0.8%	1,392	1.1%	173%
Dom. Rep.	1,379	0.3%	78	0.1%	1,668%
Haiti	661	0.1%	159	0.1%	316%
Jamaica	2,064	0.4%	117	0.1%	1,664%
Trinidad & Tobago	367	0.1%	39	0.0%	841%
Other	3,134	0.7%	788	0.6%	298%
Total	11,406	2.5%	2,573	2.0%	343%
Europe					
Austria	955	0.2%	380	0.3%	151%
Belgium	6,489	1.4%	454	0.4%	1,329%
Denmark	1,010	0.2%	158	0.1%	539%
France	1,903	0.4%	205	0.2%	828%
Germany	14,681	3.2%	6,186	4.9%	137%
Italy	946	0.2%	490	0.4%	93%
Netherlands	296,754	64.1%	97,035	77.0%	206%
Spain	1,941	0.4%	259	0.2%	649%
Sweden	1,916	0.4%	180	0.1%	964%
Switzerland	2,738	0.6%	490	0.4%	459%
United Kingdom	3,721	0.8%	1,016	0.8%	266%
Other	7,139	1.5%	1,255	1.0%	469%
Total	340,193	73.5%	108,108	85.8%	215%
Others					
Not Stated	2,614	0.6%	1,141	0.9%	129%
Other	4,305	0.9%	1,816	1.4%	137%
Total	6,919	1.5%	2,957	2.3%	134%
Overall	462,767	100.0%	125,954	100.0%	267%

2021YTD	% Total	2020YTD	% Total	% Change
43,724	1.5%	96,251	5.5%	-55%
285,129	10.0%	162,777	9.3%	75%
328,853	11.5%	259,028	14.8%	27%
4,834	0.2%	5,201	0.3%	-7%
32,930	1.2%	18,228	1.0%	81%
1,747	0.1%	2,079	0.1%	-16%
85,589	3.0%	45,487	2.6%	88%
5,939	0.2%	1,248	0.1%	376%
4,840	0.2%	1,900	0.1%	155%
13,943	0.5%	8,627	0.5%	62%
6,999	0.2%	1,417	0.1%	394%
8,414	0.3%	13,063	0.7%	-36%
15,533	0.5%	5,727	0.3%	171%
180,768	6.3%	102,977	5.9%	76%
29,858	1.0%	18,560	1.1%	61%
8,281	0.3%	4,749	0.3%	74%
5,792	0.2%	2,434	0.1%	138%
8,611	0.3%	1,159	0.1%	643%
944	0.0%	4,888	0.3%	-81%
24,467	0.9%	21,185	1.2%	15%
77,953	2.7%	52,975	3.0%	47%
4,778	0.2%	5,155	0.3%	-7%
47,524	1.7%	18,682	1.1%	154%
4,311	0.2%	3,293	0.2%	31%
11,350	0.4%	8,558	0.5%	33%
132,838	4.7%	76,395	4.4%	74%
7,086	0.2%	5,304	0.3%	34%
1,908,203	66.9%	1,147,823	65.6%	66%
10,763	0.4%	3,371	0.2%	219%
4,753	0.2%	5,561	0.3%	-15%
12,925	0.5%	7,170	0.4%	80%
29,454	1.0%	13,586	0.8%	117%
47,843	1.7%	24,182	1.4%	98%
2,221,828	77.9%	1,319,080	75.4%	68%
20,727	0.7%	5,867	0.3%	253%
21,592	0.8%	10,439	0.6%	107%
42,319	1.5%	16,306	0.9%	160%
2,851,721	100.0%	1,750,366	100.0%	63%

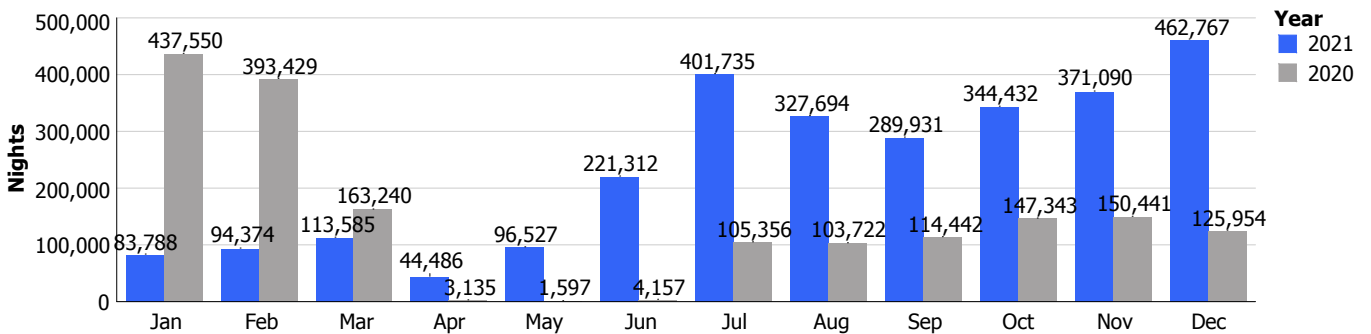
Stay over



Day trippers



Stay over nights



Cruise arrivals

