

Overall Visitor Arrival Performance (Nov / 2021)

Total Stayover Arrivals by Region

Region	Nov/2021	% Total	Nov/2020	% Total	% Change
North America	5,435	15%	243	2%	2,137%
South America	3,598	10%	39	0%	9,126%
Caribbean	1,623	4%	555	4%	192%
Europe	26,104	70%	12,509	91%	109%
Others	687	2%	359	3%	91%
Total	37,447	100%	13,705	100%	173%

2021YTD	% Total	2020YTD	% Total	% Change
34,941	16%	31,840	19%	10%
15,415	7%	14,563	9%	6%
10,399	5%	9,469	6%	10%
156,454	70%	104,675	63%	49%
5,506	2%	4,420	3%	25%
222,715	100%	164,967	100%	35%

Total Daytrippers

	Nov/2021	% Total	Nov/2020	% Total	% Change
Day Trippers	854	100%	104	100%	721%

2021YTD	% Total	2020YTD	% Total	% Change
6,109	100%	5,109	100%	20%

Total Nights by Region

Region	Nov/2021	% Total	Nov/2020	% Total	% Change
North America	40,087	10.8%	3,226	2.1%	1,143%
South America	25,528	6.9%	467	0.3%	5,366%
Caribbean	8,807	2.4%	3,422	2.3%	157%
Europe	292,570	78.9%	141,867	94.3%	106%
Others	3,809	1.0%	1,459	1.0%	161%
Total	370,801	100%	150,441	100%	146%

2021YTD	% Total	2020YTD	% Total	% Change
265,076	11.1%	248,042	15.3%	7%
140,023	5.9%	101,647	6.3%	38%
66,538	2.8%	50,402	3.1%	32%
1,881,622	78.8%	1,210,972	74.5%	55%
35,399	1.5%	13,349	0.8%	165%
2,388,658	100%	1,624,412	100%	47%

Total Cruise Arrivals

	Nov/2021	% Total	Nov/2020	% Total	% Change
Cruise Arrivals	41,280	100%	0		
Cruise Calls	29	100%	0		

2021YTD	% Total	2020YTD	% Total	% Change
84,681	100%	256,033	100%	-67%
64	100%	100	100%	-36%

Total Arrivals

	Nov/2021	% Total	Nov/2020	% Total	% Change
Cruise Arrivals	41,280	52%	0	0%	
Day Trippers	854	1%	104	1%	721%
Stayovers	37,447	47%	13,705	99%	173%
Total	79,581	100%	13,809	100%	476%

2021YTD	% Total	2020YTD	% Total	% Change
84,681	27%	256,033	60%	-67%
6,109	2%	5,109	1%	20%
222,715	71%	164,967	39%	35%
313,505	100%	426,109	100%	-26%

Source

Stayover: Immigration database / CTB
Visitor Nights: Immigration database / CTB
Cruise calls / passengers: CPA

Stayover Visitor Arrival (Nov / 2021)

	Nov/2021	% Total	Nov/2020	% Total	% Change
North America					
Canada	979	2.6%	43	0.3%	2,177%
United States	4,456	11.9%	200	1.5%	2,128%
Total	5,435	14.5%	243	1.8%	2,136.63%
South America					
Argentina	114	0.3%	0	0.0%	
Brazil	719	1.9%	1	0.0%	71,800%
Chile	29	0.1%	0	0.0%	
Colombia	1,671	4.5%	16	0.1%	10,344%
Ecuador	213	0.6%	0	0.0%	
Panama	89	0.2%	0	0.0%	
Suriname	298	0.8%	4	0.0%	7,350%
Uruguay	188	0.5%	0	0.0%	
Venezuela	57	0.2%	9	0.1%	533%
Other	220	0.6%	9	0.1%	2,344%
Total	3,598	9.6%	39	0.3%	9,125.64%
Caribbean					
Aruba	869	2.3%	375	2.7%	132%
Dom. Rep.	82	0.2%	2	0.0%	4,000%
Haiti	75	0.2%	2	0.0%	3,650%
Jamaica	90	0.2%	2	0.0%	4,400%
Trinidad & Tobago	28	0.1%	2	0.0%	1,300%
Other	479	1.3%	172	1.3%	178%
Total	1,623	4.3%	555	4.0%	192.43%
Europe					
Austria	31	0.1%	18	0.1%	72%
Belgium	523	1.4%	37	0.3%	1,314%
Denmark	28	0.1%	25	0.2%	12%
France	123	0.3%	18	0.1%	583%
Germany	1,215	3.2%	231	1.7%	426%
Italy	102	0.3%	21	0.2%	386%
Netherlands	23,024	61.5%	11,917	87.0%	93%
Spain	67	0.2%	14	0.1%	379%
Sweden	52	0.1%	12	0.1%	333%
Switzerland	127	0.3%	10	0.1%	1,170%
United Kingdom	235	0.6%	68	0.5%	246%
Other	577	1.5%	138	1.0%	318%
Total	26,104	69.7%	12,509	91.3%	108.68%
Others					
Not Stated	483	1.3%	190	1.4%	154%
Other	204	0.5%	169	1.2%	21%
Total	687	1.8%	359	2.6%	91.36%
Overall	37,447	100.0%	13,705	100.0%	173%

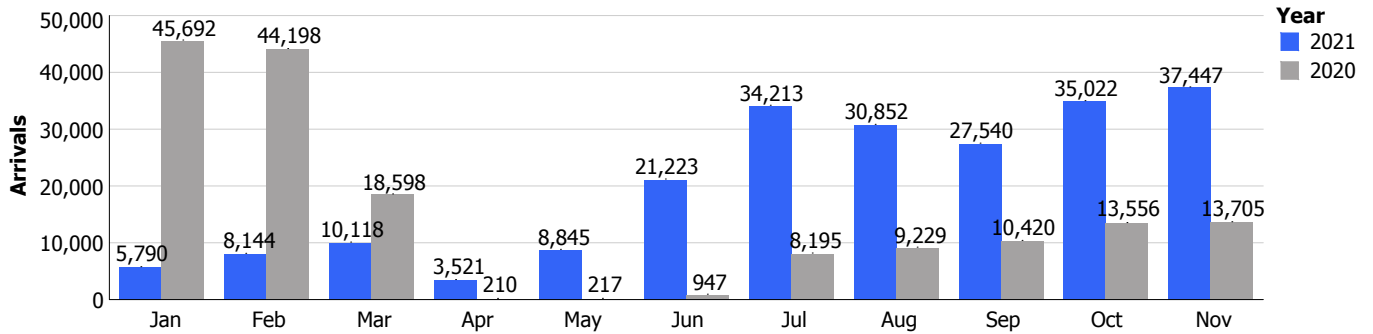
2021YTD	% Total	2020YTD	% Total	% Change
2,077	0.9%	10,154	6.2%	-80%
32,864	14.8%	21,686	13.1%	52%
34,941	15.7%	31,840	19.3%	10%
281	0.1%	620	0.4%	-55%
3,342	1.5%	2,562	1.6%	30%
105	0.0%	263	0.2%	-60%
6,739	3.0%	6,745	4.1%	0%
760	0.3%	176	0.1%	332%
531	0.2%	411	0.2%	29%
971	0.4%	1,084	0.7%	-10%
804	0.4%	164	0.1%	390%
539	0.2%	1,686	1.0%	-68%
1,343	0.6%	852	0.5%	58%
15,415	6.9%	14,563	8.8%	6%
4,707	2.1%	3,357	2.0%	40%
665	0.3%	408	0.2%	63%
442	0.2%	210	0.1%	110%
531	0.2%	138	0.1%	285%
75	0.0%	1,145	0.7%	-93%
3,979	1.8%	4,211	2.6%	-6%
10,399	4.7%	9,469	5.7%	10%
299	0.1%	358	0.2%	-16%
3,532	1.6%	1,591	1.0%	122%
212	0.1%	305	0.2%	-30%
754	0.3%	976	0.6%	-23%
8,237	3.7%	5,337	3.2%	54%
425	0.2%	484	0.3%	-12%
136,319	61.2%	90,904	55.1%	50%
548	0.2%	271	0.2%	102%
207	0.1%	439	0.3%	-53%
799	0.4%	591	0.4%	35%
1,607	0.7%	1,069	0.6%	50%
3,515	1.6%	2,350	1.4%	50%
156,454	70.2%	104,675	63.5%	49%
3,668	1.6%	2,928	1.8%	25%
1,838	0.8%	1,492	0.9%	23%
5,506	2.5%	4,420	2.7%	25%
222,715	100.0%	164,967	100.0%	35%

Stayover Visitor Nights (Nov / 2021)

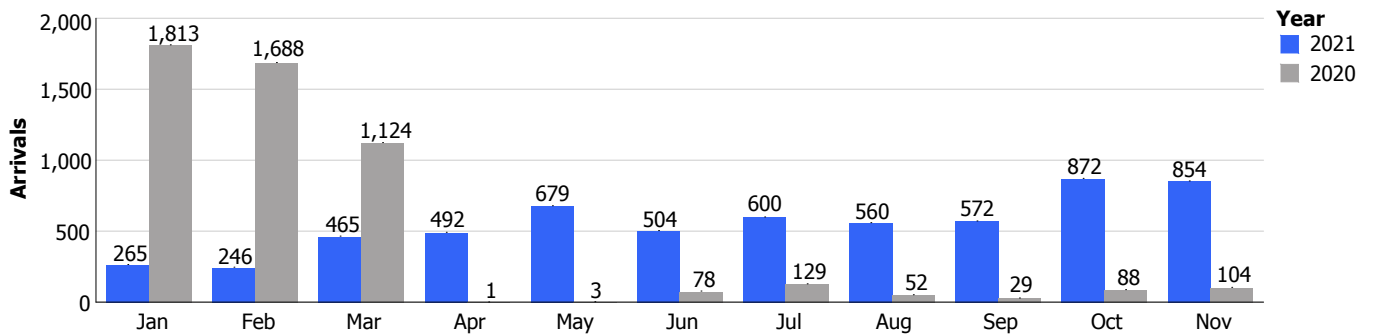
	Nov/2021	% Total	Nov/2020	% Total	% Change
North America					
Canada	10,301	2.8%	1,171	0.8%	780%
United States	29,786	8.0%	2,055	1.4%	1,349%
Total	40,087	10.8%	3,226	2.1%	1,143%
South America					
Argentina	1,260	0.3%	0	0.0%	
Brazil	4,964	1.3%	43	0.0%	11,444%
Chile	297	0.1%	0	0.0%	
Colombia	11,025	3.0%	229	0.2%	4,714%
Ecuador	946	0.3%	0	0.0%	
Panama	435	0.1%	0	0.0%	
Suriname	2,658	0.7%	43	0.0%	6,081%
Uruguay	1,504	0.4%	0	0.0%	
Venezuela	758	0.2%	66	0.0%	1,048%
Other	1,681	0.5%	86	0.1%	1,855%
Total	25,528	6.9%	467	0.3%	5,366%
Caribbean					
Aruba	3,401	0.9%	2,359	1.6%	44%
Dom. Rep.	773	0.2%	14	0.0%	5,421%
Haiti	1,225	0.3%	14	0.0%	8,650%
Jamaica	825	0.2%	0	0.0%	
Trinidad & Tobago	139	0.0%	51	0.0%	173%
Other	2,444	0.7%	984	0.7%	148%
Total	8,807	2.4%	3,422	2.3%	157%
Europe					
Austria	372	0.1%	429	0.3%	-13%
Belgium	5,501	1.5%	473	0.3%	1,063%
Denmark	263	0.1%	241	0.2%	9%
France	1,346	0.4%	290	0.2%	364%
Germany	16,050	4.3%	4,530	3.0%	254%
Italy	1,359	0.4%	449	0.3%	203%
Netherlands	255,045	68.8%	132,035	87.8%	93%
Spain	920	0.2%	359	0.2%	156%
Sweden	945	0.3%	423	0.3%	123%
Switzerland	1,344	0.4%	221	0.1%	508%
United Kingdom	3,714	1.0%	1,037	0.7%	258%
Other	5,711	1.5%	1,380	0.9%	314%
Total	292,570	78.9%	141,867	94.3%	106%
Others					
Not Stated	1,949	0.5%	959	0.6%	103%
Other	1,860	0.5%	500	0.3%	272%
Total	3,809	1.0%	1,459	1.0%	161%
Overall	370,801	100.0%	150,441	100.0%	146%

2021YTD	% Total	2020YTD	% Total	% Change
27,240	1.1%	94,517	5.8%	-71%
237,836	10.0%	153,525	9.5%	55%
265,076	11.1%	248,042	15.3%	7%
4,120	0.2%	5,180	0.3%	-20%
25,671	1.1%	18,204	1.1%	41%
1,247	0.1%	2,079	0.1%	-40%
64,843	2.7%	45,260	2.8%	43%
4,488	0.2%	1,248	0.1%	260%
4,298	0.2%	1,894	0.1%	127%
9,597	0.4%	7,798	0.5%	23%
6,344	0.3%	1,417	0.1%	348%
6,586	0.3%	12,916	0.8%	-49%
12,829	0.5%	5,651	0.3%	127%
140,023	5.9%	101,647	6.3%	38%
26,057	1.1%	17,168	1.1%	52%
6,875	0.3%	4,671	0.3%	47%
5,145	0.2%	2,275	0.1%	126%
6,547	0.3%	1,042	0.1%	528%
577	0.0%	4,849	0.3%	-88%
21,337	0.9%	20,397	1.3%	5%
66,538	2.8%	50,402	3.1%	32%
3,823	0.2%	4,775	0.3%	-20%
41,035	1.7%	18,228	1.1%	125%
3,301	0.1%	3,135	0.2%	5%
9,447	0.4%	8,353	0.5%	13%
118,137	4.9%	70,209	4.3%	68%
6,160	0.3%	4,814	0.3%	28%
1,611,436	67.5%	1,050,788	64.7%	53%
8,822	0.4%	3,112	0.2%	183%
2,837	0.1%	5,381	0.3%	-47%
10,187	0.4%	6,680	0.4%	52%
25,733	1.1%	12,570	0.8%	105%
40,704	1.7%	22,927	1.4%	78%
1,881,622	78.8%	1,210,972	74.5%	55%
18,112	0.8%	4,726	0.3%	283%
17,287	0.7%	8,623	0.5%	100%
35,399	1.5%	13,349	0.8%	165%
2,388,658	100.0%	1,624,412	100.0%	47%

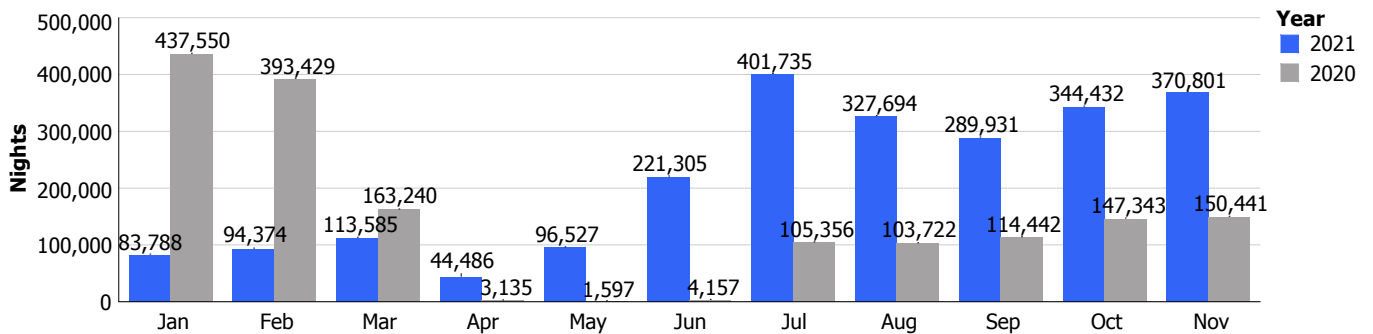
Stay over



Day trippers



Stay over nights



Cruise arrivals

