

## Overall Visitor Arrival Performance (Oct / 2021)

### Total Stayover Arrivals by Region

Region	Oct/2021	% Total	Oct/2020	% Total	% Change
North America	3,968	11%	154	1%	2,477%
South America	3,050	9%	197	1%	1,448%
Caribbean	1,428	4%	168	1%	750%
Europe	25,933	74%	12,721	94%	104%
Others	641	2%	316	2%	103%
<b>Total</b>	<b>35,020</b>	<b>100%</b>	<b>13,556</b>	<b>100%</b>	<b>158%</b>

2021YTD	% Total	2020YTD	% Total	% Change
29,506	16%	31,597	21%	-7%
11,817	6%	14,524	10%	-19%
8,774	5%	8,914	6%	-2%
130,350	70%	92,166	61%	41%
4,818	3%	4,061	3%	19%
<b>185,265</b>	<b>100%</b>	<b>151,262</b>	<b>100%</b>	<b>22%</b>

### Total Daytrippers

	Oct/2021	% Total	Oct/2020	% Total	% Change
Day Trippers	874	100%	88	100%	893%

2021YTD	% Total	2020YTD	% Total	% Change
5,258	100%	5,005	100%	5%

### Total Nights by Region

Region	Oct/2021	% Total	Oct/2020	% Total	% Change
North America	29,454	8.6%	3,488	2.4%	744%
South America	23,445	6.8%	1,310	0.9%	1,690%
Caribbean	8,852	2.6%	1,188	0.8%	645%
Europe	278,865	81.0%	139,430	94.6%	100%
Others	3,815	1.1%	1,927	1.3%	98%
<b>Total</b>	<b>344,431</b>	<b>100%</b>	<b>147,343</b>	<b>100%</b>	<b>134%</b>

2021YTD	% Total	2020YTD	% Total	% Change
224,989	11.1%	244,816	16.6%	-8%
114,495	5.7%	101,180	6.9%	13%
57,731	2.9%	46,980	3.2%	23%
1,589,051	78.7%	1,069,105	72.5%	49%
31,590	1.6%	11,890	0.8%	166%
<b>2,017,856</b>	<b>100%</b>	<b>1,473,971</b>	<b>100%</b>	<b>37%</b>

### Total Cruise Arrivals

	Oct/2021	% Total	Oct/2020	% Total	% Change
Cruise Arrivals	12,605	100%	0		
Cruise Calls	8	100%	0		

2021YTD	% Total	2020YTD	% Total	% Change
43,401	100%	256,033	100%	-83%
35	100%	100	100%	-65%

### Total Arrivals

	Oct/2021	% Total	Oct/2020	% Total	% Change
Cruise Arrivals	12,605	26%	0	0%	
Day Trippers	874	2%	88	1%	893%
Stayovers	35,020	72%	13,556	99%	158%
<b>Total</b>	<b>48,499</b>	<b>100%</b>	<b>13,644</b>	<b>100%</b>	<b>255%</b>

2021YTD	% Total	2020YTD	% Total	% Change
43,401	19%	256,033	62%	-83%
5,258	2%	5,005	1%	5%
185,265	79%	151,262	37%	22%
<b>233,924</b>	<b>100%</b>	<b>412,300</b>	<b>100%</b>	<b>-43%</b>

### Source

**Stayover:** Immigration database / CTB  
**Visitor Nights:** Immigration database / CTB  
**Cruise calls / passengers:** CPA

### Stayover Visitor Arrival (Oct / 2021)

	Oct/2021	% Total	Oct/2020	% Total	% Change
<b>North America</b>					
Canada	589	1.7%	32	0.2%	1,741%
United States	3,379	9.6%	122	0.9%	2,670%
<b>Total</b>	<b>3,968</b>	<b>11.3%</b>	<b>154</b>	<b>1.1%</b>	<b>2,476.62%</b>
<b>South America</b>					
Argentina	36	0.1%	0	0.0%	
Brazil	769	2.2%	113	0.8%	581%
Chile	21	0.1%	0	0.0%	
Colombia	1,494	4.3%	14	0.1%	10,571%
Ecuador	159	0.5%	0	0.0%	
Panama	70	0.2%	4	0.0%	1,650%
Suriname	131	0.4%	4	0.0%	3,175%
Uruguay	171	0.5%	0	0.0%	
Venezuela	40	0.1%	44	0.3%	-9%
Other	159	0.5%	18	0.1%	783%
<b>Total</b>	<b>3,050</b>	<b>8.7%</b>	<b>197</b>	<b>1.5%</b>	<b>1,448.22%</b>
<b>Caribbean</b>					
Aruba	683	2.0%	97	0.7%	604%
Dom. Rep.	112	0.3%	5	0.0%	2,140%
Haiti	37	0.1%	3	0.0%	1,133%
Jamaica	79	0.2%	0	0.0%	
Trinidad & Tobago	8	0.0%	2	0.0%	300%
Other	509	1.5%	61	0.4%	734%
<b>Total</b>	<b>1,428</b>	<b>4.1%</b>	<b>168</b>	<b>1.2%</b>	<b>750.00%</b>
<b>Europe</b>					
Austria	50	0.1%	26	0.2%	92%
Belgium	646	1.8%	34	0.3%	1,800%
Denmark	46	0.1%	22	0.2%	109%
France	108	0.3%	21	0.2%	414%
Germany	1,365	3.9%	358	2.6%	281%
Italy	36	0.1%	14	0.1%	157%
Netherlands	22,713	64.9%	11,978	88.4%	90%
Spain	54	0.2%	16	0.1%	238%
Sweden	46	0.1%	4	0.0%	1,050%
Switzerland	193	0.6%	10	0.1%	1,830%
United Kingdom	227	0.6%	68	0.5%	234%
Other	449	1.3%	170	1.3%	164%
<b>Total</b>	<b>25,933</b>	<b>74.1%</b>	<b>12,721</b>	<b>93.8%</b>	<b>103.86%</b>
<b>Others</b>					
Not Stated	463	1.3%	159	1.2%	191%
Other	178	0.5%	157	1.2%	13%
<b>Total</b>	<b>641</b>	<b>1.8%</b>	<b>316</b>	<b>2.3%</b>	<b>102.85%</b>
<b>Overall</b>	<b>35,020</b>	<b>100.0%</b>	<b>13,556</b>	<b>100.0%</b>	<b>158%</b>

2021YTD	% Total	2020YTD	% Total	% Change
1,098	0.6%	10,111	6.7%	-89%
28,408	15.3%	21,486	14.2%	32%
<b>29,506</b>	<b>15.9%</b>	<b>31,597</b>	<b>20.9%</b>	<b>-7%</b>
167	0.1%	620	0.4%	-73%
2,623	1.4%	2,561	1.7%	2%
76	0.0%	263	0.2%	-71%
5,068	2.7%	6,729	4.4%	-25%
547	0.3%	176	0.1%	211%
442	0.2%	411	0.3%	8%
673	0.4%	1,080	0.7%	-38%
616	0.3%	164	0.1%	276%
482	0.3%	1,677	1.1%	-71%
1,123	0.6%	843	0.6%	33%
<b>11,817</b>	<b>6.4%</b>	<b>14,524</b>	<b>9.6%</b>	<b>-19%</b>
3,836	2.1%	2,982	2.0%	29%
583	0.3%	406	0.3%	44%
367	0.2%	208	0.1%	76%
441	0.2%	136	0.1%	224%
47	0.0%	1,143	0.8%	-96%
3,500	1.9%	4,039	2.7%	-13%
<b>8,774</b>	<b>4.7%</b>	<b>8,914</b>	<b>5.9%</b>	<b>-2%</b>
268	0.1%	340	0.2%	-21%
3,009	1.6%	1,554	1.0%	94%
184	0.1%	280	0.2%	-34%
631	0.3%	958	0.6%	-34%
7,022	3.8%	5,106	3.4%	38%
323	0.2%	463	0.3%	-30%
113,295	61.2%	78,987	52.2%	43%
481	0.3%	257	0.2%	87%
155	0.1%	427	0.3%	-64%
672	0.4%	581	0.4%	16%
1,372	0.7%	1,001	0.7%	37%
2,938	1.6%	2,212	1.5%	33%
<b>130,350</b>	<b>70.4%</b>	<b>92,166</b>	<b>60.9%</b>	<b>41%</b>
3,184	1.7%	2,738	1.8%	16%
1,634	0.9%	1,323	0.9%	24%
<b>4,818</b>	<b>2.6%</b>	<b>4,061</b>	<b>2.7%</b>	<b>19%</b>
<b>185,265</b>	<b>100.0%</b>	<b>151,262</b>	<b>100.0%</b>	<b>22%</b>



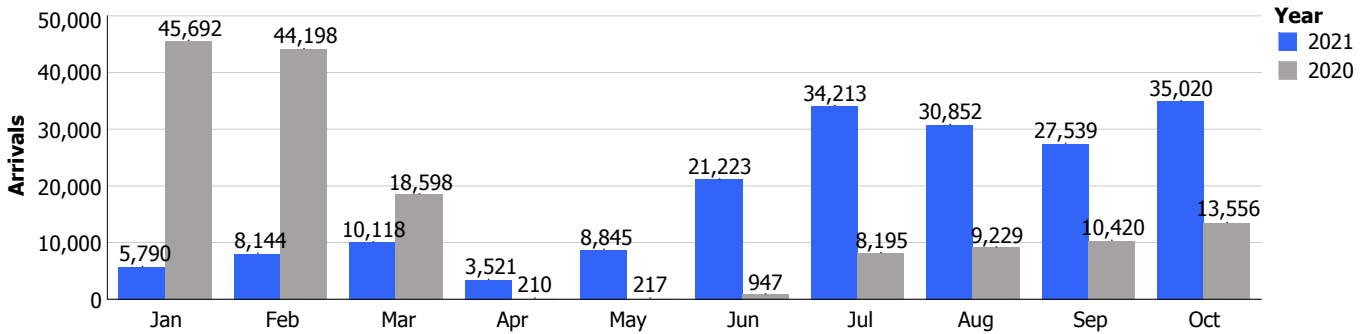
Pietermaai 19, Curaçao, Dutch Caribbean  
 Phone: (599-9) 461-8200  
 Email: info@curacao.com  
 Website: curacao.com

### Stayover Visitor Nights (Oct / 2021)

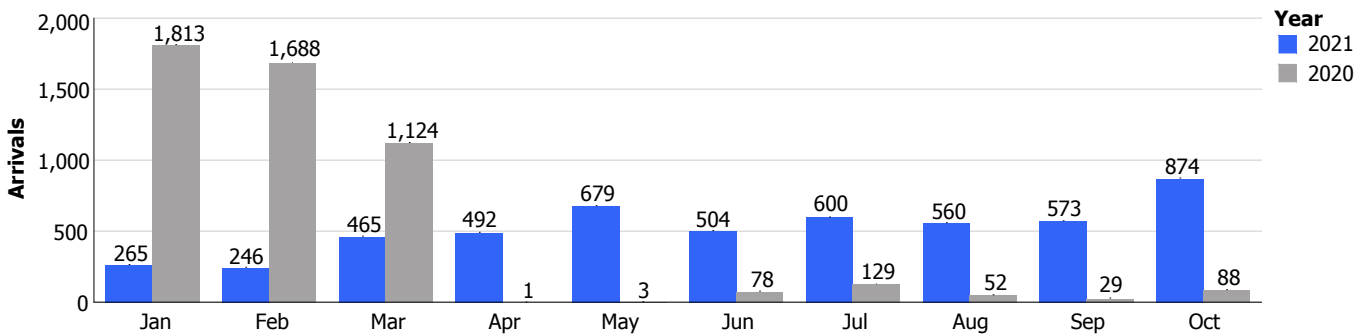
	Oct/2021	% Total	Oct/2020	% Total	% Change
<b>North America</b>					
Canada	6,556	1.9%	613	0.4%	969%
United States	22,898	6.6%	2,875	2.0%	696%
<b>Total</b>	<b>29,454</b>	<b>8.6%</b>	<b>3,488</b>	<b>2.4%</b>	<b>744%</b>
<b>South America</b>					
Argentina	500	0.1%	0	0.0%	
Brazil	5,637	1.6%	639	0.4%	782%
Chile	250	0.1%	0	0.0%	
Colombia	11,137	3.2%	153	0.1%	7,179%
Ecuador	658	0.2%	0	0.0%	
Panama	524	0.2%	91	0.1%	476%
Suriname	1,462	0.4%	19	0.0%	7,595%
Uruguay	1,169	0.3%	0	0.0%	
Venezuela	530	0.2%	182	0.1%	191%
Other	1,578	0.5%	226	0.2%	598%
<b>Total</b>	<b>23,445</b>	<b>6.8%</b>	<b>1,310</b>	<b>0.9%</b>	<b>1,690%</b>
<b>Caribbean</b>					
Aruba	3,885	1.1%	705	0.5%	451%
Dom. Rep.	1,067	0.3%	35	0.0%	2,949%
Haiti	434	0.1%	14	0.0%	3,000%
Jamaica	840	0.2%	0	0.0%	
Trinidad & Tobago	107	0.0%	17	0.0%	529%
Other	2,519	0.7%	417	0.3%	504%
<b>Total</b>	<b>8,852</b>	<b>2.6%</b>	<b>1,188</b>	<b>0.8%</b>	<b>645%</b>
<b>Europe</b>					
Austria	561	0.2%	465	0.3%	21%
Belgium	7,353	2.1%	352	0.2%	1,989%
Denmark	441	0.1%	276	0.2%	60%
France	1,190	0.3%	278	0.2%	328%
Germany	18,249	5.3%	6,176	4.2%	195%
Italy	354	0.1%	120	0.1%	195%
Netherlands	239,446	69.5%	127,899	86.8%	87%
Spain	506	0.1%	253	0.2%	100%
Sweden	561	0.2%	28	0.0%	1,904%
Switzerland	2,482	0.7%	236	0.2%	952%
United Kingdom	2,849	0.8%	1,072	0.7%	166%
Other	4,873	1.4%	2,275	1.5%	114%
<b>Total</b>	<b>278,865</b>	<b>81.0%</b>	<b>139,430</b>	<b>94.6%</b>	<b>100%</b>
<b>Others</b>					
Not Stated	2,042	0.6%	835	0.6%	145%
Other	1,773	0.5%	1,092	0.7%	62%
<b>Total</b>	<b>3,815</b>	<b>1.1%</b>	<b>1,927</b>	<b>1.3%</b>	<b>98%</b>
<b>Overall</b>	<b>344,431</b>	<b>100.0%</b>	<b>147,343</b>	<b>100.0%</b>	<b>134%</b>

2021YTD	% Total	2020YTD	% Total	% Change
16,939	0.8%	93,346	6.3%	-82%
208,050	10.3%	151,470	10.3%	37%
<b>224,989</b>	<b>11.1%</b>	<b>244,816</b>	<b>16.6%</b>	<b>-8%</b>
2,860	0.1%	5,180	0.4%	-45%
20,707	1.0%	18,161	1.2%	14%
950	0.0%	2,079	0.1%	-54%
53,818	2.7%	45,031	3.1%	20%
3,542	0.2%	1,248	0.1%	184%
3,863	0.2%	1,894	0.1%	104%
6,939	0.3%	7,755	0.5%	-11%
4,840	0.2%	1,417	0.1%	242%
5,828	0.3%	12,850	0.9%	-55%
11,148	0.6%	5,565	0.4%	100%
<b>114,495</b>	<b>5.7%</b>	<b>101,180</b>	<b>6.9%</b>	<b>13%</b>
22,656	1.1%	14,809	1.0%	53%
6,102	0.3%	4,657	0.3%	31%
3,920	0.2%	2,261	0.2%	73%
5,722	0.3%	1,042	0.1%	449%
438	0.0%	4,798	0.3%	-91%
18,893	0.9%	19,413	1.3%	-3%
<b>57,731</b>	<b>2.9%</b>	<b>46,980</b>	<b>3.2%</b>	<b>23%</b>
3,451	0.2%	4,346	0.3%	-21%
35,534	1.8%	17,755	1.2%	100%
3,038	0.2%	2,894	0.2%	5%
8,101	0.4%	8,063	0.5%	0%
102,087	5.1%	65,679	4.5%	55%
4,801	0.2%	4,365	0.3%	10%
1,356,390	67.2%	918,753	62.3%	48%
7,902	0.4%	2,753	0.2%	187%
1,892	0.1%	4,958	0.3%	-62%
8,843	0.4%	6,459	0.4%	37%
22,019	1.1%	11,533	0.8%	91%
34,993	1.7%	21,547	1.5%	62%
<b>1,589,051</b>	<b>78.7%</b>	<b>1,069,105</b>	<b>72.5%</b>	<b>49%</b>
16,163	0.8%	3,767	0.3%	329%
15,427	0.8%	8,123	0.6%	90%
<b>31,590</b>	<b>1.6%</b>	<b>11,890</b>	<b>0.8%</b>	<b>166%</b>
<b>2,017,856</b>	<b>100.0%</b>	<b>1,473,971</b>	<b>100.0%</b>	<b>37%</b>

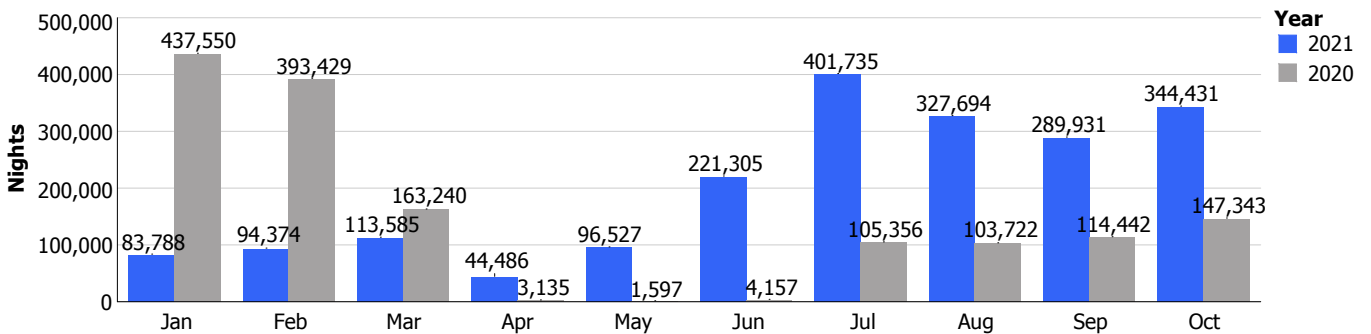
### Stay over



### Day trippers



### Stay over nights



### Cruise arrivals

