

## Overall Visitor Arrival Performance (Sep / 2021)

### Total Stayover Arrivals by Region

Region	Sep/2021	% Total	Sep/2020	% Total	% Change
North America	3,430	12%	169	2%	1,930%
South America	2,451	9%	180	2%	1,262%
Caribbean	1,284	5%	83	1%	1,447%
Europe	19,655	71%	9,488	91%	107%
Others	719	3%	500	5%	44%
<b>Total</b>	<b>27,539</b>	<b>100%</b>	<b>10,420</b>	<b>100%</b>	<b>164%</b>

2021YTD	% Total	2020YTD	% Total	% Change
25,538	17%	31,442	23%	-19%
8,767	6%	14,327	10%	-39%
7,346	5%	8,746	6%	-16%
104,417	69%	79,445	58%	31%
4,177	3%	3,745	3%	12%
<b>150,245</b>	<b>100%</b>	<b>137,705</b>	<b>100%</b>	<b>9%</b>

### Total Daytrippers

	Sep/2021	% Total	Sep/2020	% Total	% Change
Day Trippers	573	100%	29	100%	1,876%

2021YTD	% Total	2020YTD	% Total	% Change
4,384	100%	4,918	100%	-11%

### Total Nights by Region

Region	Sep/2021	% Total	Sep/2020	% Total	% Change
North America	25,089	8.7%	1,584	1.4%	1,484%
South America	19,859	6.8%	1,329	1.2%	1,394%
Caribbean	8,253	2.8%	550	0.5%	1,401%
Europe	232,198	80.1%	109,953	96.1%	111%
Others	4,532	1.6%	1,026	0.9%	342%
<b>Total</b>	<b>289,931</b>	<b>100%</b>	<b>114,442</b>	<b>100%</b>	<b>153%</b>

2021YTD	% Total	2020YTD	% Total	% Change
195,535	11.7%	241,328	18.2%	-19%
91,050	5.4%	99,870	7.5%	-9%
48,879	2.9%	45,792	3.5%	7%
1,310,185	78.3%	929,675	70.1%	41%
27,775	1.7%	9,963	0.8%	179%
<b>1,673,424</b>	<b>100%</b>	<b>1,326,628</b>	<b>100%</b>	<b>26%</b>

### Total Cruise Arrivals

	Sep/2021	% Total	Sep/2020	% Total	% Change
Cruise Arrivals	9,730	100%	0		
Cruise Calls	7	100%	0		

2021YTD	% Total	2020YTD	% Total	% Change
30,796	100%	256,033	100%	-88%
27	100%	100	100%	-73%

### Total Arrivals

	Sep/2021	% Total	Sep/2020	% Total	% Change
Cruise Arrivals	9,730	26%	0	0%	
Day Trippers	573	2%	29	0%	1,876%
Stayovers	27,539	73%	10,420	100%	164%
<b>Total</b>	<b>37,842</b>	<b>100%</b>	<b>10,449</b>	<b>100%</b>	<b>262%</b>

2021YTD	% Total	2020YTD	% Total	% Change
30,796	17%	256,033	64%	-88%
4,384	2%	4,918	1%	-11%
150,245	81%	137,705	35%	9%
<b>185,425</b>	<b>100%</b>	<b>398,656</b>	<b>100%</b>	<b>-53%</b>

### Source

**Stayover:** Immigration database / CTB  
**Visitor Nights:** Immigration database / CTB  
**Cruise calls / passengers:** CPA



Pietermaai 19, Curaçao, Dutch Caribbean  
 Phone: (599-9) 461-8200  
 Email: info@curacao.com  
 Website: curacao.com

### Stayover Visitor Arrival (Sep / 2021)

	Sep/2021	% Total	Sep/2020	% Total	% Change
<b>North America</b>					
Canada	67	0.2%	34	0.3%	97%
United States	3,363	12.2%	135	1.3%	2,391%
<b>Total</b>	<b>3,430</b>	<b>12.5%</b>	<b>169</b>	<b>1.6%</b>	<b>1,929.59%</b>
<b>South America</b>					
Argentina	20	0.1%	0	0.0%	
Brazil	908	3.3%	74	0.7%	1,127%
Chile	19	0.1%	1	0.0%	1,800%
Colombia	711	2.6%	12	0.1%	5,825%
Ecuador	91	0.3%	1	0.0%	9,000%
Panama	50	0.2%	2	0.0%	2,400%
Suriname	224	0.8%	4	0.0%	5,500%
Uruguay	191	0.7%	0	0.0%	
Venezuela	85	0.3%	78	0.7%	9%
Other	152	0.6%	8	0.1%	1,800%
<b>Total</b>	<b>2,451</b>	<b>8.9%</b>	<b>180</b>	<b>1.7%</b>	<b>1,261.67%</b>
<b>Caribbean</b>					
Aruba	559	2.0%	3	0.0%	18,533%
Dom. Rep.	69	0.3%	2	0.0%	3,350%
Haiti	65	0.2%	1	0.0%	6,400%
Jamaica	91	0.3%	0	0.0%	
Trinidad & Tobago	10	0.0%	4	0.0%	150%
Other	490	1.8%	73	0.7%	571%
<b>Total</b>	<b>1,284</b>	<b>4.7%</b>	<b>83</b>	<b>0.8%</b>	<b>1,446.99%</b>
<b>Europe</b>					
Austria	33	0.1%	7	0.1%	371%
Belgium	549	2.0%	72	0.7%	662%
Denmark	40	0.1%	7	0.1%	471%
France	45	0.2%	28	0.3%	61%
Germany	1,063	3.9%	358	3.4%	197%
Italy	35	0.1%	44	0.4%	-20%
Netherlands	17,137	62.2%	8,649	83.0%	98%
Spain	65	0.2%	7	0.1%	829%
Sweden	11	0.0%	5	0.0%	120%
Switzerland	109	0.4%	38	0.4%	187%
United Kingdom	207	0.8%	93	0.9%	123%
Other	361	1.3%	180	1.7%	101%
<b>Total</b>	<b>19,655</b>	<b>71.4%</b>	<b>9,488</b>	<b>91.1%</b>	<b>107.16%</b>
<b>Others</b>					
Not Stated	466	1.7%	193	1.9%	141%
Other	253	0.9%	307	2.9%	-18%
<b>Total</b>	<b>719</b>	<b>2.6%</b>	<b>500</b>	<b>4.8%</b>	<b>43.80%</b>
<b>Overall</b>	<b>27,539</b>	<b>100.0%</b>	<b>10,420</b>	<b>100.0%</b>	<b>164%</b>

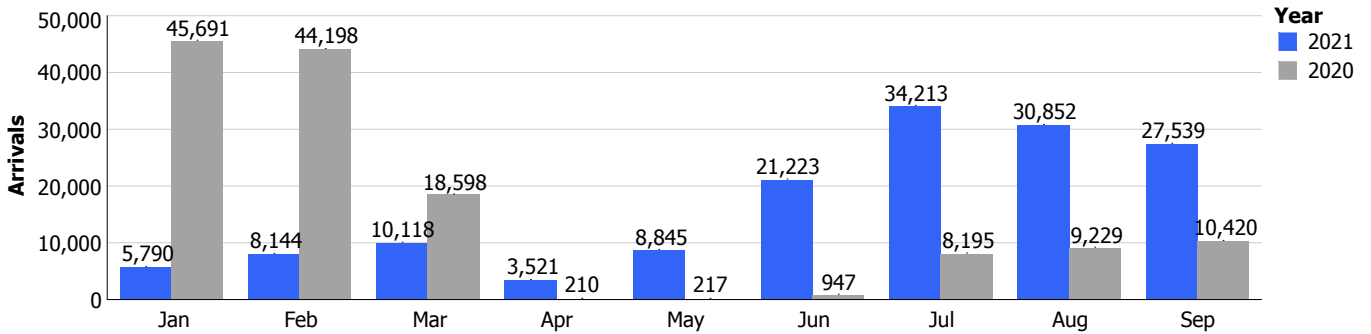
2021YTD	% Total	2020YTD	% Total	% Change
509	0.3%	10,078	7.3%	-95%
25,029	16.7%	21,364	15.5%	17%
<b>25,538</b>	<b>17.0%</b>	<b>31,442</b>	<b>22.8%</b>	<b>-19%</b>
131	0.1%	620	0.5%	-79%
1,854	1.2%	2,448	1.8%	-24%
55	0.0%	263	0.2%	-79%
3,574	2.4%	6,715	4.9%	-47%
388	0.3%	176	0.1%	120%
372	0.2%	407	0.3%	-9%
542	0.4%	1,076	0.8%	-50%
445	0.3%	164	0.1%	171%
442	0.3%	1,633	1.2%	-73%
964	0.6%	825	0.6%	17%
<b>8,767</b>	<b>5.8%</b>	<b>14,327</b>	<b>10.4%</b>	<b>-39%</b>
3,153	2.1%	2,885	2.1%	9%
471	0.3%	401	0.3%	17%
330	0.2%	205	0.1%	61%
362	0.2%	136	0.1%	166%
39	0.0%	1,141	0.8%	-97%
2,991	2.0%	3,978	2.9%	-25%
<b>7,346</b>	<b>4.9%</b>	<b>8,746</b>	<b>6.4%</b>	<b>-16%</b>
218	0.1%	314	0.2%	-31%
2,363	1.6%	1,520	1.1%	55%
138	0.1%	258	0.2%	-47%
523	0.3%	937	0.7%	-44%
5,657	3.8%	4,748	3.4%	19%
287	0.2%	449	0.3%	-36%
90,582	60.3%	67,009	48.7%	35%
427	0.3%	241	0.2%	77%
109	0.1%	423	0.3%	-74%
479	0.3%	571	0.4%	-16%
1,145	0.8%	933	0.7%	23%
2,489	1.7%	2,042	1.5%	22%
<b>104,417</b>	<b>69.5%</b>	<b>79,445</b>	<b>57.7%</b>	<b>31%</b>
2,721	1.8%	2,579	1.9%	6%
1,456	1.0%	1,166	0.8%	25%
<b>4,177</b>	<b>2.8%</b>	<b>3,745</b>	<b>2.7%</b>	<b>12%</b>
<b>150,245</b>	<b>100.0%</b>	<b>137,705</b>	<b>100.0%</b>	<b>9%</b>

### Stayover Visitor Nights (Sep / 2021)

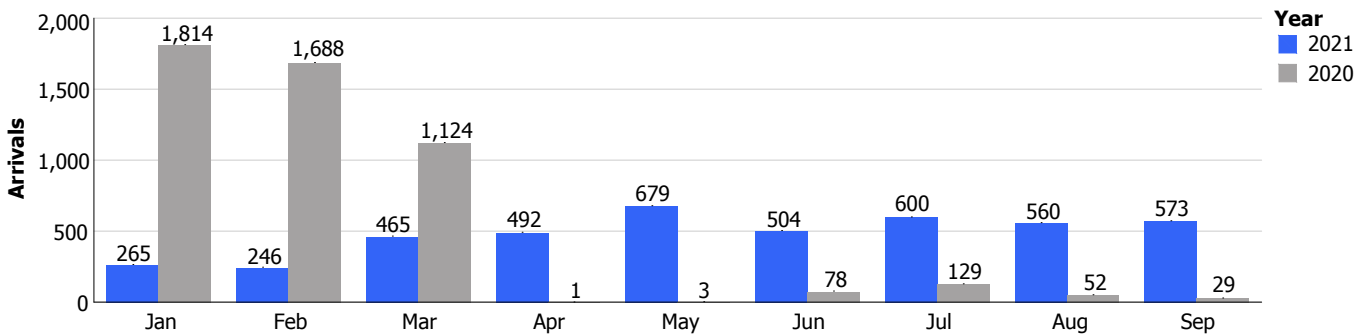
	Sep/2021	% Total	Sep/2020	% Total	% Change
<b>North America</b>					
Canada	1,525	0.5%	379	0.3%	302%
United States	23,564	8.1%	1,205	1.1%	1,856%
<b>Total</b>	<b>25,089</b>	<b>8.7%</b>	<b>1,584</b>	<b>1.4%</b>	<b>1,484%</b>
<b>South America</b>					
Argentina	206	0.1%	0	0.0%	
Brazil	6,602	2.3%	959	0.8%	588%
Chile	206	0.1%	0	0.0%	
Colombia	5,902	2.0%	7	0.0%	84,214%
Ecuador	641	0.2%	0	0.0%	
Panama	310	0.1%	2	0.0%	15,400%
Suriname	2,141	0.7%	111	0.1%	1,829%
Uruguay	1,607	0.6%	0	0.0%	
Venezuela	851	0.3%	179	0.2%	375%
Other	1,393	0.5%	71	0.1%	1,862%
<b>Total</b>	<b>19,859</b>	<b>6.8%</b>	<b>1,329</b>	<b>1.2%</b>	<b>1,394%</b>
<b>Caribbean</b>					
Aruba	3,170	1.1%	0	0.0%	
Dom. Rep.	544	0.2%	45	0.0%	1,109%
Haiti	649	0.2%	7	0.0%	9,171%
Jamaica	1,246	0.4%	0	0.0%	
Trinidad & Tobago	38	0.0%	19	0.0%	100%
Other	2,606	0.9%	479	0.4%	444%
<b>Total</b>	<b>8,253</b>	<b>2.8%</b>	<b>550</b>	<b>0.5%</b>	<b>1,401%</b>
<b>Europe</b>					
Austria	329	0.1%	199	0.2%	65%
Belgium	6,107	2.1%	1,015	0.9%	502%
Denmark	654	0.2%	66	0.1%	891%
France	598	0.2%	466	0.4%	28%
Germany	14,631	5.0%	5,393	4.7%	171%
Italy	499	0.2%	394	0.3%	27%
Netherlands	200,052	69.0%	98,498	86.1%	103%
Spain	940	0.3%	82	0.1%	1,046%
Sweden	129	0.0%	54	0.0%	139%
Switzerland	1,474	0.5%	490	0.4%	201%
United Kingdom	3,129	1.1%	1,392	1.2%	125%
Other	3,656	1.3%	1,904	1.7%	92%
<b>Total</b>	<b>232,198</b>	<b>80.1%</b>	<b>109,953</b>	<b>96.1%</b>	<b>111%</b>
<b>Others</b>					
Not Stated	2,140	0.7%	594	0.5%	260%
Other	2,392	0.8%	432	0.4%	454%
<b>Total</b>	<b>4,532</b>	<b>1.6%</b>	<b>1,026</b>	<b>0.9%</b>	<b>342%</b>
<b>Overall</b>	<b>289,931</b>	<b>100.0%</b>	<b>114,442</b>	<b>100.0%</b>	<b>153%</b>

2021YTD	% Total	2020YTD	% Total	% Change
10,383	0.6%	92,733	7.0%	-89%
185,152	11.1%	148,595	11.2%	25%
<b>195,535</b>	<b>11.7%</b>	<b>241,328</b>	<b>18.2%</b>	<b>-19%</b>
2,360	0.1%	5,180	0.4%	-54%
15,070	0.9%	17,522	1.3%	-14%
700	0.0%	2,079	0.2%	-66%
42,681	2.6%	44,878	3.4%	-5%
2,884	0.2%	1,248	0.1%	131%
3,339	0.2%	1,803	0.1%	85%
5,477	0.3%	7,736	0.6%	-29%
3,671	0.2%	1,417	0.1%	159%
5,298	0.3%	12,668	1.0%	-58%
9,570	0.6%	5,339	0.4%	79%
<b>91,050</b>	<b>5.4%</b>	<b>99,870</b>	<b>7.5%</b>	<b>-9%</b>
18,771	1.1%	14,104	1.1%	33%
5,035	0.3%	4,622	0.3%	9%
3,486	0.2%	2,247	0.2%	55%
4,882	0.3%	1,042	0.1%	369%
331	0.0%	4,781	0.4%	-93%
16,374	1.0%	18,996	1.4%	-14%
<b>48,879</b>	<b>2.9%</b>	<b>45,792</b>	<b>3.5%</b>	<b>7%</b>
2,890	0.2%	3,881	0.3%	-26%
28,181	1.7%	17,403	1.3%	62%
2,597	0.2%	2,618	0.2%	-1%
6,911	0.4%	7,785	0.6%	-11%
83,838	5.0%	59,503	4.5%	41%
4,447	0.3%	4,245	0.3%	5%
1,116,943	66.7%	790,854	59.6%	41%
7,396	0.4%	2,500	0.2%	196%
1,331	0.1%	4,930	0.4%	-73%
6,361	0.4%	6,223	0.5%	2%
19,170	1.1%	10,461	0.8%	83%
30,120	1.8%	19,272	1.5%	56%
<b>1,310,185</b>	<b>78.3%</b>	<b>929,675</b>	<b>70.1%</b>	<b>41%</b>
14,121	0.8%	2,932	0.2%	382%
13,654	0.8%	7,031	0.5%	94%
<b>27,775</b>	<b>1.7%</b>	<b>9,963</b>	<b>0.8%</b>	<b>179%</b>
<b>1,673,424</b>	<b>100.0%</b>	<b>1,326,628</b>	<b>100.0%</b>	<b>26%</b>

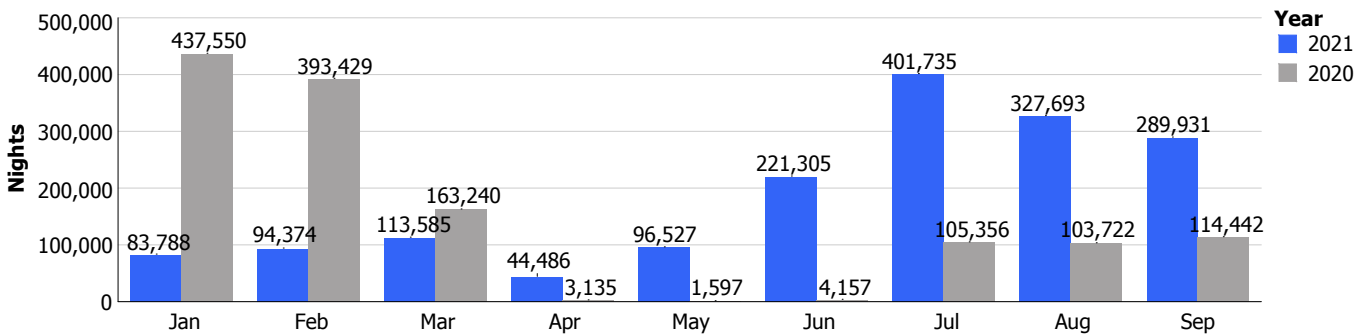
### Stay over



### Day trippers



### Stay over nights



### Cruise arrivals

