

Overall Visitor Arrival Performance (Aug / 2021)

Total Stayover Arrivals by Region

Region	Aug/2021	% Total	Aug/2020	% Total	% Change
North America	4,421	14%	114	1%	3,778%
South America	1,657	5%	154	2%	976%
Caribbean	1,305	4%	483	5%	170%
Europe	22,770	74%	8,224	89%	177%
Others	699	2%	254	3%	175%
Total	30,852	100%	9,229	100%	234%

2021YTD	% Total	2020YTD	% Total	% Change
22,108	18%	31,273	25%	-29%
6,316	5%	14,146	11%	-55%
6,062	5%	8,664	7%	-30%
84,761	69%	69,957	55%	21%
3,459	3%	3,243	3%	7%
122,706	100%	127,283	100%	-4%

Total Daytrippers

	Aug/2021	% Total	Aug/2020	% Total	% Change
Day Trippers	560	100%	52	100%	977%

2021YTD	% Total	2020YTD	% Total	% Change
3,811	100%	4,889	100%	-22%

Total Nights by Region

Region	Aug/2021	% Total	Aug/2020	% Total	% Change
North America	30,996	9.5%	1,140	1.1%	2,619%
South America	18,043	5.5%	702	0.7%	2,470%
Caribbean	8,520	2.6%	2,287	2.2%	273%
Europe	266,471	81.3%	98,476	94.9%	171%
Others	3,567	1.1%	1,117	1.1%	219%
Total	327,597	100%	103,722	100%	216%

2021YTD	% Total	2020YTD	% Total	% Change
170,446	12.3%	239,705	19.8%	-29%
71,108	5.1%	98,521	8.1%	-28%
40,616	2.9%	45,246	3.7%	-10%
1,077,986	77.9%	819,594	67.6%	32%
23,243	1.7%	8,937	0.7%	160%
1,383,399	100%	1,212,003	100%	14%

Total Cruise Arrivals

	Aug/2021	% Total	Aug/2020	% Total	% Change
Cruise Arrivals	11,850	100%	0		
Cruise Calls	11	100%	0		

2021YTD	% Total	2020YTD	% Total	% Change
21,066	100%	256,033	100%	-92%
20	100%	100	100%	-80%

Total Arrivals

	Aug/2021	% Total	Aug/2020	% Total	% Change
Cruise Arrivals	11,850	27%	0	0%	
Day Trippers	560	1%	52	1%	977%
Stayovers	30,852	71%	9,229	99%	234%
Total	43,262	100%	9,281	100%	366%

2021YTD	% Total	2020YTD	% Total	% Change
21,066	14%	256,033	66%	-92%
3,811	3%	4,889	1%	-22%
122,706	83%	127,283	33%	-4%
147,583	100%	388,205	100%	-62%

Source

Stayover: Immigration database / CTB
Visitor Nights: Immigration database / CTB
Cruise calls / passengers: CPA



Pietermaai 19, Curaçao, Dutch Caribbean
 Phone: (599-9) 461-8200
 Email: info@curacao.com
 Website: curacao.com

Stayover Visitor Arrival (Aug / 2021)

	Aug/2021	% Total	Aug/2020	% Total	% Change
North America					
Canada	72	0.2%	23	0.2%	213%
United States	4,349	14.1%	91	1.0%	4,679%
Total	4,421	14.3%	114	1.2%	3,778.07%

South America					
Argentina	23	0.1%	1	0.0%	2,200%
Brazil	335	1.1%	36	0.4%	831%
Chile	11	0.0%	0	0.0%	
Colombia	655	2.1%	8	0.1%	8,088%
Ecuador	116	0.4%	3	0.0%	3,767%
Panama	61	0.2%	2	0.0%	2,950%
Suriname	148	0.5%	1	0.0%	14,700%
Uruguay	92	0.3%	0	0.0%	
Venezuela	51	0.2%	87	0.9%	-41%
Other	165	0.5%	16	0.2%	931%
Total	1,657	5.4%	154	1.7%	975.97%

Caribbean					
Aruba	475	1.5%	65	0.7%	631%
Dom. Rep.	84	0.3%	2	0.0%	4,100%
Haiti	44	0.1%	0	0.0%	
Jamaica	123	0.4%	0	0.0%	
Trinidad & Tobago	8	0.0%	1	0.0%	700%
Other	571	1.9%	415	4.5%	38%
Total	1,305	4.2%	483	5.2%	170.19%

Europe					
Austria	50	0.2%	13	0.1%	285%
Belgium	482	1.6%	65	0.7%	642%
Denmark	21	0.1%	9	0.1%	133%
France	115	0.4%	22	0.2%	423%
Germany	1,056	3.4%	291	3.2%	263%
Italy	74	0.2%	12	0.1%	517%
Netherlands	20,107	65.2%	7,520	81.5%	167%
Spain	97	0.3%	20	0.2%	385%
Sweden	18	0.1%	1	0.0%	1,700%
Switzerland	94	0.3%	39	0.4%	141%
United Kingdom	213	0.7%	64	0.7%	233%
Other	443	1.4%	168	1.8%	164%
Total	22,770	73.8%	8,224	89.1%	176.87%

Others					
Not Stated	517	1.7%	145	1.6%	257%
Other	182	0.6%	109	1.2%	67%
Total	699	2.3%	254	2.8%	175.20%
Overall	30,852	100.0%	9,229	100.0%	234%

2021YTD	% Total	2020YTD	% Total	% Change
442	0.4%	10,044	7.9%	-96%
21,666	17.7%	21,229	16.7%	2%
22,108	18.0%	31,273	24.6%	-29%

111	0.1%	620	0.5%	-82%
946	0.8%	2,374	1.9%	-60%
36	0.0%	261	0.2%	-86%
2,863	2.3%	6,703	5.3%	-57%
297	0.2%	175	0.1%	70%
322	0.3%	405	0.3%	-20%
318	0.3%	1,072	0.8%	-70%
254	0.2%	164	0.1%	55%
357	0.3%	1,555	1.2%	-77%
812	0.7%	817	0.6%	-1%
6,316	5.1%	14,146	11.1%	-55%

2,594	2.1%	2,882	2.3%	-10%
402	0.3%	399	0.3%	1%
265	0.2%	204	0.2%	30%
270	0.2%	136	0.1%	99%
29	0.0%	1,137	0.9%	-97%
2,502	2.0%	3,906	3.1%	-36%
6,062	4.9%	8,664	6.8%	-30%

185	0.2%	307	0.2%	-40%
1,814	1.5%	1,448	1.1%	25%
98	0.1%	251	0.2%	-61%
478	0.4%	909	0.7%	-47%
4,594	3.7%	4,390	3.4%	5%
252	0.2%	405	0.3%	-38%
73,444	59.9%	58,359	45.8%	26%
362	0.3%	234	0.2%	55%
98	0.1%	418	0.3%	-77%
370	0.3%	533	0.4%	-31%
938	0.8%	841	0.7%	12%
2,128	1.7%	1,862	1.5%	14%
84,761	69.1%	69,957	55.0%	21%

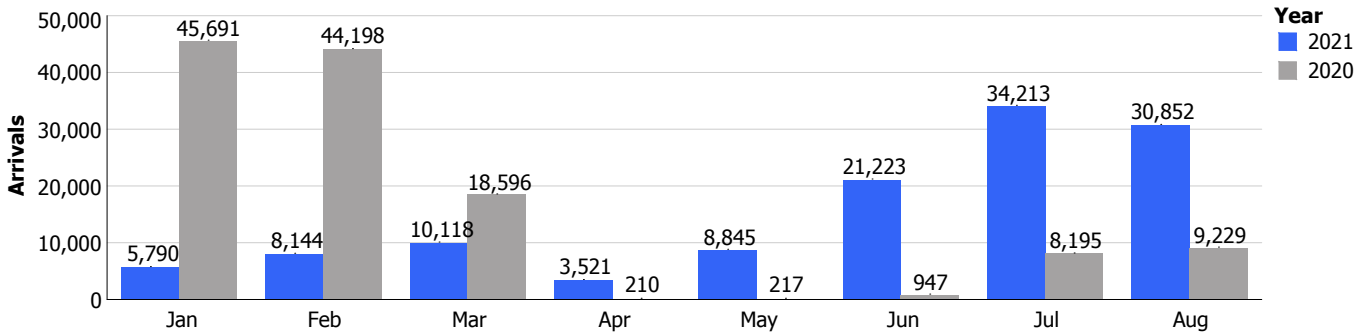
2,256	1.8%	2,386	1.9%	-5%
1,203	1.0%	857	0.7%	40%
3,459	2.8%	3,243	2.5%	7%
122,706	100.0%	127,283	100.0%	-4%

Stayover Visitor Nights (Aug / 2021)

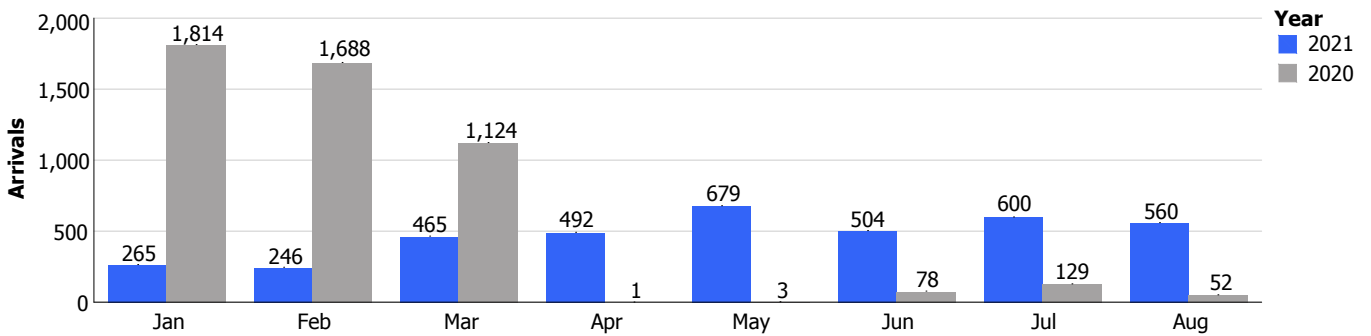
	Aug/2021	% Total	Aug/2020	% Total	% Change
North America					
Canada	1,484	0.5%	211	0.2%	603%
United States	29,512	9.0%	929	0.9%	3,077%
Total	30,996	9.5%	1,140	1.1%	2,619%
South America					
Argentina	411	0.1%	13	0.0%	3,062%
Brazil	2,626	0.8%	314	0.3%	736%
Chile	110	0.0%	0	0.0%	
Colombia	9,402	2.9%	14	0.0%	67,057%
Ecuador	610	0.2%	5	0.0%	12,100%
Panama	552	0.2%	26	0.0%	2,023%
Suriname	1,688	0.5%	7	0.0%	24,014%
Uruguay	769	0.2%	0	0.0%	
Venezuela	554	0.2%	239	0.2%	132%
Other	1,321	0.4%	84	0.1%	1,473%
Total	18,043	5.5%	702	0.7%	2,470%
Caribbean					
Aruba	2,552	0.8%	494	0.5%	417%
Dom. Rep.	915	0.3%	14	0.0%	6,436%
Haiti	494	0.2%	0	0.0%	
Jamaica	1,421	0.4%	0	0.0%	
Trinidad & Tobago	101	0.0%	0	0.0%	
Other	3,037	0.9%	1,779	1.7%	71%
Total	8,520	2.6%	2,287	2.2%	273%
Europe					
Austria	715	0.2%	229	0.2%	212%
Belgium	4,920	1.5%	881	0.8%	458%
Denmark	555	0.2%	83	0.1%	569%
France	1,230	0.4%	250	0.2%	392%
Germany	14,894	4.5%	4,305	4.2%	246%
Italy	898	0.3%	131	0.1%	585%
Netherlands	232,552	71.0%	89,388	86.2%	160%
Spain	1,448	0.4%	113	0.1%	1,181%
Sweden	237	0.1%	45	0.0%	427%
Switzerland	1,242	0.4%	508	0.5%	144%
United Kingdom	3,018	0.9%	1,234	1.2%	145%
Other	4,762	1.5%	1,309	1.3%	264%
Total	266,471	81.3%	98,476	94.9%	171%
Others					
Not Stated	2,159	0.7%	566	0.5%	281%
Other	1,408	0.4%	551	0.5%	156%
Total	3,567	1.1%	1,117	1.1%	219%
Overall	327,597	100.0%	103,722	100.0%	216%

2021YTD	% Total	2020YTD	% Total	% Change
8,858	0.6%	92,315	7.6%	-90%
161,588	11.7%	147,390	12.2%	10%
170,446	12.3%	239,705	19.8%	-29%
2,154	0.2%	5,180	0.4%	-58%
8,468	0.6%	16,563	1.4%	-49%
494	0.0%	2,062	0.2%	-76%
36,696	2.7%	44,871	3.7%	-18%
2,243	0.2%	1,248	0.1%	80%
3,029	0.2%	1,801	0.1%	68%
3,336	0.2%	7,625	0.6%	-56%
2,064	0.1%	1,417	0.1%	46%
4,447	0.3%	12,486	1.0%	-64%
8,177	0.6%	5,268	0.4%	55%
71,108	5.1%	98,521	8.1%	-28%
15,601	1.1%	14,104	1.2%	11%
4,491	0.3%	4,577	0.4%	-2%
2,823	0.2%	2,240	0.2%	26%
3,636	0.3%	1,042	0.1%	249%
293	0.0%	4,762	0.4%	-94%
13,772	1.0%	18,521	1.5%	-26%
40,616	2.9%	45,246	3.7%	-10%
2,561	0.2%	3,682	0.3%	-30%
22,074	1.6%	16,388	1.4%	35%
1,943	0.1%	2,552	0.2%	-24%
6,313	0.5%	7,319	0.6%	-14%
69,207	5.0%	54,110	4.5%	28%
3,948	0.3%	3,851	0.3%	3%
916,890	66.3%	692,217	57.1%	32%
6,456	0.5%	2,418	0.2%	167%
1,202	0.1%	4,876	0.4%	-75%
4,887	0.4%	5,733	0.5%	-15%
16,041	1.2%	9,080	0.7%	77%
26,464	1.9%	17,368	1.4%	52%
1,077,986	77.9%	819,594	67.6%	32%
11,981	0.9%	2,338	0.2%	412%
11,262	0.8%	6,599	0.5%	71%
23,243	1.7%	8,937	0.7%	160%
1,383,399	100.0%	1,212,003	100.0%	14%

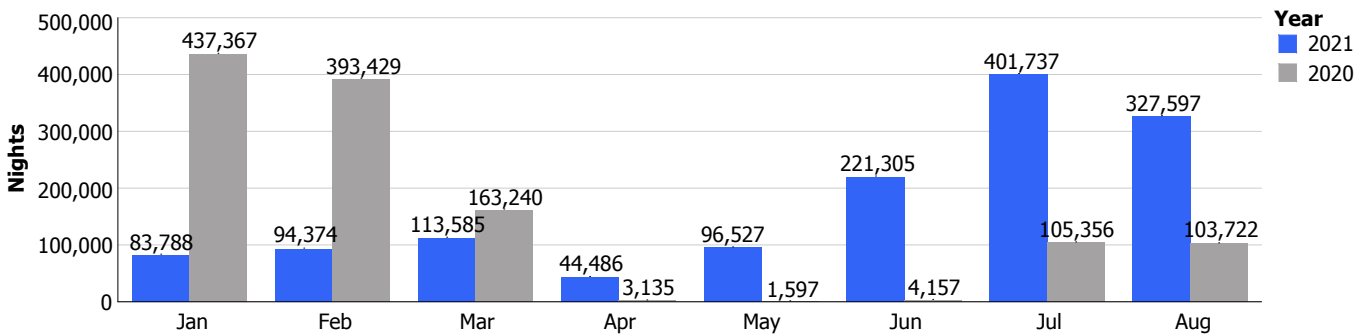
Stay over



Day trippers



Stay over nights



Cruise arrivals

