

Overall Visitor Arrival Performance (Jul / 2021)

Total Stayover Arrivals by Region

Region	Jul/2021	% Total	Jul/2020	% Total	% Change
North America	5,263	15%	71	1%	7,313%
South America	1,532	4%	173	2%	786%
Caribbean	1,627	5%	907	11%	79%
Europe	25,100	73%	6,841	83%	267%
Others	690	2%	203	2%	240%
Total	34,212	100%	8,195	100%	317%

2021YTD	% Total	2020YTD	% Total	% Change
17,686	19%	31,159	26%	-43%
4,659	5%	13,992	12%	-67%
4,759	5%	8,181	7%	-42%
61,984	67%	61,733	52%	0%
2,765	3%	2,989	3%	-7%
91,853	100%	118,054	100%	-22%

Total Daytrippers

	Jul/2021	% Total	Jul/2020	% Total	% Change
Day Trippers	601	100%	129	100%	366%

2021YTD	% Total	2020YTD	% Total	% Change
3,252	100%	4,837	100%	-33%

Total Nights by Region

Region	Jul/2021	% Total	Jul/2020	% Total	% Change
North America	38,607	9.6%	927	0.9%	4,065%
South America	14,345	3.6%	951	0.9%	1,408%
Caribbean	10,541	2.6%	4,600	4.4%	129%
Europe	334,174	83.2%	98,201	93.2%	240%
Others	3,882	1.0%	677	0.6%	473%
Total	401,549	100%	105,356	100%	281%

2021YTD	% Total	2020YTD	% Total	% Change
139,439	13.2%	238,565	21.5%	-42%
53,032	5.0%	97,819	8.8%	-46%
32,051	3.0%	42,959	3.9%	-25%
811,422	76.9%	721,118	65.1%	13%
19,670	1.9%	7,820	0.7%	152%
1,055,614	100%	1,108,281	100%	-5%

Total Cruise Arrivals

	Jul/2021	% Total	Jul/2020	% Total	% Change
Cruise Arrivals	7,630	100%	0		
Cruise Calls	6	100%	0		

2021YTD	% Total	2020YTD	% Total	% Change
9,216	100%	256,033	100%	-96%
9	100%	100	100%	-91%

Total Arrivals

	Jul/2021	% Total	Jul/2020	% Total	% Change
Cruise Arrivals	7,630	18%	0	0%	
Day Trippers	601	1%	129	2%	366%
Stayovers	34,212	81%	8,195	98%	317%
Total	42,443	100%	8,324	100%	410%

2021YTD	% Total	2020YTD	% Total	% Change
9,216	9%	256,033	68%	-96%
3,252	3%	4,837	1%	-33%
91,853	88%	118,054	31%	-22%
104,321	100%	378,924	100%	-72%

Source

Stayover: Immigration database / CTB
Visitor Nights: Immigration database / CTB
Cruise calls / passengers: CPA

Stayover Visitor Arrival (Jul / 2021)

	Jul/2021	% Total	Jul/2020	% Total	% Change
North America					
Canada	69	0.2%	13	0.2%	431%
United States	5,194	15.2%	58	0.7%	8,855%
Total	5,263	15.4%	71	0.9%	7,312.68%
South America					
Argentina	19	0.1%	2	0.0%	850%
Brazil	335	1.0%	53	0.6%	532%
Chile	5	0.0%	1	0.0%	400%
Colombia	591	1.7%	9	0.1%	6,467%
Ecuador	83	0.2%	0	0.0%	
Panama	76	0.2%	0	0.0%	
Suriname	90	0.3%	15	0.2%	500%
Uruguay	88	0.3%	0	0.0%	
Venezuela	73	0.2%	87	1.1%	-16%
Other	172	0.5%	6	0.1%	2,767%
Total	1,532	4.5%	173	2.1%	785.55%
Caribbean					
Aruba	756	2.2%	330	4.0%	129%
Dom. Rep.	74	0.2%	8	0.1%	825%
Haiti	33	0.1%	4	0.0%	725%
Jamaica	73	0.2%	5	0.1%	1,360%
Trinidad & Tobago	2	0.0%	0	0.0%	
Other	689	2.0%	560	6.8%	23%
Total	1,627	4.8%	907	11.1%	79.38%
Europe					
Austria	44	0.1%	1	0.0%	4,300%
Belgium	776	2.3%	139	1.7%	458%
Denmark	25	0.1%	8	0.1%	212%
France	95	0.3%	21	0.3%	352%
Germany	1,032	3.0%	158	1.9%	553%
Italy	46	0.1%	12	0.1%	283%
Netherlands	22,249	65.0%	6,372	77.8%	249%
Spain	60	0.2%	11	0.1%	445%
Sweden	13	0.0%	2	0.0%	550%
Switzerland	143	0.4%	14	0.2%	921%
United Kingdom	203	0.6%	26	0.3%	681%
Other	414	1.2%	77	0.9%	438%
Total	25,100	73.4%	6,841	83.5%	266.91%
Others					
Not Stated	450	1.3%	154	1.9%	192%
Other	240	0.7%	49	0.6%	390%
Total	690	2.0%	203	2.5%	239.90%
Overall	34,212	100.0%	8,195	100.0%	317%

2021YTD	% Total	2020YTD	% Total	% Change
370	0.4%	10,021	8.5%	-96%
17,316	18.9%	21,138	17.9%	-18%
17,686	19.3%	31,159	26.4%	-43%
88	0.1%	619	0.5%	-86%
611	0.7%	2,338	2.0%	-74%
25	0.0%	261	0.2%	-90%
2,209	2.4%	6,695	5.7%	-67%
181	0.2%	172	0.1%	5%
261	0.3%	403	0.3%	-35%
170	0.2%	1,071	0.9%	-84%
162	0.2%	164	0.1%	-1%
306	0.3%	1,468	1.2%	-79%
646	0.7%	801	0.7%	-19%
4,659	5.1%	13,992	11.9%	-67%
2,115	2.3%	2,817	2.4%	-25%
317	0.3%	397	0.3%	-20%
221	0.2%	204	0.2%	8%
147	0.2%	136	0.1%	8%
21	0.0%	1,136	1.0%	-98%
1,938	2.1%	3,491	3.0%	-44%
4,759	5.2%	8,181	6.9%	-42%
135	0.1%	294	0.2%	-54%
1,332	1.5%	1,383	1.2%	-4%
77	0.1%	242	0.2%	-68%
363	0.4%	887	0.8%	-59%
3,536	3.8%	4,099	3.5%	-14%
178	0.2%	393	0.3%	-55%
53,332	58.1%	50,839	43.1%	5%
265	0.3%	214	0.2%	24%
80	0.1%	417	0.4%	-81%
276	0.3%	494	0.4%	-44%
725	0.8%	777	0.7%	-7%
1,685	1.8%	1,694	1.4%	-1%
61,984	67.5%	61,733	52.3%	0%
1,752	1.9%	2,241	1.9%	-22%
1,013	1.1%	748	0.6%	35%
2,765	3.0%	2,989	2.5%	-7%
91,853	100.0%	118,054	100.0%	-22%



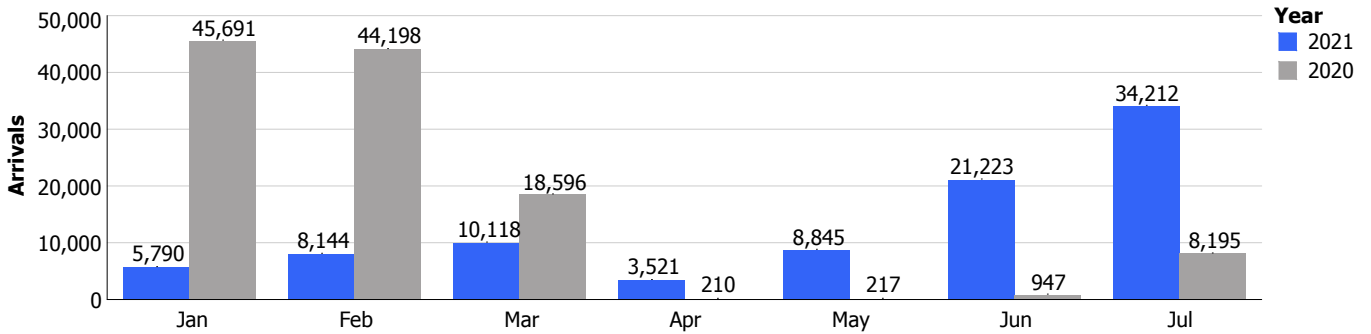
Pietermaai 19, Curaçao, Dutch Caribbean
 Phone: (599-9) 461-8200
 Email: info@curacao.com
 Website: curacao.com

Stayover Visitor Nights (Jul / 2021)

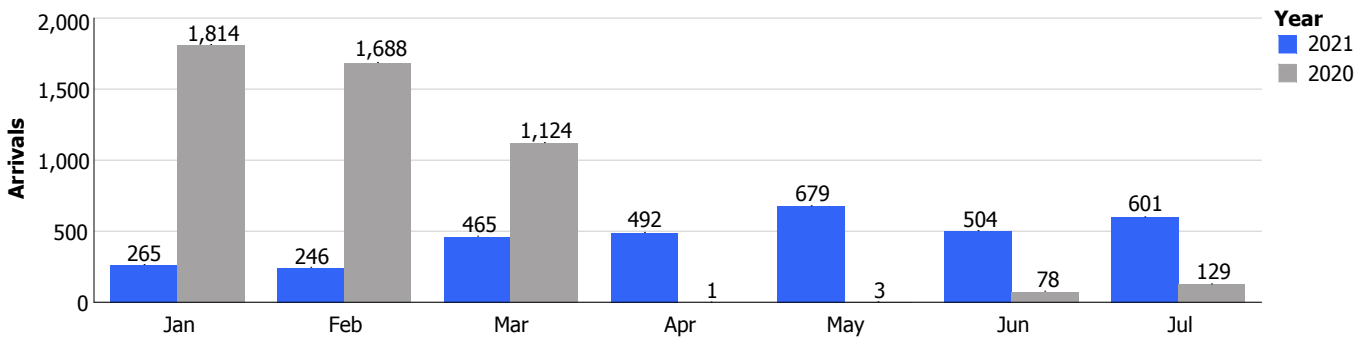
	Jul/2021	% Total	Jul/2020	% Total	% Change
North America					
Canada	798	0.2%	285	0.3%	180%
United States	37,809	9.4%	642	0.6%	5,789%
Total	38,607	9.6%	927	0.9%	4,065%
South America					
Argentina	445	0.1%	6	0.0%	7,317%
Brazil	2,564	0.6%	468	0.4%	448%
Chile	51	0.0%	0	0.0%	
Colombia	6,163	1.5%	129	0.1%	4,678%
Ecuador	506	0.1%	0	0.0%	
Panama	652	0.2%	0	0.0%	
Suriname	860	0.2%	110	0.1%	682%
Uruguay	735	0.2%	0	0.0%	
Venezuela	836	0.2%	220	0.2%	280%
Other	1,533	0.4%	18	0.0%	8,417%
Total	14,345	3.6%	951	0.9%	1,408%
Caribbean					
Aruba	4,535	1.1%	2,019	1.9%	125%
Dom. Rep.	826	0.2%	73	0.1%	1,032%
Haiti	297	0.1%	44	0.0%	575%
Jamaica	1,385	0.3%	26	0.0%	5,227%
Trinidad & Tobago	35	0.0%	0	0.0%	
Other	3,463	0.9%	2,438	2.3%	42%
Total	10,541	2.6%	4,600	4.4%	129%
Europe					
Austria	610	0.2%	66	0.1%	824%
Belgium	9,750	2.4%	1,913	1.8%	410%
Denmark	434	0.1%	179	0.2%	142%
France	1,288	0.3%	335	0.3%	284%
Germany	15,379	3.8%	2,682	2.5%	473%
Italy	860	0.2%	130	0.1%	562%
Netherlands	295,101	73.5%	91,441	86.8%	223%
Spain	896	0.2%	145	0.1%	518%
Sweden	121	0.0%	10	0.0%	1,110%
Switzerland	1,765	0.4%	209	0.2%	744%
United Kingdom	2,839	0.7%	452	0.4%	528%
Other	5,131	1.3%	639	0.6%	703%
Total	334,174	83.2%	98,201	93.2%	240%
Others					
Not Stated	1,539	0.4%	413	0.4%	273%
Other	2,343	0.6%	264	0.3%	788%
Total	3,882	1.0%	677	0.6%	473%
Overall	401,549	100.0%	105,356	100.0%	281%

2021YTD	% Total	2020YTD	% Total	% Change
7,374	0.7%	92,104	8.3%	-92%
132,065	12.5%	146,461	13.2%	-10%
139,439	13.2%	238,565	21.5%	-42%
1,743	0.2%	5,167	0.5%	-66%
5,845	0.6%	16,249	1.5%	-64%
384	0.0%	2,062	0.2%	-81%
27,283	2.6%	44,857	4.0%	-39%
1,633	0.2%	1,243	0.1%	31%
2,477	0.2%	1,775	0.2%	40%
1,648	0.2%	7,618	0.7%	-78%
1,295	0.1%	1,417	0.1%	-9%
3,883	0.4%	12,247	1.1%	-68%
6,841	0.6%	5,184	0.5%	32%
53,032	5.0%	97,819	8.8%	-46%
13,045	1.2%	13,610	1.2%	-4%
3,522	0.3%	4,563	0.4%	-23%
2,314	0.2%	2,240	0.2%	3%
2,215	0.2%	1,042	0.1%	113%
192	0.0%	4,762	0.4%	-96%
10,763	1.0%	16,742	1.5%	-36%
32,051	3.0%	42,959	3.9%	-25%
1,846	0.2%	3,453	0.3%	-47%
17,148	1.6%	15,507	1.4%	11%
1,388	0.1%	2,469	0.2%	-44%
5,083	0.5%	7,069	0.6%	-28%
54,297	5.1%	49,805	4.5%	9%
3,050	0.3%	3,720	0.3%	-18%
684,267	64.8%	602,829	54.4%	14%
5,008	0.5%	2,305	0.2%	117%
965	0.1%	4,831	0.4%	-80%
3,645	0.3%	5,225	0.5%	-30%
13,023	1.2%	7,846	0.7%	66%
21,702	2.1%	16,059	1.4%	35%
811,422	76.9%	721,118	65.1%	13%
9,822	0.9%	1,772	0.2%	454%
9,848	0.9%	6,048	0.5%	63%
19,670	1.9%	7,820	0.7%	152%
1,055,614	100.0%	1,108,281	100.0%	-5%

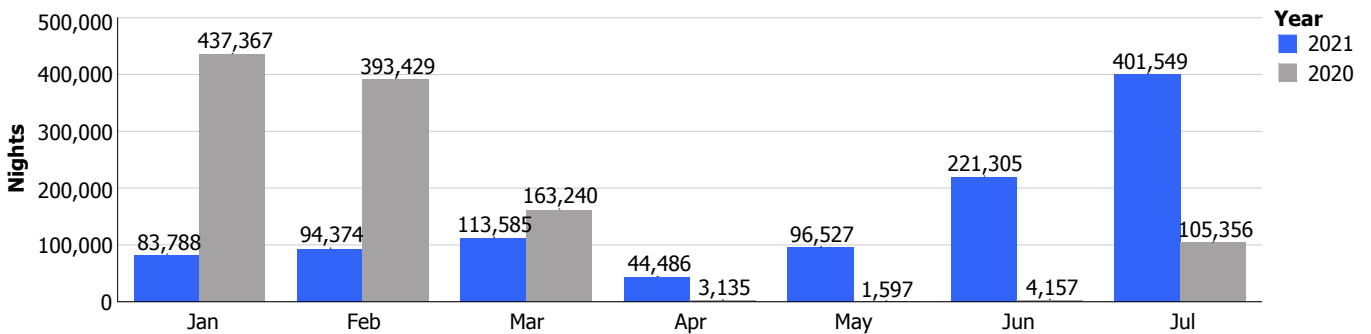
Stay over



Day trippers



Stay over nights



Cruise arrivals

