

Overall Visitor Arrival Performance (Jun / 2021)

Total Stayover Arrivals by Region

Region	Jun/2021	% Total	Jun/2020	% Total	% Change
North America	4,821	23%	74	8%	6,415%
South America	1,381	7%	216	23%	539%
Caribbean	1,003	5%	353	37%	184%
Europe	13,541	64%	196	21%	6,809%
Others	477	2%	108	11%	342%
Total	21,223	100%	947	100%	2,141%

2021YTD	% Total	2020YTD	% Total	% Change
12,423	22%	31,088	28%	-60%
3,126	5%	13,819	13%	-77%
3,133	5%	7,274	7%	-57%
36,884	64%	54,892	50%	-33%
2,075	4%	2,786	3%	-26%
57,641	100%	109,859	100%	-48%

Total Daytrippers

	Jun/2021	% Total	Jun/2020	% Total	% Change
Day Trippers	504	100%	78	100%	546%

2021YTD	% Total	2020YTD	% Total	% Change
2,651	100%	4,708	100%	-44%

Total Nights by Region

Region	Jun/2021	% Total	Jun/2020	% Total	% Change
North America	36,639	16.6%	280	6.7%	12,985%
South America	14,568	6.6%	306	7.4%	4,661%
Caribbean	5,600	2.5%	1,345	32.4%	316%
Europe	161,559	73.0%	2,139	51.5%	7,453%
Others	2,917	1.3%	87	2.1%	3,253%
Total	221,283	100%	4,157	100%	5,223%

2021YTD	% Total	2020YTD	% Total	% Change
100,836	15.4%	237,638	23.7%	-58%
38,659	5.9%	96,868	9.7%	-60%
21,517	3.3%	38,359	3.8%	-44%
477,243	73.0%	622,917	62.1%	-23%
15,788	2.4%	7,143	0.7%	121%
654,043	100%	1,002,925	100%	-35%

Total Cruise Arrivals

	Jun/2021	% Total	Jun/2020	% Total	% Change
Cruise Arrivals	1,586	100%	0		
Cruise Calls	3	100%	0		

2021YTD	% Total	2020YTD	% Total	% Change
1,586	100%	256,033	100%	-99%
3	100%	100	100%	-97%

Total Arrivals

	Jun/2021	% Total	Jun/2020	% Total	% Change
Cruise Arrivals	1,586	7%	0	0%	
Day Trippers	504	2%	78	8%	546%
Stayovers	21,223	91%	947	92%	2,141%
Total	23,313	100%	1,025	100%	2,174%

2021YTD	% Total	2020YTD	% Total	% Change
1,586	3%	256,033	69%	-99%
2,651	4%	4,708	1%	-44%
57,641	93%	109,859	30%	-48%
61,878	100%	370,600	100%	-83%

Source

Stayover: Immigration database / CTB
Visitor Nights: Immigration database / CTB
Cruise calls / passengers: CPA



Pietermaai 19, Curaçao, Dutch Caribbean
 Phone: (599-9) 461-8200
 Email: info@curacao.com
 Website: curacao.com

Stayover Visitor Arrival (Jun / 2021)

	Jun/2021	% Total	Jun/2020	% Total	% Change
North America					
Canada	58	0.3%	3	0.3%	1,833%
United States	4,763	22.4%	71	7.5%	6,608%
Total	4,821	22.7%	74	7.8%	6,414.86%
South America					
Argentina	14	0.1%	2	0.2%	600%
Brazil	206	1.0%	0	0.0%	
Chile	2	0.0%	0	0.0%	
Colombia	647	3.0%	29	3.1%	2,131%
Ecuador	51	0.2%	2	0.2%	2,450%
Panama	102	0.5%	1	0.1%	10,100%
Suriname	15	0.1%	2	0.2%	650%
Uruguay	68	0.3%	0	0.0%	
Venezuela	54	0.3%	85	9.0%	-36%
Other	222	1.0%	95	10.0%	134%
Total	1,381	6.5%	216	22.8%	539.35%
Caribbean					
Aruba	421	2.0%	67	7.1%	528%
Dom. Rep.	49	0.2%	5	0.5%	880%
Haiti	40	0.2%	1	0.1%	3,900%
Jamaica	12	0.1%	6	0.6%	100%
Trinidad & Tobago	4	0.0%	2	0.2%	100%
Other	477	2.2%	272	28.7%	75%
Total	1,003	4.7%	353	37.3%	184.14%
Europe					
Austria	15	0.1%	2	0.2%	650%
Belgium	272	1.3%	25	2.6%	988%
Denmark	14	0.1%	0	0.0%	
France	81	0.4%	2	0.2%	3,950%
Germany	485	2.3%	1	0.1%	48,400%
Italy	20	0.1%	12	1.3%	67%
Netherlands	12,148	57.2%	126	13.3%	9,541%
Spain	56	0.3%	0	0.0%	
Sweden	20	0.1%	1	0.1%	1,900%
Switzerland	29	0.1%	0	0.0%	
United Kingdom	99	0.5%	13	1.4%	662%
Other	302	1.4%	14	1.5%	2,057%
Total	13,541	63.8%	196	20.7%	6,808.67%
Others					
Not Stated	329	1.6%	98	10.3%	236%
Other	148	0.7%	10	1.1%	1,380%
Total	477	2.2%	108	11.4%	341.67%
Overall	21,223	100.0%	947	100.0%	2,141%

2021YTD	% Total	2020YTD	% Total	% Change
301	0.5%	10,008	9.1%	-97%
12,122	21.0%	21,080	19.2%	-42%
12,423	21.6%	31,088	28.3%	-60%
69	0.1%	617	0.6%	-89%
276	0.5%	2,285	2.1%	-88%
20	0.0%	260	0.2%	-92%
1,618	2.8%	6,686	6.1%	-76%
98	0.2%	172	0.2%	-43%
185	0.3%	403	0.4%	-54%
80	0.1%	1,056	1.0%	-92%
74	0.1%	164	0.1%	-55%
232	0.4%	1,381	1.3%	-83%
474	0.8%	795	0.7%	-40%
3,126	5.4%	13,819	12.6%	-77%
1,359	2.4%	2,487	2.3%	-45%
244	0.4%	389	0.4%	-37%
188	0.3%	200	0.2%	-6%
74	0.1%	131	0.1%	-44%
19	0.0%	1,136	1.0%	-98%
1,249	2.2%	2,931	2.7%	-57%
3,133	5.4%	7,274	6.6%	-57%
91	0.2%	293	0.3%	-69%
556	1.0%	1,244	1.1%	-55%
52	0.1%	234	0.2%	-78%
268	0.5%	866	0.8%	-69%
2,504	4.3%	3,941	3.6%	-36%
132	0.2%	381	0.3%	-65%
31,083	53.9%	44,467	40.5%	-30%
205	0.4%	203	0.2%	1%
67	0.1%	415	0.4%	-84%
133	0.2%	480	0.4%	-72%
522	0.9%	751	0.7%	-30%
1,271	2.2%	1,617	1.5%	-21%
36,884	64.0%	54,892	50.0%	-33%
1,302	2.3%	2,087	1.9%	-38%
773	1.3%	699	0.6%	11%
2,075	3.6%	2,786	2.5%	-26%
57,641	100.0%	109,859	100.0%	-48%



Pietermaai 19, Curaçao, Dutch Caribbean
 Phone: (599-9) 461-8200
 Email: info@curacao.com
 Website: curacao.com

Stayover Visitor Nights (Jun / 2021)

	Jun/2021	% Total	Jun/2020	% Total	% Change
North America					
Canada	978	0.4%	12	0.3%	8,050%
United States	35,661	16.1%	268	6.4%	13,206%
Total	36,639	16.6%	280	6.7%	12,985%

South America					
Argentina	381	0.2%	0	0.0%	
Brazil	1,918	0.9%	0	0.0%	
Chile	25	0.0%	0	0.0%	
Colombia	7,448	3.4%	37	0.9%	20,030%
Ecuador	424	0.2%	0	0.0%	
Panama	519	0.2%	0	0.0%	
Suriname	189	0.1%	7	0.2%	2,600%
Uruguay	535	0.2%	0	0.0%	
Venezuela	695	0.3%	148	3.6%	370%
Other	2,434	1.1%	114	2.7%	2,035%
Total	14,568	6.6%	306	7.4%	4,661%

Caribbean					
Aruba	1,742	0.8%	295	7.1%	491%
Dom. Rep.	412	0.2%	22	0.5%	1,773%
Haiti	615	0.3%	0	0.0%	
Jamaica	42	0.0%	0	0.0%	
Trinidad & Tobago	93	0.0%	0	0.0%	
Other	2,696	1.2%	1,028	24.7%	162%
Total	5,600	2.5%	1,345	32.4%	316%

Europe					
Austria	216	0.1%	20	0.5%	980%
Belgium	3,535	1.6%	141	3.4%	2,407%
Denmark	287	0.1%	0	0.0%	
France	973	0.4%	20	0.5%	4,765%
Germany	7,510	3.4%	4	0.1%	187,650%
Italy	283	0.1%	11	0.3%	2,473%
Netherlands	141,021	63.7%	1,792	43.1%	7,769%
Spain	1,024	0.5%	0	0.0%	
Sweden	357	0.2%	10	0.2%	3,470%
Switzerland	366	0.2%	0	0.0%	
United Kingdom	1,623	0.7%	130	3.1%	1,148%
Other	4,364	2.0%	11	0.3%	39,573%
Total	161,559	73.0%	2,139	51.5%	7,453%

Others					
Not Stated	1,576	0.7%	25	0.6%	6,204%
Other	1,341	0.6%	62	1.5%	2,063%
Total	2,917	1.3%	87	2.1%	3,253%

Overall	221,283	100.0%	4,157	100.0%	5,223%
----------------	----------------	---------------	--------------	---------------	---------------

2021YTD	% Total	2020YTD	% Total	% Change
6,576	1.0%	91,819	9.2%	-93%
94,260	14.4%	145,819	14.5%	-35%
100,836	15.4%	237,638	23.7%	-58%

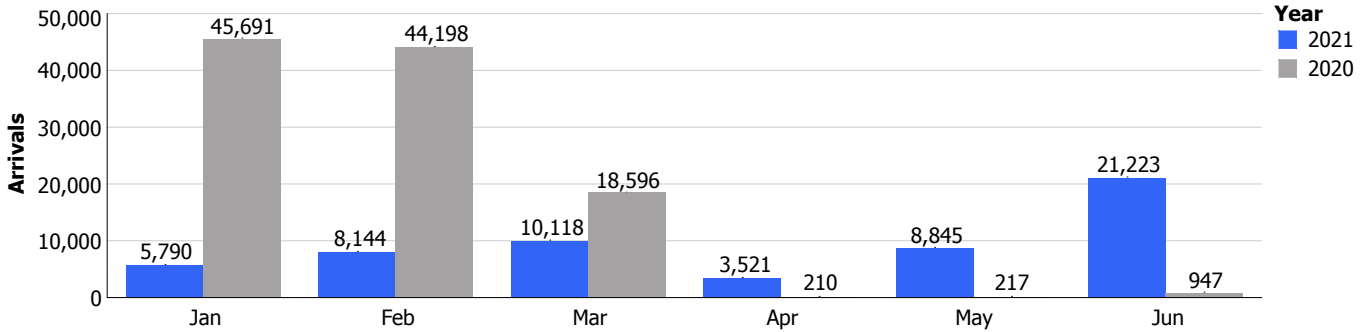
1,298	0.2%	5,161	0.5%	-75%
3,281	0.5%	15,781	1.6%	-79%
333	0.1%	2,062	0.2%	-84%
21,120	3.2%	44,728	4.5%	-53%
1,127	0.2%	1,243	0.1%	-9%
1,825	0.3%	1,775	0.2%	3%
788	0.1%	7,508	0.7%	-90%
560	0.1%	1,417	0.1%	-60%
3,019	0.5%	12,027	1.2%	-75%
5,308	0.8%	5,166	0.5%	3%
38,659	5.9%	96,868	9.7%	-60%

8,510	1.3%	11,591	1.2%	-27%
2,703	0.4%	4,490	0.4%	-40%
2,017	0.3%	2,196	0.2%	-8%
830	0.1%	1,016	0.1%	-18%
157	0.0%	4,762	0.5%	-97%
7,300	1.1%	14,304	1.4%	-49%
21,517	3.3%	38,359	3.8%	-44%

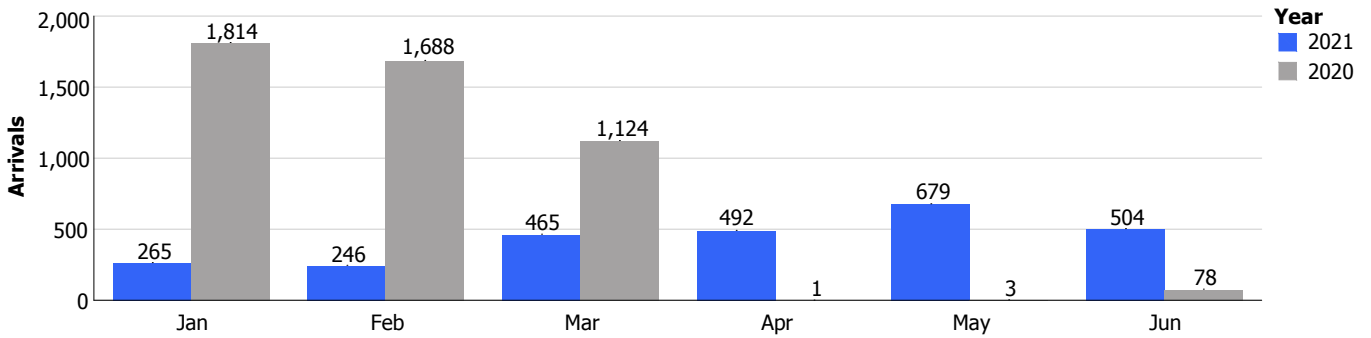
1,236	0.2%	3,387	0.3%	-64%
7,398	1.1%	13,594	1.4%	-46%
954	0.1%	2,290	0.2%	-58%
3,795	0.6%	6,734	0.7%	-44%
38,918	6.0%	47,123	4.7%	-17%
2,190	0.3%	3,590	0.4%	-39%
389,166	59.5%	511,388	51.0%	-24%
4,107	0.6%	2,160	0.2%	90%
844	0.1%	4,821	0.5%	-82%
1,880	0.3%	5,016	0.5%	-63%
10,184	1.6%	7,394	0.7%	38%
16,571	2.5%	15,420	1.5%	7%
477,243	73.0%	622,917	62.1%	-23%

8,283	1.3%	1,359	0.1%	509%
7,505	1.1%	5,784	0.6%	30%
15,788	2.4%	7,143	0.7%	121%
654,043	100.0%	1,002,925	100.0%	-35%

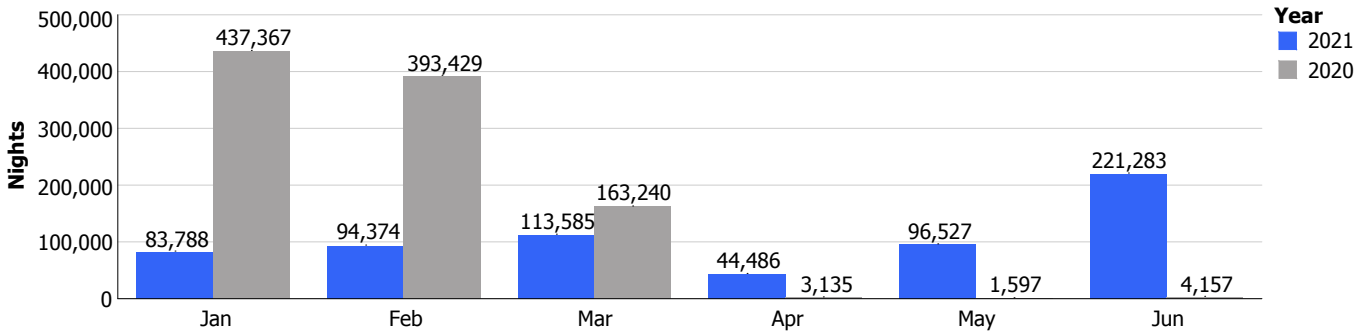
Stay over



Day trippers



Stay over nights



Cruise arrivals

