

Overall Visitor Arrival Performance (May / 2021)

Total Stayover Arrivals by Region

Region	May/2021	% Total	May/2020	% Total	% Change
North America	2,270	26%	52	24%	4,265%
South America	351	4%	72	33%	388%
Caribbean	470	5%	13	6%	3,515%
Europe	5,445	62%	60	28%	8,975%
Others	309	3%	20	9%	1,445%
Total	8,845	100%	217	100%	3,976%

2021YTD	% Total	2020YTD	% Total	% Change
7,602	21%	31,014	28%	-75%
1,745	5%	13,603	12%	-87%
2,130	6%	6,921	6%	-69%
23,343	64%	54,696	50%	-57%
1,598	4%	2,678	2%	-40%
36,418	100%	108,912	100%	-67%

Total Daytrippers

	May/2021	% Total	May/2020	% Total	% Change
Day Trippers	679	100%	3	100%	22,533%

2021YTD	% Total	2020YTD	% Total	% Change
2,147	100%	4,630	100%	-54%

Total Nights by Region

Region	May/2021	% Total	May/2020	% Total	% Change
North America	15,139	15.7%	444	27.8%	3,310%
South America	5,809	6.0%	158	9.9%	3,577%
Caribbean	3,356	3.5%	92	5.8%	3,548%
Europe	70,048	72.6%	903	56.5%	7,657%
Others	2,175	2.3%	0	0.0%	
Total	96,527	100%	1,597	100%	5,944%

2021YTD	% Total	2020YTD	% Total	% Change
64,197	14.8%	237,358	23.8%	-73%
24,091	5.6%	96,562	9.7%	-75%
15,917	3.7%	37,014	3.7%	-57%
315,684	72.9%	620,778	62.2%	-49%
12,871	3.0%	7,056	0.7%	82%
432,760	100%	998,768	100%	-57%

Total Cruise Arrivals

	May/2021	% Total	May/2020	% Total	% Change
Cruise Arrivals	0		0		
Cruise Calls	0		0		

2021YTD	% Total	2020YTD	% Total	% Change
0		256,033	100%	-100%
0		100	100%	-100%

Total Arrivals

	May/2021	% Total	May/2020	% Total	% Change
Cruise Arrivals	0	0%	0	0%	
Day Trippers	679	7%	3	1%	22,533%
Stayovers	8,845	93%	217	99%	3,976%
Total	9,524	100%	220	100%	4,229%

2021YTD	% Total	2020YTD	% Total	% Change
0	0%	256,033	69%	-100%
2,147	6%	4,630	1%	-54%
36,418	94%	108,912	29%	-67%
38,565	100%	369,575	100%	-90%

Source

Stayover: Immigration database / CTB
Visitor Nights: Immigration database / CTB
Cruise calls / passengers: CPA

Stayover Visitor Arrival (May / 2021)

	May/2021	% Total	May/2020	% Total	% Change
North America					
Canada	36	0.4%	3	1.4%	1,100%
United States	2,234	25.3%	49	22.6%	4,459%
Total	2,270	25.7%	52	24.0%	4,265.38%
South America					
Argentina	5	0.1%	0	0.0%	
Brazil	9	0.1%	0	0.0%	
Chile	0	0.0%	0	0.0%	
Colombia	209	2.4%	4	1.8%	5,125%
Ecuador	18	0.2%	0	0.0%	
Panama	19	0.2%	0	0.0%	
Suriname	3	0.0%	0	0.0%	
Uruguay	1	0.0%	0	0.0%	
Venezuela	55	0.6%	67	30.9%	-18%
Other	32	0.4%	1	0.5%	3,100%
Total	351	4.0%	72	33.2%	387.50%
Caribbean					
Aruba	200	2.3%	6	2.8%	3,233%
Dom. Rep.	40	0.5%	2	0.9%	1,900%
Haiti	45	0.5%	0	0.0%	
Jamaica	6	0.1%	0	0.0%	
Trinidad & Tobago	1	0.0%	0	0.0%	
Other	178	2.0%	5	2.3%	3,460%
Total	470	5.3%	13	6.0%	3,515.38%
Europe					
Austria	6	0.1%	0	0.0%	
Belgium	74	0.8%	2	0.9%	3,600%
Denmark	12	0.1%	4	1.8%	200%
France	39	0.4%	1	0.5%	3,800%
Germany	222	2.5%	0	0.0%	
Italy	13	0.1%	0	0.0%	
Netherlands	4,797	54.2%	53	24.4%	8,951%
Spain	23	0.3%	0	0.0%	
Sweden	14	0.2%	0	0.0%	
Switzerland	12	0.1%	0	0.0%	
United Kingdom	69	0.8%	0	0.0%	
Other	164	1.9%	0	0.0%	
Total	5,445	61.6%	60	27.6%	8,975.00%
Others					
Not Stated	184	2.1%	20	9.2%	820%
Other	125	1.4%	0	0.0%	
Total	309	3.5%	20	9.2%	1,445.00%
Overall	8,845	100.0%	217	100.0%	3,976%

2021YTD	% Total	2020YTD	% Total	% Change
243	0.7%	10,005	9.2%	-98%
7,359	20.2%	21,009	19.3%	-65%
7,602	20.9%	31,014	28.5%	-75%
55	0.2%	615	0.6%	-91%
70	0.2%	2,285	2.1%	-97%
18	0.0%	260	0.2%	-93%
971	2.7%	6,657	6.1%	-85%
47	0.1%	170	0.2%	-72%
83	0.2%	402	0.4%	-79%
65	0.2%	1,054	1.0%	-94%
6	0.0%	164	0.2%	-96%
178	0.5%	1,296	1.2%	-86%
252	0.7%	700	0.6%	-64%
1,745	4.8%	13,603	12.5%	-87%
938	2.6%	2,420	2.2%	-61%
195	0.5%	384	0.4%	-49%
148	0.4%	199	0.2%	-26%
62	0.2%	125	0.1%	-50%
15	0.0%	1,134	1.0%	-99%
772	2.1%	2,659	2.4%	-71%
2,130	5.8%	6,921	6.4%	-69%
76	0.2%	291	0.3%	-74%
284	0.8%	1,219	1.1%	-77%
38	0.1%	234	0.2%	-84%
187	0.5%	864	0.8%	-78%
2,019	5.5%	3,940	3.6%	-49%
112	0.3%	369	0.3%	-70%
18,935	52.0%	44,341	40.7%	-57%
149	0.4%	203	0.2%	-27%
47	0.1%	414	0.4%	-89%
104	0.3%	480	0.4%	-78%
423	1.2%	738	0.7%	-43%
969	2.7%	1,603	1.5%	-40%
23,343	64.1%	54,696	50.2%	-57%
973	2.7%	1,989	1.8%	-51%
625	1.7%	689	0.6%	-9%
1,598	4.4%	2,678	2.5%	-40%
36,418	100.0%	108,912	100.0%	-67%



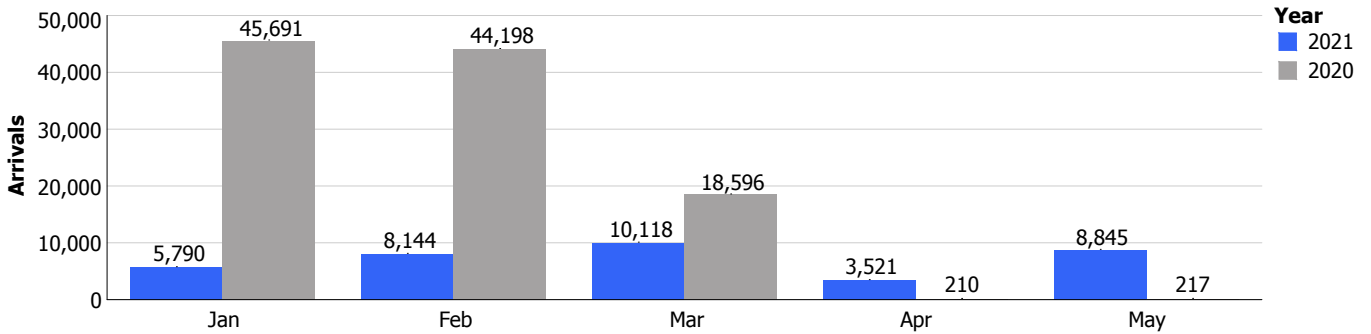
Pietermaai 19, Curaçao, Dutch Caribbean
 Phone: (599-9) 461-8200
 Email: info@curacao.com
 Website: curacao.com

Stayover Visitor Nights (May / 2021)

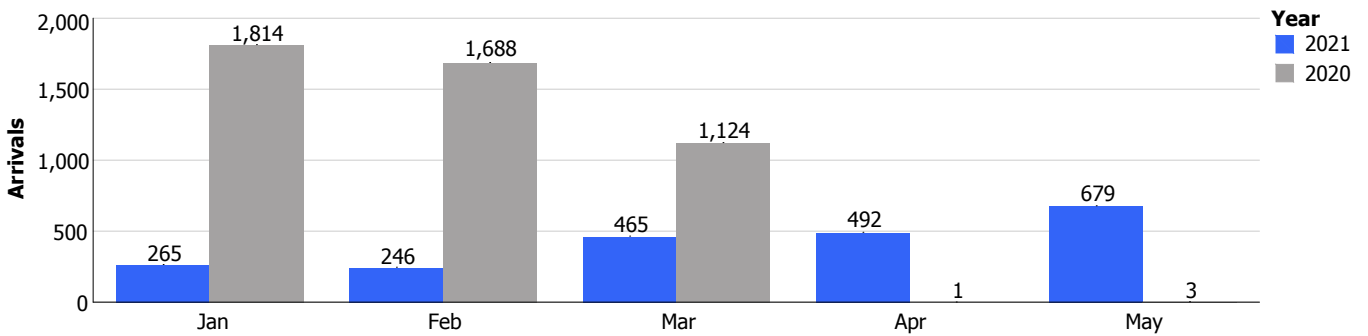
	May/2021	% Total	May/2020	% Total	% Change
North America					
Canada	494	0.5%	5	0.3%	9,780%
United States	14,645	15.2%	439	27.5%	3,236%
Total	15,139	15.7%	444	27.8%	3,310%
South America					
Argentina	48	0.0%	0	0.0%	
Brazil	138	0.1%	0	0.0%	
Chile	0	0.0%	0	0.0%	
Colombia	3,973	4.1%	23	1.4%	17,174%
Ecuador	235	0.2%	0	0.0%	
Panama	203	0.2%	0	0.0%	
Suriname	27	0.0%	0	0.0%	
Uruguay	2	0.0%	0	0.0%	
Venezuela	933	1.0%	128	8.0%	629%
Other	250	0.3%	7	0.4%	3,471%
Total	5,809	6.0%	158	9.9%	3,577%
Caribbean					
Aruba	1,342	1.4%	62	3.9%	2,065%
Dom. Rep.	408	0.4%	14	0.9%	2,814%
Haiti	392	0.4%	0	0.0%	
Jamaica	17	0.0%	0	0.0%	
Trinidad & Tobago	1	0.0%	0	0.0%	
Other	1,196	1.2%	16	1.0%	7,375%
Total	3,356	3.5%	92	5.8%	3,548%
Europe					
Austria	53	0.1%	0	0.0%	
Belgium	756	0.8%	20	1.3%	3,680%
Denmark	270	0.3%	40	2.5%	575%
France	457	0.5%	10	0.6%	4,470%
Germany	3,347	3.5%	0	0.0%	
Italy	279	0.3%	0	0.0%	
Netherlands	60,686	62.9%	833	52.2%	7,185%
Spain	321	0.3%	0	0.0%	
Sweden	152	0.2%	0	0.0%	
Switzerland	94	0.1%	0	0.0%	
United Kingdom	1,291	1.3%	0	0.0%	
Other	2,342	2.4%	0	0.0%	
Total	70,048	72.6%	903	56.5%	7,657%
Others					
Not Stated	820	0.8%	0	0.0%	
Other	1,355	1.4%	0	0.0%	
Total	2,175	2.3%	0	0.0%	
Overall	96,527	100.0%	1,597	100.0%	5,944%

2021YTD	% Total	2020YTD	% Total	% Change
5,598	1.3%	91,807	9.2%	-94%
58,599	13.5%	145,551	14.6%	-60%
64,197	14.8%	237,358	23.8%	-73%
917	0.2%	5,161	0.5%	-82%
1,363	0.3%	15,781	1.6%	-91%
308	0.1%	2,062	0.2%	-85%
13,672	3.2%	44,691	4.5%	-69%
703	0.2%	1,243	0.1%	-43%
1,306	0.3%	1,775	0.2%	-26%
599	0.1%	7,501	0.8%	-92%
25	0.0%	1,417	0.1%	-98%
2,324	0.5%	11,879	1.2%	-80%
2,874	0.7%	5,052	0.5%	-43%
24,091	5.6%	96,562	9.7%	-75%
6,768	1.6%	11,296	1.1%	-40%
2,291	0.5%	4,468	0.4%	-49%
1,402	0.3%	2,196	0.2%	-36%
788	0.2%	1,016	0.1%	-22%
64	0.0%	4,762	0.5%	-99%
4,604	1.1%	13,276	1.3%	-65%
15,917	3.7%	37,014	3.7%	-57%
1,020	0.2%	3,367	0.3%	-70%
3,863	0.9%	13,453	1.3%	-71%
667	0.2%	2,290	0.2%	-71%
2,822	0.7%	6,714	0.7%	-58%
31,408	7.3%	47,119	4.7%	-33%
1,907	0.4%	3,579	0.4%	-47%
248,145	57.3%	509,596	51.0%	-51%
3,083	0.7%	2,160	0.2%	43%
487	0.1%	4,811	0.5%	-90%
1,514	0.3%	5,016	0.5%	-70%
8,561	2.0%	7,264	0.7%	18%
12,207	2.8%	15,409	1.5%	-21%
315,684	72.9%	620,778	62.2%	-49%
6,707	1.5%	1,334	0.1%	403%
6,164	1.4%	5,722	0.6%	8%
12,871	3.0%	7,056	0.7%	82%
432,760	100.0%	998,768	100.0%	-57%

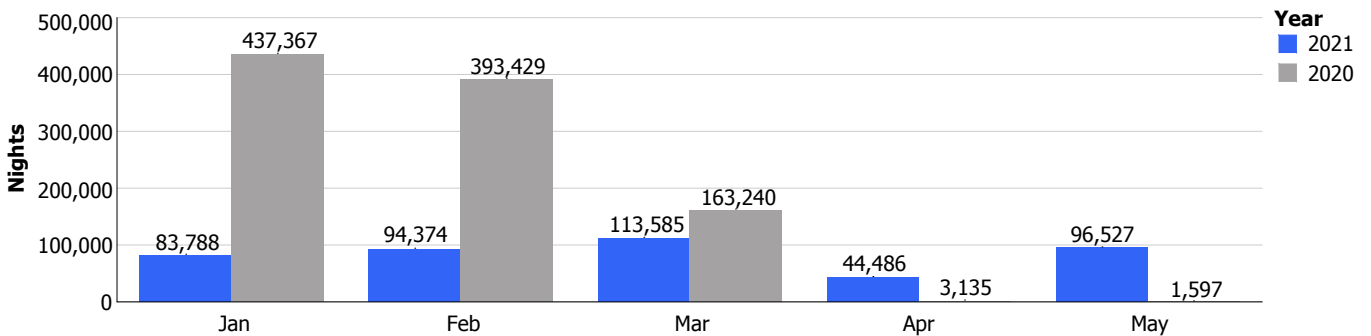
Stay over



Day trippers



Stay over nights



Cruise arrivals

