

Overall Visitor Arrival Performance (Apr / 2021)

Total Stayover Arrivals by Region

Region	Apr/2021	% Total	Apr/2020	% Total	% Change
North America	1,242	35%	82	39%	1,415%
South America	236	7%	73	35%	223%
Caribbean	212	6%	30	14%	607%
Europe	1,611	46%	24	11%	6,612%
Others	219	6%	1	0%	21,800%
Total	3,520	100%	210	100%	1,576%

2021YTD	% Total	2020YTD	% Total	% Change
5,326	19%	30,962	28%	-83%
1,386	5%	13,531	12%	-90%
1,661	6%	6,908	6%	-76%
17,883	65%	54,636	50%	-67%
1,315	5%	2,658	2%	-51%
27,571	100%	108,695	100%	-75%

Total Daytrippers

	Apr/2021	% Total	Apr/2020	% Total	% Change
Day Trippers	493	100%	1	100%	49,200%

2021YTD	% Total	2020YTD	% Total	% Change
1,469	100%	4,627	100%	-68%

Total Nights by Region

Region	Apr/2021	% Total	Apr/2020	% Total	% Change
North America	9,135	20.6%	2,573	82.1%	255%
South America	3,481	7.9%	137	4.4%	2,441%
Caribbean	2,260	5.1%	116	3.7%	1,848%
Europe	27,869	63.0%	309	9.9%	8,919%
Others	1,520	3.4%	0	0.0%	
Total	44,265	100%	3,135	100%	1,312%

2021YTD	% Total	2020YTD	% Total	% Change
48,866	14.6%	236,914	23.8%	-79%
18,140	5.4%	96,404	9.7%	-81%
12,497	3.7%	36,922	3.7%	-66%
245,455	73.1%	619,875	62.2%	-60%
10,633	3.2%	7,056	0.7%	51%
335,591	100%	997,171	100%	-66%

Total Cruise Arrivals

	Apr/2021	% Total	Apr/2020	% Total	% Change
Cruise Arrivals	0		0		
Cruise Calls	0		0		

2021YTD	% Total	2020YTD	% Total	% Change
0		256,033	100%	-100%
0		100	100%	-100%

Total Arrivals

	Apr/2021	% Total	Apr/2020	% Total	% Change
Cruise Arrivals	0	0%	0	0%	
Day Trippers	493	12%	1	0%	49,200%
Stayovers	3,520	88%	210	100%	1,576%
Total	4,013	100%	211	100%	1,802%

2021YTD	% Total	2020YTD	% Total	% Change
0	0%	256,033	69%	-100%
1,469	5%	4,627	1%	-68%
27,571	95%	108,695	29%	-75%
29,040	100%	369,355	100%	-92%

Source

Stayover: Immigration database / CTB
Visitor Nights: Immigration database / CTB
Cruise calls / passengers: CPA

Stayover Visitor Arrival (Apr / 2021)

	Apr/2021	% Total	Apr/2020	% Total	% Change
North America					
Canada	22	0.6%	0	0.0%	
United States	1,220	34.7%	82	39.0%	1,388%
Total	1,242	35.3%	82	39.0%	1,414.63%
South America					
Argentina	12	0.3%	0	0.0%	
Brazil	10	0.3%	0	0.0%	
Chile	0	0.0%	0	0.0%	
Colombia	141	4.0%	0	0.0%	
Ecuador	8	0.2%	0	0.0%	
Panama	12	0.3%	3	1.4%	300%
Suriname	14	0.4%	1	0.5%	1,300%
Uruguay	0	0.0%	0	0.0%	
Venezuela	23	0.7%	69	32.9%	-67%
Other	16	0.5%	0	0.0%	
Total	236	6.7%	73	34.8%	223.29%
Caribbean					
Aruba	81	2.3%	0	0.0%	
Dom. Rep.	32	0.9%	0	0.0%	
Haiti	27	0.8%	0	0.0%	
Jamaica	10	0.3%	1	0.5%	900%
Trinidad & Tobago	9	0.3%	0	0.0%	
Other	53	1.5%	29	13.8%	83%
Total	212	6.0%	30	14.3%	606.67%
Europe					
Austria	2	0.1%	0	0.0%	
Belgium	41	1.2%	1	0.5%	4,000%
Denmark	4	0.1%	0	0.0%	
France	16	0.5%	0	0.0%	
Germany	107	3.0%	0	0.0%	
Italy	15	0.4%	0	0.0%	
Netherlands	1,130	32.1%	23	11.0%	4,813%
Spain	32	0.9%	0	0.0%	
Sweden	9	0.3%	0	0.0%	
Switzerland	16	0.5%	0	0.0%	
United Kingdom	112	3.2%	0	0.0%	
Other	127	3.6%	0	0.0%	
Total	1,611	45.8%	24	11.4%	6,612.50%
Others					
Not Stated	104	3.0%	1	0.5%	10,300%
Other	115	3.3%	0	0.0%	
Total	219	6.2%	1	0.5%	21,800.00%
Overall	3,520	100.0%	210	100.0%	1,576%

2021YTD	% Total	2020YTD	% Total	% Change
209	0.8%	10,002	9.2%	-98%
5,117	18.6%	20,960	19.3%	-76%
5,326	19.3%	30,962	28.5%	-83%
50	0.2%	615	0.6%	-92%
61	0.2%	2,285	2.1%	-97%
18	0.1%	260	0.2%	-93%
761	2.8%	6,653	6.1%	-89%
28	0.1%	170	0.2%	-84%
61	0.2%	402	0.4%	-85%
61	0.2%	1,054	1.0%	-94%
5	0.0%	164	0.2%	-97%
121	0.4%	1,229	1.1%	-90%
220	0.8%	699	0.6%	-69%
1,386	5.0%	13,531	12.4%	-90%
733	2.7%	2,414	2.2%	-70%
154	0.6%	382	0.4%	-60%
103	0.4%	199	0.2%	-48%
53	0.2%	125	0.1%	-58%
14	0.1%	1,134	1.0%	-99%
604	2.2%	2,654	2.4%	-77%
1,661	6.0%	6,908	6.4%	-76%
70	0.3%	291	0.3%	-76%
209	0.8%	1,217	1.1%	-83%
26	0.1%	230	0.2%	-89%
149	0.5%	863	0.8%	-83%
1,794	6.5%	3,940	3.6%	-54%
103	0.4%	369	0.3%	-72%
14,124	51.2%	44,288	40.7%	-68%
126	0.5%	203	0.2%	-38%
33	0.1%	414	0.4%	-92%
92	0.3%	480	0.4%	-81%
354	1.3%	738	0.7%	-52%
803	2.9%	1,603	1.5%	-50%
17,883	64.9%	54,636	50.3%	-67%
824	3.0%	1,969	1.8%	-58%
491	1.8%	689	0.6%	-29%
1,315	4.8%	2,658	2.4%	-51%
27,571	100.0%	108,695	100.0%	-75%



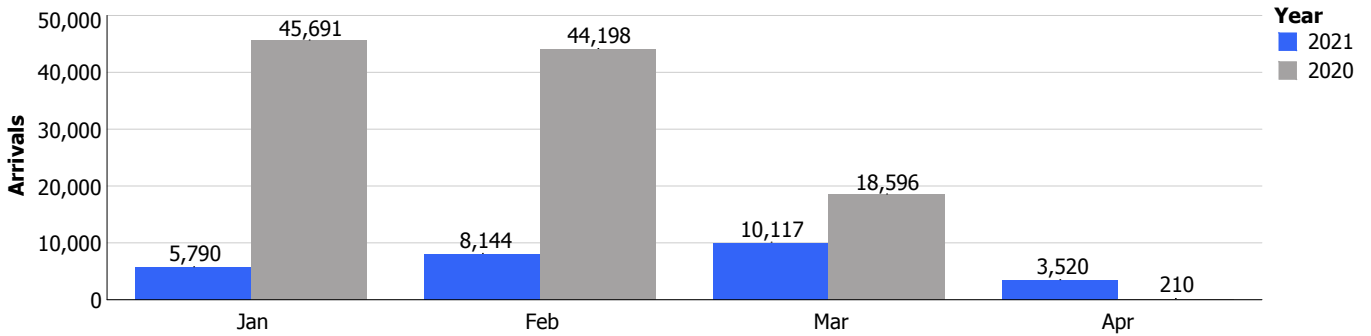
Pietermaai 19, Curaçao, Dutch Caribbean
 Phone: (599-9) 461-8200
 Email: info@curacao.com
 Website: curacao.com

Stayover Visitor Nights (Apr / 2021)

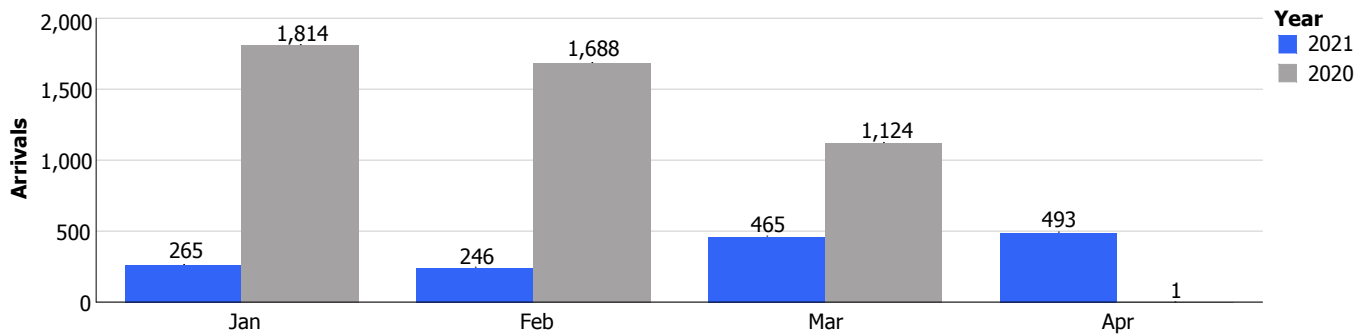
	Apr/2021	% Total	Apr/2020	% Total	% Change
North America					
Canada	220	0.5%	0	0.0%	
United States	8,915	20.1%	2,573	82.1%	246%
Total	9,135	20.6%	2,573	82.1%	255%
South America					
Argentina	440	1.0%	0	0.0%	
Brazil	301	0.7%	0	0.0%	
Chile	0	0.0%	0	0.0%	
Colombia	1,655	3.7%	0	0.0%	
Ecuador	200	0.5%	0	0.0%	
Panama	108	0.2%	24	0.8%	350%
Suriname	203	0.5%	7	0.2%	2,800%
Uruguay	0	0.0%	0	0.0%	
Venezuela	404	0.9%	106	3.4%	281%
Other	170	0.4%	0	0.0%	
Total	3,481	7.9%	137	4.4%	2,441%
Caribbean					
Aruba	834	1.9%	0	0.0%	
Dom. Rep.	362	0.8%	0	0.0%	
Haiti	234	0.5%	0	0.0%	
Jamaica	450	1.0%	0	0.0%	
Trinidad & Tobago	8	0.0%	0	0.0%	
Other	372	0.8%	116	3.7%	221%
Total	2,260	5.1%	116	3.7%	1,848%
Europe					
Austria	22	0.0%	0	0.0%	
Belgium	424	1.0%	0	0.0%	
Denmark	92	0.2%	0	0.0%	
France	276	0.6%	0	0.0%	
Germany	2,578	5.8%	0	0.0%	
Italy	146	0.3%	0	0.0%	
Netherlands	18,431	41.6%	309	9.9%	5,865%
Spain	895	2.0%	0	0.0%	
Sweden	102	0.2%	0	0.0%	
Switzerland	159	0.4%	0	0.0%	
United Kingdom	3,192	7.2%	0	0.0%	
Other	1,552	3.5%	0	0.0%	
Total	27,869	63.0%	309	9.9%	8,919%
Others					
Not Stated	452	1.0%	0	0.0%	
Other	1,068	2.4%	0	0.0%	
Total	1,520	3.4%	0	0.0%	
Overall	44,265	100.0%	3,135	100.0%	1,312%

2021YTD	% Total	2020YTD	% Total	% Change
5,095	1.5%	91,802	9.2%	-94%
43,771	13.0%	145,112	14.6%	-70%
48,866	14.6%	236,914	23.8%	-79%
869	0.3%	5,161	0.5%	-83%
1,225	0.4%	15,781	1.6%	-92%
308	0.1%	2,062	0.2%	-85%
9,563	2.8%	44,668	4.5%	-79%
468	0.1%	1,243	0.1%	-62%
1,098	0.3%	1,775	0.2%	-38%
570	0.2%	7,501	0.8%	-92%
23	0.0%	1,417	0.1%	-98%
1,388	0.4%	11,751	1.2%	-88%
2,628	0.8%	5,045	0.5%	-48%
18,140	5.4%	96,404	9.7%	-81%
5,401	1.6%	11,234	1.1%	-52%
1,856	0.6%	4,454	0.4%	-58%
996	0.3%	2,196	0.2%	-55%
744	0.2%	1,016	0.1%	-27%
63	0.0%	4,762	0.5%	-99%
3,437	1.0%	13,260	1.3%	-74%
12,497	3.7%	36,922	3.7%	-66%
967	0.3%	3,367	0.3%	-71%
3,106	0.9%	13,433	1.3%	-77%
397	0.1%	2,250	0.2%	-82%
2,397	0.7%	6,704	0.7%	-64%
28,043	8.4%	47,119	4.7%	-40%
1,668	0.5%	3,579	0.4%	-53%
187,219	55.8%	508,763	51.0%	-63%
2,772	0.8%	2,160	0.2%	28%
368	0.1%	4,811	0.5%	-92%
1,420	0.4%	5,016	0.5%	-72%
7,270	2.2%	7,264	0.7%	0%
9,828	2.9%	15,409	1.5%	-36%
245,455	73.1%	619,875	62.2%	-60%
5,891	1.8%	1,334	0.1%	342%
4,742	1.4%	5,722	0.6%	-17%
10,633	3.2%	7,056	0.7%	51%
335,591	100.0%	997,171	100.0%	-66%

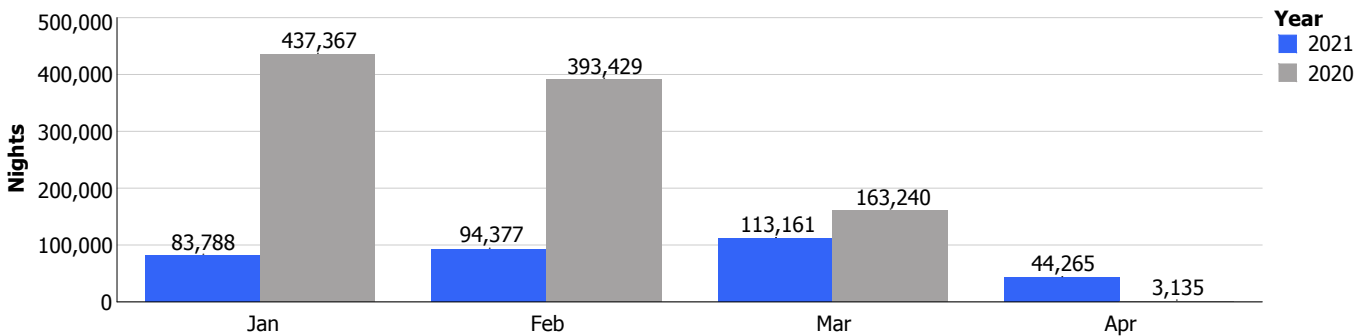
Stay over



Day trippers



Stay over nights



Cruise arrivals

