

## Overall Visitor Arrival Performance (Mar / 2021)

### Total Stayover Arrivals by Region

Region	Mar/2021	% Total	Mar/2020	% Total	% Change
North America	2,102	21%	5,408	29%	-61%
South America	528	5%	1,905	10%	-72%
Caribbean	543	5%	1,099	6%	-51%
Europe	6,427	64%	9,617	52%	-33%
Others	516	5%	567	3%	-9%
<b>Total</b>	<b>10,116</b>	<b>100%</b>	<b>18,596</b>	<b>100%</b>	<b>-46%</b>

2021YTD	% Total	2020YTD	% Total	% Change
4,084	17%	30,880	28%	-87%
1,149	5%	13,458	12%	-91%
1,449	6%	6,878	6%	-79%
16,272	68%	54,612	50%	-70%
1,096	5%	2,657	2%	-59%
<b>24,050</b>	<b>100%</b>	<b>108,485</b>	<b>100%</b>	<b>-78%</b>

### Total Daytrippers

	Mar/2021	% Total	Mar/2020	% Total	% Change
Day Trippers	466	100%	1,124	100%	-59%

2021YTD	% Total	2020YTD	% Total	% Change
977	100%	4,626	100%	-79%

### Total Nights by Region

Region	Mar/2021	% Total	Mar/2020	% Total	% Change
North America	18,055	16.0%	38,005	23.3%	-52%
South America	5,684	5.0%	13,462	8.2%	-58%
Caribbean	3,515	3.1%	6,202	3.8%	-43%
Europe	82,297	72.7%	104,101	63.8%	-21%
Others	3,608	3.2%	1,470	0.9%	145%
<b>Total</b>	<b>113,159</b>	<b>100%</b>	<b>163,240</b>	<b>100%</b>	<b>-31%</b>

2021YTD	% Total	2020YTD	% Total	% Change
39,731	13.6%	234,341	23.6%	-83%
14,657	5.0%	96,267	9.7%	-85%
10,237	3.5%	36,806	3.7%	-72%
217,586	74.7%	619,566	62.3%	-65%
9,113	3.1%	7,056	0.7%	29%
<b>291,324</b>	<b>100%</b>	<b>994,036</b>	<b>100%</b>	<b>-71%</b>

### Total Cruise Arrivals

	Mar/2021	% Total	Mar/2020	% Total	% Change
Cruise Arrivals	0		47,846	100%	-100%
Cruise Calls	0		20	100%	-100%

2021YTD	% Total	2020YTD	% Total	% Change
0		256,033	100%	-100%
0		100	100%	-100%

### Total Arrivals

	Mar/2021	% Total	Mar/2020	% Total	% Change
Cruise Arrivals	0	0%	47,846	71%	-100%
Day Trippers	466	4%	1,124	2%	-59%
Stayovers	10,116	96%	18,596	28%	-46%
<b>Total</b>	<b>10,582</b>	<b>100%</b>	<b>67,566</b>	<b>100%</b>	<b>-84%</b>

2021YTD	% Total	2020YTD	% Total	% Change
0	0%	256,033	69%	-100%
977	4%	4,626	1%	-79%
24,050	96%	108,485	29%	-78%
<b>25,027</b>	<b>100%</b>	<b>369,144</b>	<b>100%</b>	<b>-93%</b>

### Source

**Stayover:** Immigration database / CTB  
**Visitor Nights:** Immigration database / CTB  
**Cruise calls / passengers:** CPA

### Stayover Visitor Arrival (Mar / 2021)

	Mar/2021	% Total	Mar/2020	% Total	% Change
<b>North America</b>					
Canada	39	0.4%	1,822	9.8%	-98%
United States	2,063	20.4%	3,586	19.3%	-42%
<b>Total</b>	<b>2,102</b>	<b>20.8%</b>	<b>5,408</b>	<b>29.1%</b>	<b>-61.13%</b>
<b>South America</b>					
Argentina	12	0.1%	58	0.3%	-79%
Brazil	13	0.1%	345	1.9%	-96%
Chile	2	0.0%	43	0.2%	-95%
Colombia	277	2.7%	819	4.4%	-66%
Ecuador	7	0.1%	10	0.1%	-30%
Panama	19	0.2%	54	0.3%	-65%
Suriname	33	0.3%	202	1.1%	-84%
Uruguay	1	0.0%	20	0.1%	-95%
Venezuela	30	0.3%	220	1.2%	-86%
Other	134	1.3%	134	0.7%	0%
<b>Total</b>	<b>528</b>	<b>5.2%</b>	<b>1,905</b>	<b>10.2%</b>	<b>-72.28%</b>
<b>Caribbean</b>					
Aruba	218	2.2%	350	1.9%	-38%
Dom. Rep.	60	0.6%	72	0.4%	-17%
Haiti	37	0.4%	17	0.1%	118%
Jamaica	18	0.2%	33	0.2%	-45%
Trinidad & Tobago	2	0.0%	187	1.0%	-99%
Other	208	2.1%	440	2.4%	-53%
<b>Total</b>	<b>543</b>	<b>5.4%</b>	<b>1,099</b>	<b>5.9%</b>	<b>-50.59%</b>
<b>Europe</b>					
Austria	22	0.2%	33	0.2%	-33%
Belgium	41	0.4%	265	1.4%	-85%
Denmark	7	0.1%	17	0.1%	-59%
France	48	0.5%	157	0.8%	-69%
Germany	1,124	11.1%	936	5.0%	20%
Italy	52	0.5%	51	0.3%	2%
Netherlands	4,645	45.9%	7,602	40.9%	-39%
Spain	48	0.5%	51	0.3%	-6%
Sweden	8	0.1%	37	0.2%	-78%
Switzerland	33	0.3%	73	0.4%	-55%
United Kingdom	116	1.1%	137	0.7%	-15%
Other	283	2.8%	258	1.4%	10%
<b>Total</b>	<b>6,427</b>	<b>63.5%</b>	<b>9,617</b>	<b>51.7%</b>	<b>-33.17%</b>
<b>Others</b>					
Not Stated	370	3.7%	426	2.3%	-13%
Other	146	1.4%	141	0.8%	4%
<b>Total</b>	<b>516</b>	<b>5.1%</b>	<b>567</b>	<b>3.0%</b>	<b>-8.99%</b>
<b>Overall</b>	<b>10,116</b>	<b>100.0%</b>	<b>18,596</b>	<b>100.0%</b>	<b>-46%</b>

2021YTD	% Total	2020YTD	% Total	% Change
187	0.8%	10,002	9.2%	-98%
3,897	16.2%	20,878	19.2%	-81%
<b>4,084</b>	<b>17.0%</b>	<b>30,880</b>	<b>28.5%</b>	<b>-87%</b>
38	0.2%	615	0.6%	-94%
51	0.2%	2,285	2.1%	-98%
18	0.1%	260	0.2%	-93%
619	2.6%	6,653	6.1%	-91%
20	0.1%	170	0.2%	-88%
49	0.2%	399	0.4%	-88%
47	0.2%	1,053	1.0%	-96%
5	0.0%	164	0.2%	-97%
98	0.4%	1,160	1.1%	-92%
204	0.8%	699	0.6%	-71%
<b>1,149</b>	<b>4.8%</b>	<b>13,458</b>	<b>12.4%</b>	<b>-91%</b>
652	2.7%	2,414	2.2%	-73%
122	0.5%	382	0.4%	-68%
76	0.3%	199	0.2%	-62%
43	0.2%	124	0.1%	-65%
5	0.0%	1,134	1.0%	-100%
551	2.3%	2,625	2.4%	-79%
<b>1,449</b>	<b>6.0%</b>	<b>6,878</b>	<b>6.3%</b>	<b>-79%</b>
68	0.3%	291	0.3%	-77%
168	0.7%	1,216	1.1%	-86%
22	0.1%	230	0.2%	-90%
133	0.6%	863	0.8%	-85%
1,687	7.0%	3,940	3.6%	-57%
88	0.4%	369	0.3%	-76%
12,994	54.0%	44,265	40.8%	-71%
94	0.4%	203	0.2%	-54%
24	0.1%	414	0.4%	-94%
76	0.3%	480	0.4%	-84%
242	1.0%	738	0.7%	-67%
676	2.8%	1,603	1.5%	-58%
<b>16,272</b>	<b>67.7%</b>	<b>54,612</b>	<b>50.3%</b>	<b>-70%</b>
720	3.0%	1,968	1.8%	-63%
376	1.6%	689	0.6%	-45%
<b>1,096</b>	<b>4.6%</b>	<b>2,657</b>	<b>2.4%</b>	<b>-59%</b>
<b>24,050</b>	<b>100.0%</b>	<b>108,485</b>	<b>100.0%</b>	<b>-78%</b>



Pietermaai 19, Curaçao, Dutch Caribbean  
 Phone: (599-9) 461-8200  
 Email: info@curacao.com  
 Website: curacao.com

### Stayover Visitor Nights (Mar / 2021)

	Mar/2021	% Total	Mar/2020	% Total	% Change
<b>North America</b>					
Canada	744	0.7%	14,449	8.9%	-95%
United States	17,311	15.3%	23,556	14.4%	-27%
<b>Total</b>	<b>18,055</b>	<b>16.0%</b>	<b>38,005</b>	<b>23.3%</b>	<b>-52%</b>

<b>South America</b>					
Argentina	158	0.1%	399	0.2%	-60%
Brazil	267	0.2%	2,345	1.4%	-89%
Chile	16	0.0%	219	0.1%	-93%
Colombia	3,405	3.0%	6,107	3.7%	-44%
Ecuador	86	0.1%	113	0.1%	-24%
Panama	466	0.4%	160	0.1%	191%
Suriname	201	0.2%	1,359	0.8%	-85%
Uruguay	10	0.0%	147	0.1%	-93%
Venezuela	178	0.2%	1,702	1.0%	-90%
Other	897	0.8%	911	0.6%	-2%
<b>Total</b>	<b>5,684</b>	<b>5.0%</b>	<b>13,462</b>	<b>8.2%</b>	<b>-58%</b>

<b>Caribbean</b>					
Aruba	1,175	1.0%	1,641	1.0%	-28%
Dom. Rep.	665	0.6%	1,037	0.6%	-36%
Haiti	416	0.4%	175	0.1%	138%
Jamaica	88	0.1%	237	0.1%	-63%
Trinidad & Tobago	17	0.0%	771	0.5%	-98%
Other	1,154	1.0%	2,341	1.4%	-51%
<b>Total</b>	<b>3,515</b>	<b>3.1%</b>	<b>6,202</b>	<b>3.8%</b>	<b>-43%</b>

<b>Europe</b>					
Austria	302	0.3%	307	0.2%	-2%
Belgium	720	0.6%	2,568	1.6%	-72%
Denmark	136	0.1%	219	0.1%	-38%
France	910	0.8%	1,172	0.7%	-22%
Germany	14,934	13.2%	11,003	6.7%	36%
Italy	969	0.9%	573	0.4%	69%
Netherlands	58,075	51.3%	83,189	51.0%	-30%
Spain	1,045	0.9%	545	0.3%	92%
Sweden	101	0.1%	341	0.2%	-70%
Switzerland	445	0.4%	698	0.4%	-36%
United Kingdom	1,494	1.3%	1,370	0.8%	9%
Other	3,166	2.8%	2,116	1.3%	50%
<b>Total</b>	<b>82,297</b>	<b>72.7%</b>	<b>104,101</b>	<b>63.8%</b>	<b>-21%</b>

<b>Others</b>					
Not Stated	2,619	2.3%	176	0.1%	1,388%
Other	989	0.9%	1,294	0.8%	-24%
<b>Total</b>	<b>3,608</b>	<b>3.2%</b>	<b>1,470</b>	<b>0.9%</b>	<b>145%</b>
<b>Overall</b>	<b>113,159</b>	<b>100.0%</b>	<b>163,240</b>	<b>100.0%</b>	<b>-31%</b>

2021YTD	% Total	2020YTD	% Total	% Change
4,875	1.7%	91,802	9.2%	-95%
34,856	12.0%	142,539	14.3%	-76%
<b>39,731</b>	<b>13.6%</b>	<b>234,341</b>	<b>23.6%</b>	<b>-83%</b>

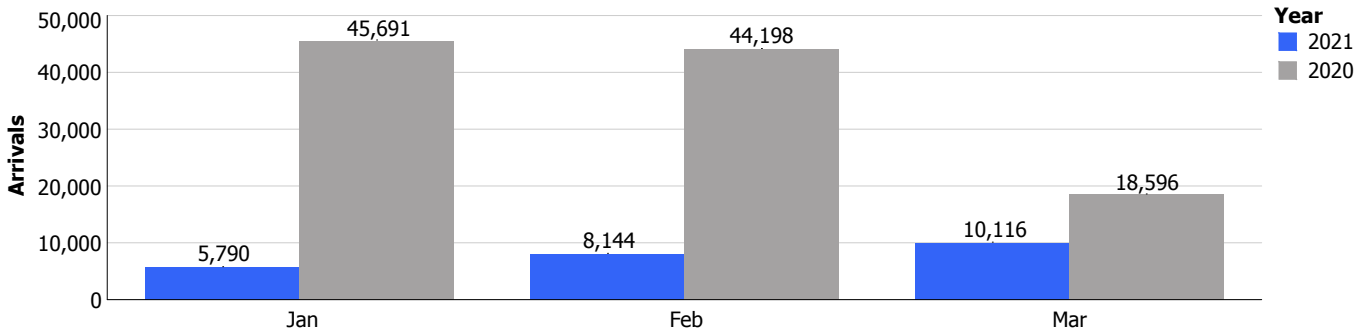
429	0.1%	5,161	0.5%	-92%
924	0.3%	15,781	1.6%	-94%
308	0.1%	2,062	0.2%	-85%
7,906	2.7%	44,668	4.5%	-82%
268	0.1%	1,243	0.1%	-78%
990	0.3%	1,751	0.2%	-43%
367	0.1%	7,494	0.8%	-95%
23	0.0%	1,417	0.1%	-98%
984	0.3%	11,645	1.2%	-92%
2,458	0.8%	5,045	0.5%	-51%
<b>14,657</b>	<b>5.0%</b>	<b>96,267</b>	<b>9.7%</b>	<b>-85%</b>

4,567	1.6%	11,234	1.1%	-59%
1,494	0.5%	4,454	0.4%	-66%
762	0.3%	2,196	0.2%	-65%
294	0.1%	1,016	0.1%	-71%
55	0.0%	4,762	0.5%	-99%
3,065	1.1%	13,144	1.3%	-77%
<b>10,237</b>	<b>3.5%</b>	<b>36,806</b>	<b>3.7%</b>	<b>-72%</b>

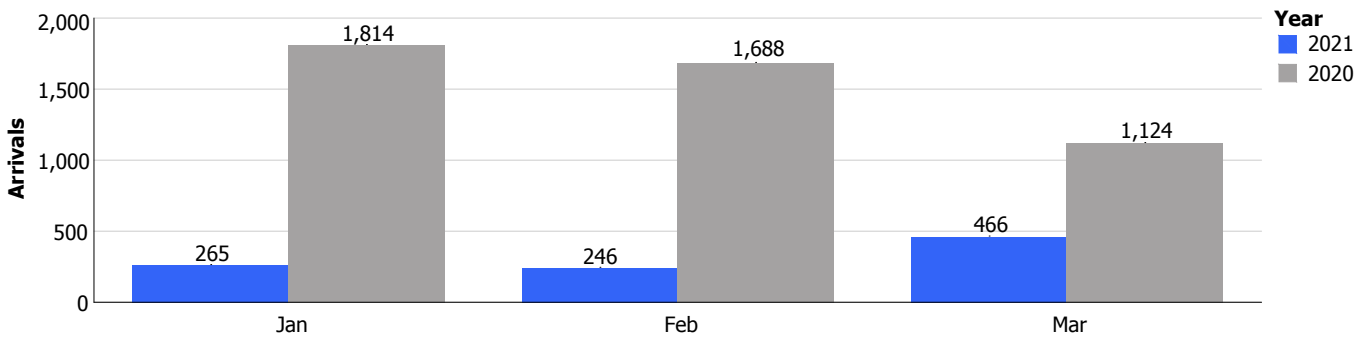
945	0.3%	3,367	0.3%	-72%
2,682	0.9%	13,433	1.4%	-80%
305	0.1%	2,250	0.2%	-86%
2,121	0.7%	6,704	0.7%	-68%
25,465	8.7%	47,119	4.7%	-46%
1,522	0.5%	3,579	0.4%	-57%
168,788	57.9%	508,454	51.2%	-67%
1,877	0.6%	2,160	0.2%	-13%
266	0.1%	4,811	0.5%	-94%
1,261	0.4%	5,016	0.5%	-75%
4,078	1.4%	7,264	0.7%	-44%
8,276	2.8%	15,409	1.6%	-46%
<b>217,586</b>	<b>74.7%</b>	<b>619,566</b>	<b>62.3%</b>	<b>-65%</b>

5,439	1.9%	1,334	0.1%	308%
3,674	1.3%	5,722	0.6%	-36%
<b>9,113</b>	<b>3.1%</b>	<b>7,056</b>	<b>0.7%</b>	<b>29%</b>
<b>291,324</b>	<b>100.0%</b>	<b>994,036</b>	<b>100.0%</b>	<b>-71%</b>

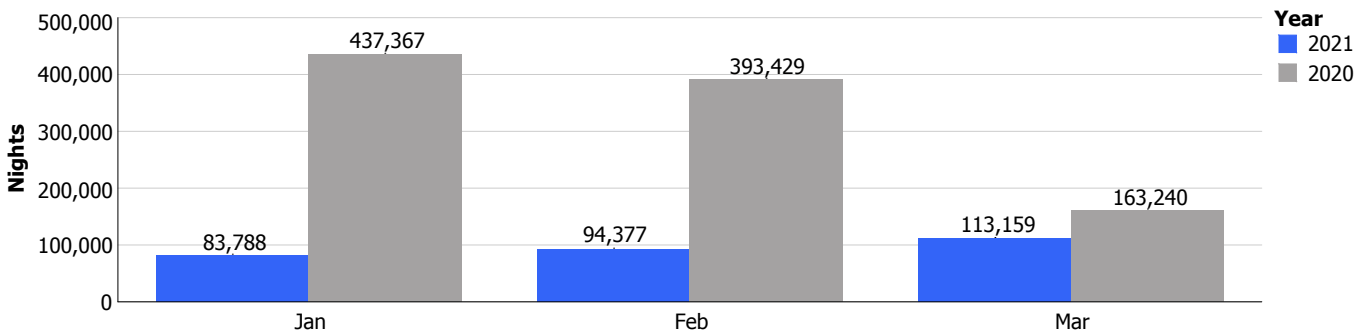
### Stay over



### Day trippers



### Stay over nights



### Cruise arrivals

