

Overall Visitor Arrival Performance (Feb / 2021)

Total Stayover Arrivals by Region

Region	Feb/2021	% Total	Feb/2020	% Total	% Change
North America	1,122	14%	12,700	29%	-91%
South America	279	3%	5,464	12%	-95%
Caribbean	450	6%	3,090	7%	-85%
Europe	6,009	74%	21,868	49%	-73%
Others	284	3%	1,076	2%	-74%
Total	8,144	100%	44,198	100%	-82%

2021YTD	% Total	2020YTD	% Total	% Change
1,982	14%	25,472	28%	-92%
621	4%	11,553	13%	-95%
906	7%	5,779	6%	-84%
9,845	71%	44,995	50%	-78%
580	4%	2,090	2%	-72%
13,934	100%	89,889	100%	-84%

Total Daytrippers

	Feb/2021	% Total	Feb/2020	% Total	% Change
Day Trippers	246	100%	1,688	100%	-85%

2021YTD	% Total	2020YTD	% Total	% Change
511	100%	3,502	100%	-85%

Total Nights by Region

Region	Feb/2021	% Total	Feb/2020	% Total	% Change
North America	10,025	10.6%	95,371	24.2%	-89%
South America	4,103	4.3%	39,308	10.0%	-90%
Caribbean	3,079	3.3%	17,385	4.4%	-82%
Europe	74,536	79.0%	238,316	60.6%	-69%
Others	2,634	2.8%	3,049	0.8%	-14%
Total	94,377	100%	393,429	100%	-76%

2021YTD	% Total	2020YTD	% Total	% Change
21,676	12.2%	196,336	23.6%	-89%
8,973	5.0%	82,805	10.0%	-89%
6,722	3.8%	30,604	3.7%	-78%
135,289	75.9%	515,465	62.0%	-74%
5,505	3.1%	5,586	0.7%	-1%
178,165	100%	830,796	100%	-79%

Total Cruise Arrivals

	Feb/2021	% Total	Feb/2020	% Total	% Change
Cruise Arrivals	0		91,873	100%	-100%
Cruise Calls	0		35	100%	-100%

2021YTD	% Total	2020YTD	% Total	% Change
0		208,187	100%	-100%
0		80	100%	-100%

Total Arrivals

	Feb/2021	% Total	Feb/2020	% Total	% Change
Cruise Arrivals	0	0%	91,873	67%	-100%
Day Trippers	246	3%	1,688	1%	-85%
Stayovers	8,144	97%	44,198	32%	-82%
Total	8,390	100%	137,759	100%	-94%

2021YTD	% Total	2020YTD	% Total	% Change
0	0%	208,187	69%	-100%
511	4%	3,502	1%	-85%
13,934	96%	89,889	30%	-84%
14,445	100%	301,578	100%	-95%

Source

Stayover: Immigration database / CTB
Visitor Nights: Immigration database / CTB
Cruise calls / passengers: CPA



Pietermaai 19, Curaçao, Dutch Caribbean
 Phone: (599-9) 461-8200
 Email: info@curacao.com
 Website: curacao.com

Stayover Visitor Arrival (Feb / 2021)

	Feb/2021	% Total	Feb/2020	% Total	% Change
North America					
Canada	27	0.3%	3,922	8.9%	-99%
United States	1,095	13.4%	8,778	19.9%	-88%
Total	1,122	13.8%	12,700	28.7%	-91.17%
South America					
Argentina	12	0.1%	221	0.5%	-95%
Brazil	5	0.1%	886	2.0%	-99%
Chile	7	0.1%	148	0.3%	-95%
Colombia	148	1.8%	2,664	6.0%	-94%
Ecuador	4	0.0%	66	0.1%	-94%
Panama	19	0.2%	182	0.4%	-90%
Suriname	7	0.1%	433	1.0%	-98%
Uruguay	4	0.0%	57	0.1%	-93%
Venezuela	35	0.4%	520	1.2%	-93%
Other	38	0.5%	287	0.6%	-87%
Total	279	3.4%	5,464	12.4%	-94.89%
Caribbean					
Aruba	207	2.5%	1,029	2.3%	-80%
Dom. Rep.	41	0.5%	176	0.4%	-77%
Haiti	18	0.2%	108	0.2%	-83%
Jamaica	6	0.1%	45	0.1%	-87%
Trinidad & Tobago	1	0.0%	547	1.2%	-100%
Other	177	2.2%	1,185	2.7%	-85%
Total	450	5.5%	3,090	7.0%	-85.44%
Europe					
Austria	26	0.3%	123	0.3%	-79%
Belgium	48	0.6%	521	1.2%	-91%
Denmark	6	0.1%	133	0.3%	-95%
France	53	0.7%	415	0.9%	-87%
Germany	372	4.6%	1,392	3.1%	-73%
Italy	21	0.3%	138	0.3%	-85%
Netherlands	5,179	63.6%	17,801	40.3%	-71%
Spain	23	0.3%	76	0.2%	-70%
Sweden	6	0.1%	188	0.4%	-97%
Switzerland	22	0.3%	211	0.5%	-90%
United Kingdom	53	0.7%	303	0.7%	-83%
Other	200	2.5%	567	1.3%	-65%
Total	6,009	73.8%	21,868	49.5%	-72.52%
Others					
Not Stated	182	2.2%	828	1.9%	-78%
Other	102	1.3%	248	0.6%	-59%
Total	284	3.5%	1,076	2.4%	-73.61%
Overall	8,144	100.0%	44,198	100.0%	-82%

2021YTD	% Total	2020YTD	% Total	% Change
148	1.1%	8,180	9.1%	-98%
1,834	13.2%	17,292	19.2%	-89%
1,982	14.2%	25,472	28.3%	-92%
26	0.2%	557	0.6%	-95%
38	0.3%	1,940	2.2%	-98%
16	0.1%	217	0.2%	-93%
342	2.5%	5,834	6.5%	-94%
13	0.1%	160	0.2%	-92%
30	0.2%	345	0.4%	-91%
14	0.1%	851	0.9%	-98%
4	0.0%	144	0.2%	-97%
68	0.5%	940	1.0%	-93%
70	0.5%	565	0.6%	-88%
621	4.5%	11,553	12.9%	-95%
434	3.1%	2,064	2.3%	-79%
62	0.4%	310	0.3%	-80%
39	0.3%	182	0.2%	-79%
25	0.2%	91	0.1%	-73%
3	0.0%	947	1.1%	-100%
343	2.5%	2,185	2.4%	-84%
906	6.5%	5,779	6.4%	-84%
46	0.3%	258	0.3%	-82%
127	0.9%	951	1.1%	-87%
15	0.1%	213	0.2%	-93%
85	0.6%	706	0.8%	-88%
563	4.0%	3,004	3.3%	-81%
36	0.3%	318	0.4%	-89%
8,349	59.9%	36,663	40.8%	-77%
46	0.3%	152	0.2%	-70%
16	0.1%	377	0.4%	-96%
43	0.3%	407	0.5%	-89%
126	0.9%	601	0.7%	-79%
393	2.8%	1,345	1.5%	-71%
9,845	70.7%	44,995	50.1%	-78%
350	2.5%	1,542	1.7%	-77%
230	1.7%	548	0.6%	-58%
580	4.2%	2,090	2.3%	-72%
13,934	100.0%	89,889	100.0%	-84%



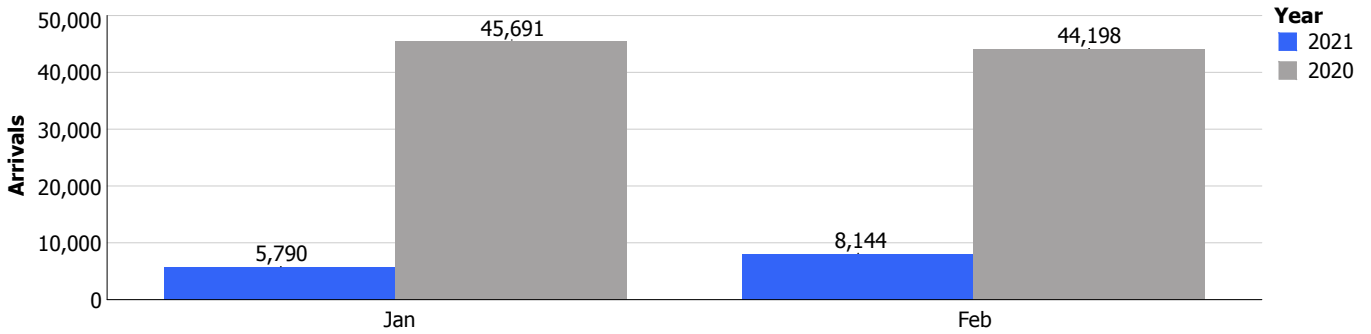
Pietermaai 19, Curaçao, Dutch Caribbean
 Phone: (599-9) 461-8200
 Email: info@curacao.com
 Website: curacao.com

Stayover Visitor Nights (Feb / 2021)

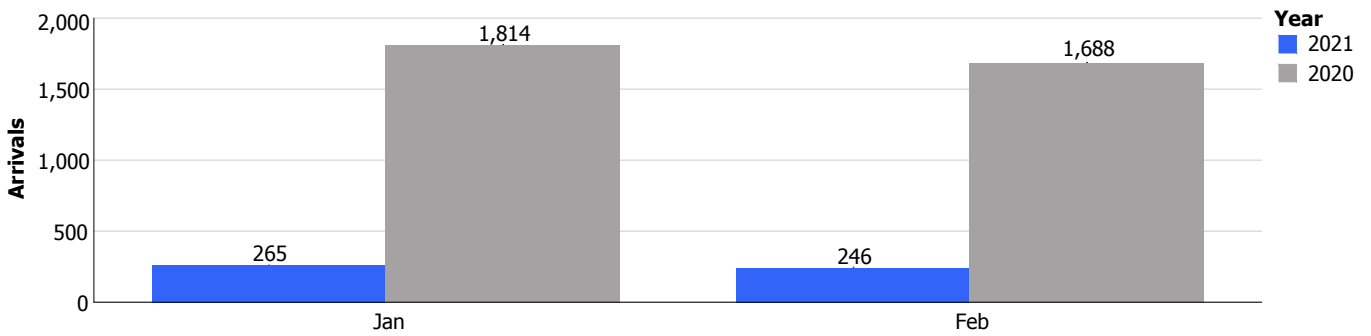
	Feb/2021	% Total	Feb/2020	% Total	% Change
North America					
Canada	678	0.7%	35,207	8.9%	-98%
United States	9,347	9.9%	60,164	15.3%	-84%
Total	10,025	10.6%	95,371	24.2%	-89%
South America					
Argentina	132	0.1%	1,847	0.5%	-93%
Brazil	132	0.1%	6,046	1.5%	-98%
Chile	162	0.2%	1,233	0.3%	-87%
Colombia	2,041	2.2%	17,332	4.4%	-88%
Ecuador	4	0.0%	522	0.1%	-99%
Panama	302	0.3%	757	0.2%	-60%
Suriname	153	0.2%	3,059	0.8%	-95%
Uruguay	13	0.0%	442	0.1%	-97%
Venezuela	515	0.5%	5,869	1.5%	-91%
Other	649	0.7%	2,201	0.6%	-71%
Total	4,103	4.3%	39,308	10.0%	-90%
Caribbean					
Aruba	1,487	1.6%	5,125	1.3%	-71%
Dom. Rep.	500	0.5%	2,378	0.6%	-79%
Haiti	125	0.1%	1,345	0.3%	-91%
Jamaica	20	0.0%	460	0.1%	-96%
Trinidad & Tobago	8	0.0%	2,322	0.6%	-100%
Other	939	1.0%	5,755	1.5%	-84%
Total	3,079	3.3%	17,385	4.4%	-82%
Europe					
Austria	351	0.4%	1,171	0.3%	-70%
Belgium	505	0.5%	6,056	1.5%	-92%
Denmark	94	0.1%	1,233	0.3%	-92%
France	593	0.6%	3,292	0.8%	-82%
Germany	6,236	6.6%	16,598	4.2%	-62%
Italy	257	0.3%	1,256	0.3%	-80%
Netherlands	62,495	66.2%	195,789	49.8%	-68%
Spain	246	0.3%	929	0.2%	-74%
Sweden	65	0.1%	2,231	0.6%	-97%
Switzerland	342	0.4%	1,966	0.5%	-83%
United Kingdom	696	0.7%	2,732	0.7%	-75%
Other	2,656	2.8%	5,063	1.3%	-48%
Total	74,536	79.0%	238,316	60.6%	-69%
Others					
Not Stated	1,458	1.5%	496	0.1%	194%
Other	1,176	1.2%	2,553	0.6%	-54%
Total	2,634	2.8%	3,049	0.8%	-14%
Overall	94,377	100.0%	393,429	100.0%	-76%

2021YTD	% Total	2020YTD	% Total	% Change
4,131	2.3%	77,353	9.3%	-95%
17,545	9.8%	118,983	14.3%	-85%
21,676	12.2%	196,336	23.6%	-89%
271	0.2%	4,762	0.6%	-94%
657	0.4%	13,436	1.6%	-95%
292	0.2%	1,843	0.2%	-84%
4,501	2.5%	38,561	4.6%	-88%
182	0.1%	1,130	0.1%	-84%
524	0.3%	1,591	0.2%	-67%
166	0.1%	6,135	0.7%	-97%
13	0.0%	1,270	0.2%	-99%
806	0.5%	9,943	1.2%	-92%
1,561	0.9%	4,134	0.5%	-62%
8,973	5.0%	82,805	10.0%	-89%
3,392	1.9%	9,593	1.2%	-65%
829	0.5%	3,417	0.4%	-76%
346	0.2%	2,021	0.2%	-83%
206	0.1%	779	0.1%	-74%
38	0.0%	3,991	0.5%	-99%
1,911	1.1%	10,803	1.3%	-82%
6,722	3.8%	30,604	3.7%	-78%
643	0.4%	3,060	0.4%	-79%
1,962	1.1%	10,865	1.3%	-82%
169	0.1%	2,031	0.2%	-92%
1,211	0.7%	5,532	0.7%	-78%
10,531	5.9%	36,116	4.3%	-71%
553	0.3%	3,006	0.4%	-82%
110,713	62.1%	425,265	51.2%	-74%
832	0.5%	1,615	0.2%	-48%
165	0.1%	4,470	0.5%	-96%
816	0.5%	4,318	0.5%	-81%
2,584	1.5%	5,894	0.7%	-56%
5,110	2.9%	13,293	1.6%	-62%
135,289	75.9%	515,465	62.0%	-74%
2,820	1.6%	1,158	0.1%	144%
2,685	1.5%	4,428	0.5%	-39%
5,505	3.1%	5,586	0.7%	-1%
178,165	100.0%	830,796	100.0%	-79%

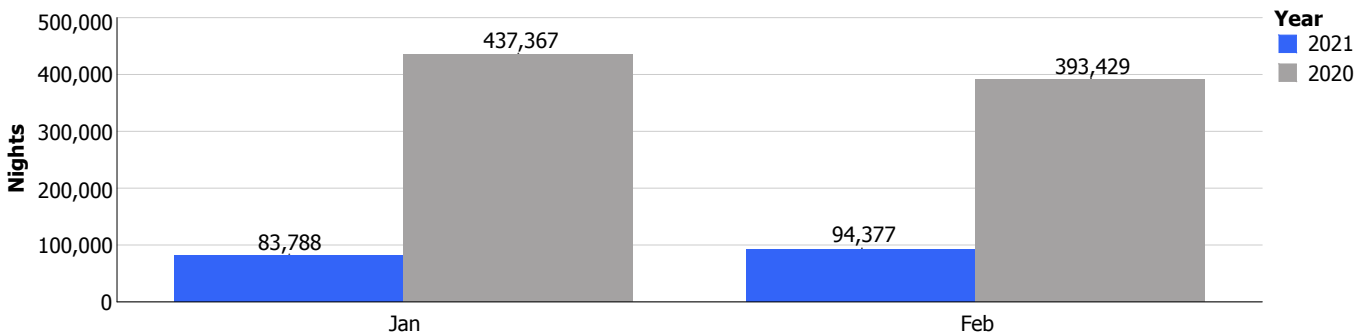
Stay over



Day trippers



Stay over nights



Cruise arrivals

