

## Overall Visitor Arrival Performance (Jan / 2021)

### Total Stayover Arrivals by Region

Region	Jan/2021	% Total	Jan/2020	% Total	% Change
North America	860	15%	12,772	28%	-93%
South America	342	6%	6,089	13%	-94%
Caribbean	456	8%	2,689	6%	-83%
Europe	3,836	66%	23,127	51%	-83%
Others	296	5%	1,014	2%	-71%
<b>Total</b>	<b>5,790</b>	<b>100%</b>	<b>45,691</b>	<b>100%</b>	<b>-87%</b>

2021YTD	% Total	2020YTD	% Total	% Change
860	15%	12,772	28%	-93%
342	6%	6,089	13%	-94%
456	8%	2,689	6%	-83%
3,836	66%	23,127	51%	-83%
296	5%	1,014	2%	-71%
<b>5,790</b>	<b>100%</b>	<b>45,691</b>	<b>100%</b>	<b>-87%</b>

### Total Daytrippers

	Jan/2021	% Total	Jan/2020	% Total	% Change
Day Trippers	265	100%	1,814	100%	-85%

2021YTD	% Total	2020YTD	% Total	% Change
265	100%	1,814	100%	-85%

### Total Nights by Region

Region	Jan/2021	% Total	Jan/2020	% Total	% Change
North America	11,651	13.9%	100,965	23.1%	-88%
South America	4,870	5.8%	43,497	9.9%	-89%
Caribbean	3,643	4.3%	13,219	3.0%	-72%
Europe	60,753	72.5%	277,149	63.4%	-78%
Others	2,871	3.4%	2,537	0.6%	13%
<b>Total</b>	<b>83,788</b>	<b>100%</b>	<b>437,367</b>	<b>100%</b>	<b>-81%</b>

2021YTD	% Total	2020YTD	% Total	% Change
11,651	13.9%	100,965	23.1%	-88%
4,870	5.8%	43,497	9.9%	-89%
3,643	4.3%	13,219	3.0%	-72%
60,753	72.5%	277,149	63.4%	-78%
2,871	3.4%	2,537	0.6%	13%
<b>83,788</b>	<b>100%</b>	<b>437,367</b>	<b>100%</b>	<b>-81%</b>

### Total Cruise Arrivals

	Jan/2021	% Total	Jan/2020	% Total	% Change
Cruise Arrivals	0		116,314	100%	-100%
Cruise Calls	0		45	100%	-100%

2021YTD	% Total	2020YTD	% Total	% Change
0		116,314	100%	-100%
0		45	100%	-100%

### Total Arrivals

	Jan/2021	% Total	Jan/2020	% Total	% Change
Cruise Arrivals	0	0%	116,314	71%	-100%
Day Trippers	265	4%	1,814	1%	-85%
Stayovers	5,790	96%	45,691	28%	-87%
<b>Total</b>	<b>6,055</b>	<b>100%</b>	<b>163,819</b>	<b>100%</b>	<b>-96%</b>

2021YTD	% Total	2020YTD	% Total	% Change
0	0%	116,314	71%	-100%
265	4%	1,814	1%	-85%
5,790	96%	45,691	28%	-87%
<b>6,055</b>	<b>100%</b>	<b>163,819</b>	<b>100%</b>	<b>-96%</b>

### Source

**Stayover:** Immigration database / CTB  
**Visitor Nights:** Immigration database / CTB  
**Cruise calls / passengers:** CPA

### Stayover Visitor Arrival (Jan / 2021)

	Jan/2021	% Total	Jan/2020	% Total	% Change
<b>North America</b>					
Canada	121	2.1%	4,258	9.3%	-97%
United States	739	12.8%	8,514	18.6%	-91%
<b>Total</b>	<b>860</b>	<b>14.9%</b>	<b>12,772</b>	<b>28.0%</b>	<b>-93.27%</b>
<b>South America</b>					
Argentina	14	0.2%	336	0.7%	-96%
Brazil	33	0.6%	1,054	2.3%	-97%
Chile	9	0.2%	69	0.2%	-87%
Colombia	194	3.4%	3,170	6.9%	-94%
Ecuador	9	0.2%	94	0.2%	-90%
Panama	11	0.2%	163	0.4%	-93%
Suriname	7	0.1%	418	0.9%	-98%
Uruguay	0	0.0%	87	0.2%	-100%
Venezuela	33	0.6%	420	0.9%	-92%
Other	32	0.6%	278	0.6%	-88%
<b>Total</b>	<b>342</b>	<b>5.9%</b>	<b>6,089</b>	<b>13.3%</b>	<b>-94.38%</b>
<b>Caribbean</b>					
Aruba	227	3.9%	1,035	2.3%	-78%
Dom. Rep.	21	0.4%	134	0.3%	-84%
Haiti	21	0.4%	74	0.2%	-72%
Jamaica	19	0.3%	46	0.1%	-59%
Trinidad & Tobago	2	0.0%	400	0.9%	-100%
Other	166	2.9%	1,000	2.2%	-83%
<b>Total</b>	<b>456</b>	<b>7.9%</b>	<b>2,689</b>	<b>5.9%</b>	<b>-83.04%</b>
<b>Europe</b>					
Austria	20	0.3%	135	0.3%	-85%
Belgium	79	1.4%	430	0.9%	-82%
Denmark	9	0.2%	80	0.2%	-89%
France	32	0.6%	291	0.6%	-89%
Germany	191	3.3%	1,612	3.5%	-88%
Italy	15	0.3%	180	0.4%	-92%
Netherlands	3,170	54.7%	18,862	41.3%	-83%
Spain	23	0.4%	76	0.2%	-70%
Sweden	10	0.2%	189	0.4%	-95%
Switzerland	21	0.4%	196	0.4%	-89%
United Kingdom	73	1.3%	298	0.7%	-76%
Other	193	3.3%	778	1.7%	-75%
<b>Total</b>	<b>3,836</b>	<b>66.3%</b>	<b>23,127</b>	<b>50.6%</b>	<b>-83.41%</b>
<b>Others</b>					
Not Stated	168	2.9%	714	1.6%	-76%
Other	128	2.2%	300	0.7%	-57%
<b>Total</b>	<b>296</b>	<b>5.1%</b>	<b>1,014</b>	<b>2.2%</b>	<b>-70.81%</b>
<b>Overall</b>	<b>5,790</b>	<b>100.0%</b>	<b>45,691</b>	<b>100.0%</b>	<b>-87%</b>

	2021YTD	% Total	2020YTD	% Total	% Change
	121	2.1%	4,258	9.3%	-97%
	739	12.8%	8,514	18.6%	-91%
	<b>860</b>	<b>14.9%</b>	<b>12,772</b>	<b>28.0%</b>	<b>-93%</b>
	14	0.2%	336	0.7%	-96%
	33	0.6%	1,054	2.3%	-97%
	9	0.2%	69	0.2%	-87%
	194	3.4%	3,170	6.9%	-94%
	9	0.2%	94	0.2%	-90%
	11	0.2%	163	0.4%	-93%
	7	0.1%	418	0.9%	-98%
	0	0.0%	87	0.2%	-100%
	33	0.6%	420	0.9%	-92%
	32	0.6%	278	0.6%	-88%
	<b>342</b>	<b>5.9%</b>	<b>6,089</b>	<b>13.3%</b>	<b>-94%</b>
	227	3.9%	1,035	2.3%	-78%
	21	0.4%	134	0.3%	-84%
	21	0.4%	74	0.2%	-72%
	19	0.3%	46	0.1%	-59%
	2	0.0%	400	0.9%	-100%
	166	2.9%	1,000	2.2%	-83%
	<b>456</b>	<b>7.9%</b>	<b>2,689</b>	<b>5.9%</b>	<b>-83%</b>
	20	0.3%	135	0.3%	-85%
	79	1.4%	430	0.9%	-82%
	9	0.2%	80	0.2%	-89%
	32	0.6%	291	0.6%	-89%
	191	3.3%	1,612	3.5%	-88%
	15	0.3%	180	0.4%	-92%
	3,170	54.7%	18,862	41.3%	-83%
	23	0.4%	76	0.2%	-70%
	10	0.2%	189	0.4%	-95%
	21	0.4%	196	0.4%	-89%
	73	1.3%	298	0.7%	-76%
	193	3.3%	778	1.7%	-75%
	<b>3,836</b>	<b>66.3%</b>	<b>23,127</b>	<b>50.6%</b>	<b>-83%</b>
	168	2.9%	714	1.6%	-76%
	128	2.2%	300	0.7%	-57%
	<b>296</b>	<b>5.1%</b>	<b>1,014</b>	<b>2.2%</b>	<b>-71%</b>
	<b>5,790</b>	<b>100.0%</b>	<b>45,691</b>	<b>100.0%</b>	<b>-87%</b>



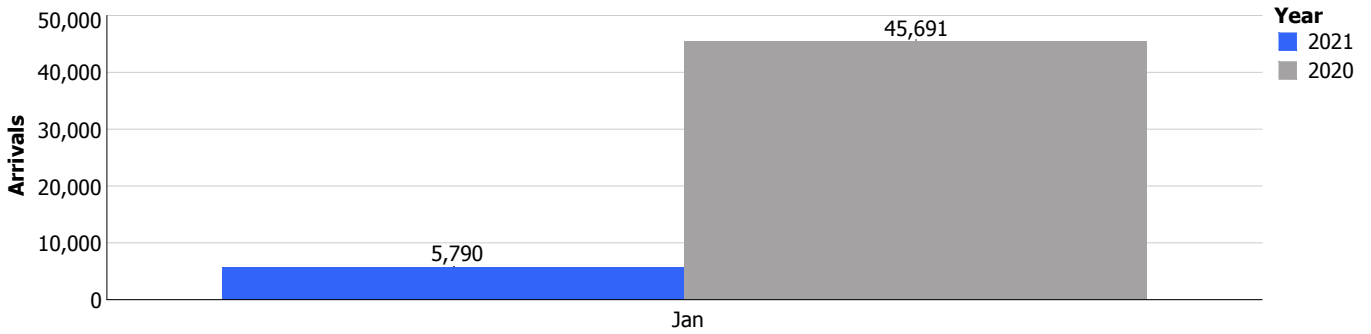
Pietermaai 19, Curaçao, Dutch Caribbean  
 Phone: (599-9) 461-8200  
 Email: info@curacao.com  
 Website: curacao.com

### Stayover Visitor Nights (Jan / 2021)

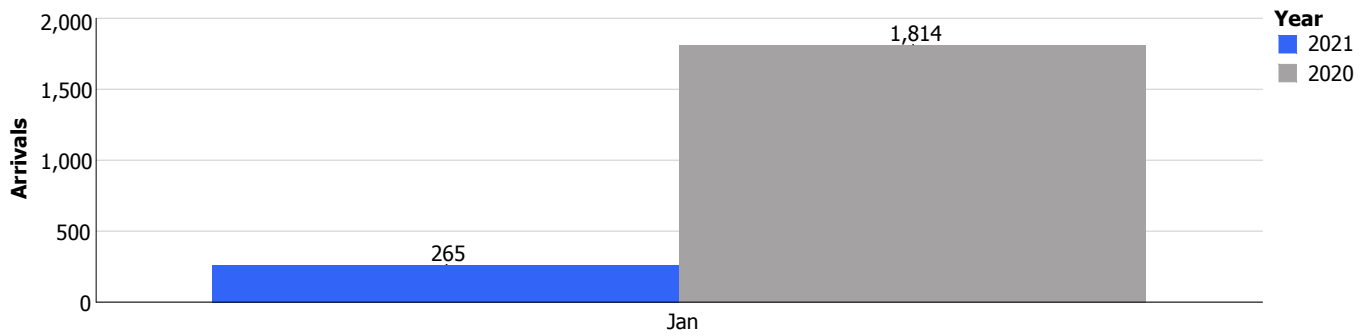
	Jan/2021	% Total	Jan/2020	% Total	% Change
<b>North America</b>					
Canada	3,453	4.1%	42,146	9.6%	-92%
United States	8,198	9.8%	58,819	13.4%	-86%
<b>Total</b>	<b>11,651</b>	<b>13.9%</b>	<b>100,965</b>	<b>23.1%</b>	<b>-88%</b>
<b>South America</b>					
Argentina	139	0.2%	2,915	0.7%	-95%
Brazil	525	0.6%	7,390	1.7%	-93%
Chile	130	0.2%	610	0.1%	-79%
Colombia	2,460	2.9%	21,229	4.9%	-88%
Ecuador	178	0.2%	608	0.1%	-71%
Panama	222	0.3%	834	0.2%	-73%
Suriname	13	0.0%	3,076	0.7%	-100%
Uruguay	0	0.0%	828	0.2%	-100%
Venezuela	291	0.3%	4,074	0.9%	-93%
Other	912	1.1%	1,933	0.4%	-53%
<b>Total</b>	<b>4,870</b>	<b>5.8%</b>	<b>43,497</b>	<b>9.9%</b>	<b>-89%</b>
<b>Caribbean</b>					
Aruba	1,905	2.3%	4,468	1.0%	-57%
Dom. Rep.	329	0.4%	1,039	0.2%	-68%
Haiti	221	0.3%	676	0.2%	-67%
Jamaica	186	0.2%	319	0.1%	-42%
Trinidad & Tobago	30	0.0%	1,669	0.4%	-98%
Other	972	1.2%	5,048	1.2%	-81%
<b>Total</b>	<b>3,643</b>	<b>4.3%</b>	<b>13,219</b>	<b>3.0%</b>	<b>-72%</b>
<b>Europe</b>					
Austria	292	0.3%	1,889	0.4%	-85%
Belgium	1,457	1.7%	4,809	1.1%	-70%
Denmark	75	0.1%	798	0.2%	-91%
France	618	0.7%	2,240	0.5%	-72%
Germany	4,295	5.1%	19,518	4.5%	-78%
Italy	296	0.4%	1,750	0.4%	-83%
Netherlands	48,218	57.5%	229,476	52.5%	-79%
Spain	586	0.7%	686	0.2%	-15%
Sweden	100	0.1%	2,239	0.5%	-96%
Switzerland	474	0.6%	2,352	0.5%	-80%
United Kingdom	1,888	2.3%	3,162	0.7%	-40%
Other	2,454	2.9%	8,230	1.9%	-70%
<b>Total</b>	<b>60,753</b>	<b>72.5%</b>	<b>277,149</b>	<b>63.4%</b>	<b>-78%</b>
<b>Others</b>					
Not Stated	1,362	1.6%	662	0.2%	106%
Other	1,509	1.8%	1,875	0.4%	-20%
<b>Total</b>	<b>2,871</b>	<b>3.4%</b>	<b>2,537</b>	<b>0.6%</b>	<b>13%</b>
<b>Overall</b>	<b>83,788</b>	<b>100.0%</b>	<b>437,367</b>	<b>100.0%</b>	<b>-81%</b>

2021YTD	% Total	2020YTD	% Total	% Change
3,453	4.1%	42,146	9.6%	-92%
8,198	9.8%	58,819	13.4%	-86%
<b>11,651</b>	<b>13.9%</b>	<b>100,965</b>	<b>23.1%</b>	<b>-88%</b>
139	0.2%	2,915	0.7%	-95%
525	0.6%	7,390	1.7%	-93%
130	0.2%	610	0.1%	-79%
2,460	2.9%	21,229	4.9%	-88%
178	0.2%	608	0.1%	-71%
222	0.3%	834	0.2%	-73%
13	0.0%	3,076	0.7%	-100%
0	0.0%	828	0.2%	-100%
291	0.3%	4,074	0.9%	-93%
912	1.1%	1,933	0.4%	-53%
<b>4,870</b>	<b>5.8%</b>	<b>43,497</b>	<b>9.9%</b>	<b>-89%</b>
1,905	2.3%	4,468	1.0%	-57%
329	0.4%	1,039	0.2%	-68%
221	0.3%	676	0.2%	-67%
186	0.2%	319	0.1%	-42%
30	0.0%	1,669	0.4%	-98%
972	1.2%	5,048	1.2%	-81%
<b>3,643</b>	<b>4.3%</b>	<b>13,219</b>	<b>3.0%</b>	<b>-72%</b>
292	0.3%	1,889	0.4%	-85%
1,457	1.7%	4,809	1.1%	-70%
75	0.1%	798	0.2%	-91%
618	0.7%	2,240	0.5%	-72%
4,295	5.1%	19,518	4.5%	-78%
296	0.4%	1,750	0.4%	-83%
48,218	57.5%	229,476	52.5%	-79%
586	0.7%	686	0.2%	-15%
100	0.1%	2,239	0.5%	-96%
474	0.6%	2,352	0.5%	-80%
1,888	2.3%	3,162	0.7%	-40%
2,454	2.9%	8,230	1.9%	-70%
<b>60,753</b>	<b>72.5%</b>	<b>277,149</b>	<b>63.4%</b>	<b>-78%</b>
1,362	1.6%	662	0.2%	106%
1,509	1.8%	1,875	0.4%	-20%
<b>2,871</b>	<b>3.4%</b>	<b>2,537</b>	<b>0.6%</b>	<b>13%</b>
<b>83,788</b>	<b>100.0%</b>	<b>437,367</b>	<b>100.0%</b>	<b>-81%</b>

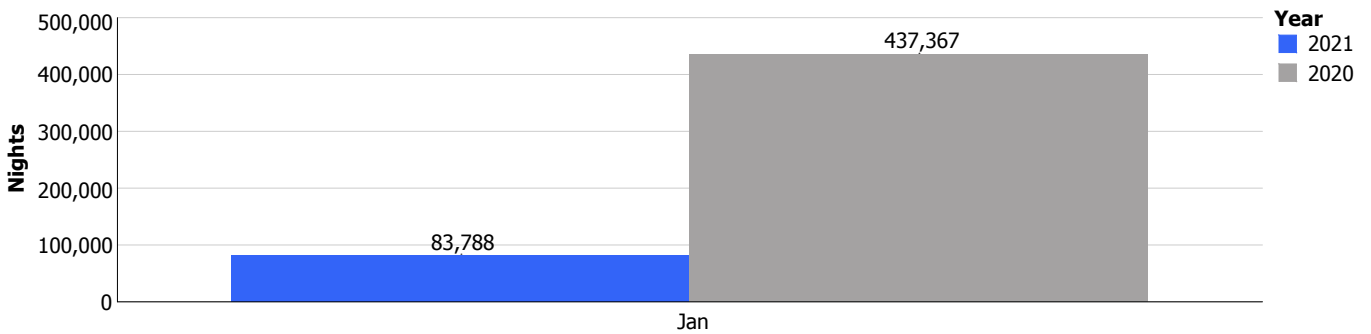
### Stay over



### Day trippers



### Stay over nights



### Cruise arrivals

