

## Overall Visitor Arrival Performance (Dec / 2020)

### Total Stayover Arrivals by Region

Region	Dec/2020	% Total	Dec/2019	% Total	% Change
North America	1,097	11%	10,445	23%	-89%
South America	183	2%	6,661	15%	-97%
Caribbean	424	4%	3,709	8%	-89%
Europe	7,754	78%	22,532	51%	-66%
Others	451	5%	1,187	3%	-62%
<b>Total</b>	<b>9,909</b>	<b>100%</b>	<b>44,534</b>	<b>100%</b>	<b>-78%</b>

2020YTD	% Total	2019YTD	% Total	% Change
32,936	19%	96,150	21%	-66%
14,745	8%	72,658	16%	-80%
9,894	6%	40,133	9%	-75%
112,427	64%	243,843	53%	-54%
4,869	3%	10,899	2%	-55%
<b>174,871</b>	<b>100%</b>	<b>463,683</b>	<b>100%</b>	<b>-62%</b>

### Total Daytrippers

	Dec/2020	% Total	Dec/2019	% Total	% Change
Day Trippers	226	100%	2,009	100%	-89%

2020YTD	% Total	2019YTD	% Total	% Change
5,338	100%	19,451	100%	-73%

### Total Nights by Region

Region	Dec/2020	% Total	Dec/2019	% Total	% Change
North America	10,986	8.7%	80,697	19.3%	-86%
South America	1,330	1.1%	53,654	12.8%	-98%
Caribbean	2,573	2.0%	22,427	5.4%	-89%
Europe	108,108	85.8%	257,900	61.6%	-58%
Others	2,957	2.3%	3,716	0.9%	-20%
<b>Total</b>	<b>125,954</b>	<b>100%</b>	<b>418,394</b>	<b>100%</b>	<b>-70%</b>

2020YTD	% Total	2019YTD	% Total	% Change
258,989	14.8%	672,080	16.3%	-61%
102,957	5.9%	522,605	12.6%	-80%
52,979	3.0%	225,412	5.5%	-76%
1,318,950	75.4%	2,681,737	64.9%	-51%
16,306	0.9%	30,088	0.7%	-46%
<b>1,750,181</b>	<b>100%</b>	<b>4,131,922</b>	<b>100%</b>	<b>-58%</b>

### Total Cruise Arrivals

	Dec/2020	% Total	Dec/2019	% Total	% Change
Cruise Arrivals	0		128,795	100%	-100%
Cruise Calls	0		51	100%	-100%

2020YTD	% Total	2019YTD	% Total	% Change
256,033	100%	809,874	100%	-68%
100	100%	313	100%	-68%

### Total Arrivals

	Dec/2020	% Total	Dec/2019	% Total	% Change
Cruise Arrivals	0	0%	128,795	73%	-100%
Day Trippers	226	2%	2,009	1%	-89%
Stayovers	9,909	98%	44,534	25%	-78%
<b>Total</b>	<b>10,135</b>	<b>100%</b>	<b>175,338</b>	<b>100%</b>	<b>-94%</b>

2020YTD	% Total	2019YTD	% Total	% Change
256,033	59%	809,874	63%	-68%
5,338	1%	19,451	2%	-73%
174,871	40%	463,683	36%	-62%
<b>436,242</b>	<b>100%</b>	<b>1,293,008</b>	<b>100%</b>	<b>-66%</b>

### Source

**Stayover:** Immigration database / CTB  
**Visitor Nights:** Immigration database / CTB  
**Cruise calls / passengers:** CPA

### Stayover Visitor Arrival (Dec / 2020)

	Dec/2020	% Total	Dec/2019	% Total	% Change
<b>North America</b>					
Canada	137	1.4%	2,794	6.3%	-95%
United States	960	9.7%	7,651	17.2%	-87%
<b>Total</b>	<b>1,097</b>	<b>11.1%</b>	<b>10,445</b>	<b>23.5%</b>	<b>-89.50%</b>
<b>South America</b>					
Argentina	1	0.0%	123	0.3%	-99%
Brazil	6	0.1%	1,218	2.7%	-100%
Chile	0	0.0%	48	0.1%	-100%
Colombia	30	0.3%	3,505	7.9%	-99%
Ecuador	0	0.0%	97	0.2%	-100%
Panama	2	0.0%	127	0.3%	-98%
Suriname	64	0.6%	652	1.5%	-90%
Uruguay	0	0.0%	55	0.1%	-100%
Venezuela	71	0.7%	448	1.0%	-84%
Other	9	0.1%	388	0.9%	-98%
<b>Total</b>	<b>183</b>	<b>1.8%</b>	<b>6,661</b>	<b>15.0%</b>	<b>-97.25%</b>
<b>Caribbean</b>					
Aruba	197	2.0%	1,203	2.7%	-84%
Dom. Rep.	11	0.1%	187	0.4%	-94%
Haiti	30	0.3%	146	0.3%	-79%
Jamaica	13	0.1%	75	0.2%	-83%
Trinidad & Tobago	5	0.1%	686	1.5%	-99%
Other	168	1.7%	1,412	3.2%	-88%
<b>Total</b>	<b>424</b>	<b>4.3%</b>	<b>3,709</b>	<b>8.3%</b>	<b>-88.57%</b>
<b>Europe</b>					
Austria	22	0.2%	100	0.2%	-78%
Belgium	23	0.2%	428	1.0%	-95%
Denmark	11	0.1%	84	0.2%	-87%
France	12	0.1%	321	0.7%	-96%
Germany	306	3.1%	1,399	3.1%	-78%
Italy	33	0.3%	243	0.5%	-86%
Netherlands	7,092	71.6%	18,403	41.3%	-61%
Spain	16	0.2%	112	0.3%	-86%
Sweden	16	0.2%	265	0.6%	-94%
Switzerland	10	0.1%	254	0.6%	-96%
United Kingdom	83	0.8%	283	0.6%	-71%
Other	130	1.3%	640	1.4%	-80%
<b>Total</b>	<b>7,754</b>	<b>78.3%</b>	<b>22,532</b>	<b>50.6%</b>	<b>-65.59%</b>
<b>Others</b>					
Not Stated	315	3.2%	870	2.0%	-64%
Other	136	1.4%	317	0.7%	-57%
<b>Total</b>	<b>451</b>	<b>4.6%</b>	<b>1,187</b>	<b>2.7%</b>	<b>-62.01%</b>
<b>Overall</b>	<b>9,909</b>	<b>100.0%</b>	<b>44,534</b>	<b>100.0%</b>	<b>-78%</b>

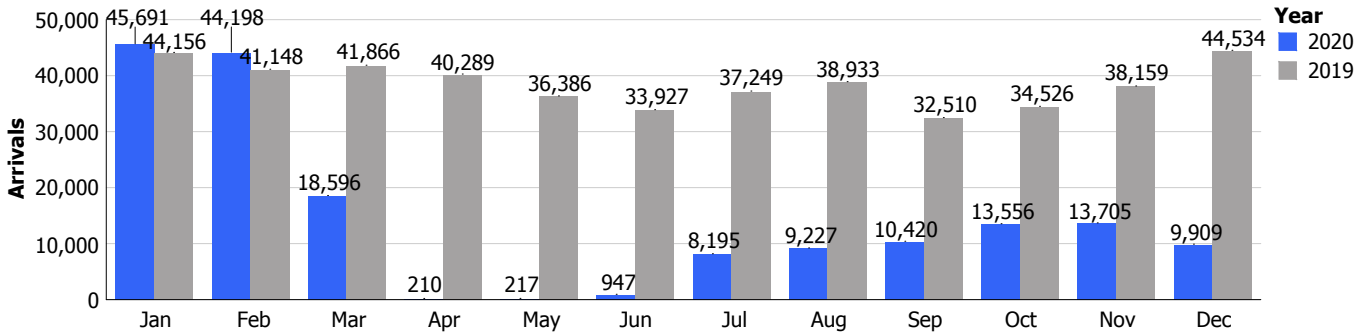
2020YTD	% Total	2019YTD	% Total	% Change
10,290	5.9%	22,100	4.8%	-53%
22,646	13.0%	74,050	16.0%	-69%
<b>32,936</b>	<b>18.8%</b>	<b>96,150</b>	<b>20.7%</b>	<b>-66%</b>
621	0.4%	2,272	0.5%	-73%
2,568	1.5%	13,446	2.9%	-81%
262	0.1%	1,343	0.3%	-80%
6,775	3.9%	30,090	6.5%	-77%
176	0.1%	1,638	0.4%	-89%
413	0.2%	2,104	0.5%	-80%
1,148	0.7%	9,080	2.0%	-87%
164	0.1%	1,089	0.2%	-85%
1,757	1.0%	7,382	1.6%	-76%
861	0.5%	4,214	0.9%	-80%
<b>14,745</b>	<b>8.4%</b>	<b>72,658</b>	<b>15.7%</b>	<b>-80%</b>
3,554	2.0%	13,786	3.0%	-74%
419	0.2%	2,357	0.5%	-82%
240	0.1%	1,530	0.3%	-84%
151	0.1%	865	0.2%	-83%
1,150	0.7%	7,461	1.6%	-85%
4,380	2.5%	14,134	3.0%	-69%
<b>9,894</b>	<b>5.7%</b>	<b>40,133</b>	<b>8.7%</b>	<b>-75%</b>
380	0.2%	1,294	0.3%	-71%
1,614	0.9%	7,265	1.6%	-78%
316	0.2%	749	0.2%	-58%
988	0.6%	3,486	0.8%	-72%
5,643	3.2%	20,821	4.5%	-73%
517	0.3%	1,664	0.4%	-69%
97,993	56.0%	193,962	41.8%	-49%
287	0.2%	1,209	0.3%	-76%
455	0.3%	1,574	0.3%	-71%
601	0.3%	2,620	0.6%	-77%
1,153	0.7%	3,007	0.6%	-62%
2,480	1.4%	6,192	1.3%	-60%
<b>112,427</b>	<b>64.3%</b>	<b>243,843</b>	<b>52.6%</b>	<b>-54%</b>
3,243	1.9%	7,300	1.6%	-56%
1,626	0.9%	3,599	0.8%	-55%
<b>4,869</b>	<b>2.8%</b>	<b>10,899</b>	<b>2.4%</b>	<b>-55%</b>
<b>174,871</b>	<b>100.0%</b>	<b>463,683</b>	<b>100.0%</b>	<b>-62%</b>

### Stayover Visitor Nights (Dec / 2020)

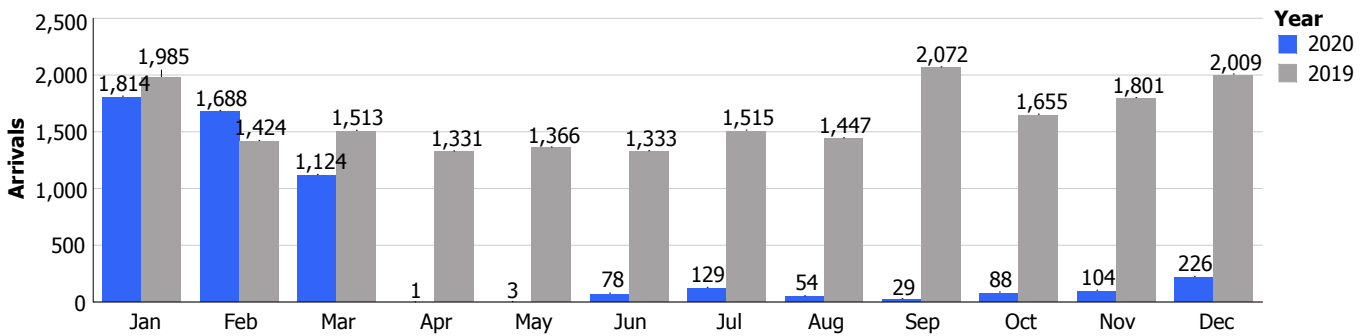
	Dec/2020	% Total	Dec/2019	% Total	% Change
<b>North America</b>					
Canada	1,734	1.4%	25,020	6.0%	-93%
United States	9,252	7.3%	55,677	13.3%	-83%
<b>Total</b>	<b>10,986</b>	<b>8.7%</b>	<b>80,697</b>	<b>19.3%</b>	<b>-86%</b>
<b>South America</b>					
Argentina	21	0.0%	1,121	0.3%	-98%
Brazil	24	0.0%	9,532	2.3%	-100%
Chile	0	0.0%	448	0.1%	-100%
Colombia	227	0.2%	26,341	6.3%	-99%
Ecuador	0	0.0%	827	0.2%	-100%
Panama	6	0.0%	782	0.2%	-99%
Suriname	829	0.7%	4,790	1.1%	-83%
Uruguay	0	0.0%	494	0.1%	-100%
Venezuela	147	0.1%	6,042	1.4%	-98%
Other	76	0.1%	3,277	0.8%	-98%
<b>Total</b>	<b>1,330</b>	<b>1.1%</b>	<b>53,654</b>	<b>12.8%</b>	<b>-98%</b>
<b>Caribbean</b>					
Aruba	1,392	1.1%	6,446	1.5%	-78%
Dom. Rep.	78	0.1%	3,003	0.7%	-97%
Haiti	159	0.1%	1,170	0.3%	-86%
Jamaica	117	0.1%	630	0.2%	-81%
Trinidad & Tobago	39	0.0%	3,105	0.7%	-99%
Other	788	0.6%	8,073	1.9%	-90%
<b>Total</b>	<b>2,573</b>	<b>2.0%</b>	<b>22,427</b>	<b>5.4%</b>	<b>-89%</b>
<b>Europe</b>					
Austria	380	0.3%	1,293	0.3%	-71%
Belgium	454	0.4%	4,502	1.1%	-90%
Denmark	158	0.1%	810	0.2%	-80%
France	205	0.2%	2,614	0.6%	-92%
Germany	6,186	4.9%	16,148	3.9%	-62%
Italy	490	0.4%	2,178	0.5%	-78%
Netherlands	97,035	77.0%	214,788	51.3%	-55%
Spain	259	0.2%	1,067	0.3%	-76%
Sweden	180	0.1%	3,028	0.7%	-94%
Switzerland	490	0.4%	2,644	0.6%	-81%
United Kingdom	1,016	0.8%	2,649	0.6%	-62%
Other	1,255	1.0%	6,179	1.5%	-80%
<b>Total</b>	<b>108,108</b>	<b>85.8%</b>	<b>257,900</b>	<b>61.6%</b>	<b>-58%</b>
<b>Others</b>					
Not Stated	1,141	0.9%	951	0.2%	20%
Other	1,816	1.4%	2,765	0.7%	-34%
<b>Total</b>	<b>2,957</b>	<b>2.3%</b>	<b>3,716</b>	<b>0.9%</b>	<b>-20%</b>
<b>Overall</b>	<b>125,954</b>	<b>100.0%</b>	<b>418,394</b>	<b>100.0%</b>	<b>-70%</b>

2020YTD	% Total	2019YTD	% Total	% Change
96,212	5.5%	181,436	4.4%	-47%
162,777	9.3%	490,644	11.9%	-67%
<b>258,989</b>	<b>14.8%</b>	<b>672,080</b>	<b>16.3%</b>	<b>-61%</b>
5,201	0.3%	17,294	0.4%	-70%
18,228	1.0%	91,829	2.2%	-80%
2,062	0.1%	10,349	0.3%	-80%
45,487	2.6%	214,516	5.2%	-79%
1,248	0.1%	10,035	0.2%	-88%
1,900	0.1%	10,461	0.3%	-82%
8,627	0.5%	63,459	1.5%	-86%
1,417	0.1%	9,182	0.2%	-85%
13,060	0.7%	65,803	1.6%	-80%
5,727	0.3%	29,677	0.7%	-81%
<b>102,957</b>	<b>5.9%</b>	<b>522,605</b>	<b>12.6%</b>	<b>-80%</b>
18,560	1.1%	66,362	1.6%	-72%
4,749	0.3%	31,879	0.8%	-85%
2,434	0.1%	10,783	0.3%	-77%
1,159	0.1%	6,702	0.2%	-83%
4,888	0.3%	33,734	0.8%	-86%
21,189	1.2%	75,952	1.8%	-72%
<b>52,979</b>	<b>3.0%</b>	<b>225,412</b>	<b>5.5%</b>	<b>-76%</b>
5,155	0.3%	14,260	0.3%	-64%
18,682	1.1%	71,239	1.7%	-74%
3,293	0.2%	7,219	0.2%	-54%
8,558	0.5%	28,118	0.7%	-70%
76,395	4.4%	236,365	5.7%	-68%
5,304	0.3%	15,839	0.4%	-67%
1,147,682	65.6%	2,168,114	52.5%	-47%
3,371	0.2%	12,034	0.3%	-72%
5,561	0.3%	15,886	0.4%	-65%
7,170	0.4%	25,855	0.6%	-72%
13,597	0.8%	30,269	0.7%	-55%
24,182	1.4%	56,539	1.4%	-57%
<b>1,318,950</b>	<b>75.4%</b>	<b>2,681,737</b>	<b>64.9%</b>	<b>-51%</b>
5,867	0.3%	3,218	0.1%	82%
10,439	0.6%	26,870	0.7%	-61%
<b>16,306</b>	<b>0.9%</b>	<b>30,088</b>	<b>0.7%</b>	<b>-46%</b>
<b>1,750,181</b>	<b>100.0%</b>	<b>4,131,922</b>	<b>100.0%</b>	<b>-58%</b>

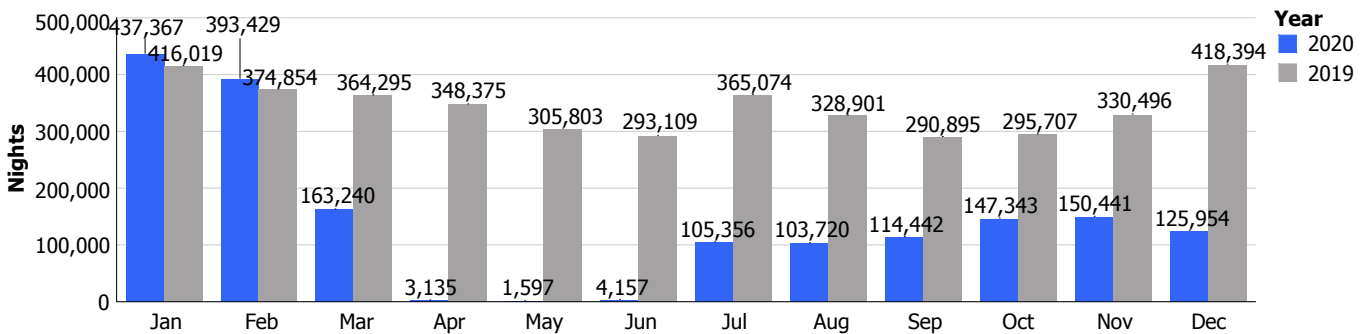
### Stay over



### Day trippers



### Stay over nights



### Cruise arrivals

