

Overall Visitor Arrival Performance (Nov / 2020)

Total Stayover Arrivals by Region

Region	Nov/2020	% Total	Nov/2019	% Total	% Change
North America	244	2%	6,423	17%	-96%
South America	39	0%	5,830	15%	-99%
Caribbean	556	4%	3,404	9%	-84%
Europe	12,507	91%	21,538	56%	-42%
Others	359	3%	964	3%	-63%
Total	13,705	100%	38,159	100%	-64%

2020YTD	% Total	2019YTD	% Total	% Change
31,839	19%	85,705	20%	-63%
14,561	9%	65,997	16%	-78%
9,471	6%	36,424	9%	-74%
104,672	63%	221,311	53%	-53%
4,419	3%	9,712	2%	-54%
164,962	100%	419,149	100%	-61%

Total Daytrippers

	Nov/2020	% Total	Nov/2019	% Total	% Change
Day Trippers	104	100%	1,801	100%	-94%

2020YTD	% Total	2019YTD	% Total	% Change
5,112	100%	17,442	100%	-71%

Total Nights by Region

Region	Nov/2020	% Total	Nov/2019	% Total	% Change
North America	3,226	2.1%	45,131	13.7%	-93%
South America	467	0.3%	40,232	12.2%	-99%
Caribbean	3,322	2.2%	16,523	5.0%	-80%
Europe	141,867	94.4%	225,130	68.1%	-37%
Others	1,459	1.0%	3,480	1.1%	-58%
Total	150,341	100%	330,496	100%	-55%

2020YTD	% Total	2019YTD	% Total	% Change
247,994	15.3%	591,383	15.9%	-58%
101,632	6.3%	468,951	12.6%	-78%
50,306	3.1%	202,985	5.5%	-75%
1,210,852	74.6%	2,423,836	65.3%	-50%
13,349	0.8%	26,372	0.7%	-49%
1,624,133	100%	3,713,527	100%	-56%

Total Cruise Arrivals

	Nov/2020	% Total	Nov/2019	% Total	% Change
Cruise Arrivals	0		92,235	100%	-100%
Cruise Calls	0		38	100%	-100%

2020YTD	% Total	2019YTD	% Total	% Change
256,033	100%	681,079	100%	-62%
100	100%	262	100%	-62%

Total Arrivals

	Nov/2020	% Total	Nov/2019	% Total	% Change
Cruise Arrivals	0	0%	92,235	70%	-100%
Day Trippers	104	1%	1,801	1%	-94%
Stayovers	13,705	99%	38,159	29%	-64%
Total	13,809	100%	132,195	100%	-90%

2020YTD	% Total	2019YTD	% Total	% Change
256,033	60%	681,079	61%	-62%
5,112	1%	17,442	2%	-71%
164,962	39%	419,149	38%	-61%
426,107	100%	1,117,670	100%	-62%

Source

Stayover: Immigration database / CTB
Visitor Nights: Immigration database / CTB
Cruise calls / passengers: CPA



Pietermaai 19, Curaçao, Dutch Caribbean
 Phone: (599-9) 461-8200
 Email: info@curacao.com
 Website: curacao.com

Stayover Visitor Arrival (Nov / 2020)

	Nov/2020	% Total	Nov/2019	% Total	% Change
North America					
Canada	43	0.3%	1,396	3.7%	-97%
United States	201	1.5%	5,027	13.2%	-96%
Total	244	1.8%	6,423	16.8%	-96.20%
South America					
Argentina	0	0.0%	149	0.4%	-100%
Brazil	1	0.0%	1,037	2.7%	-100%
Chile	0	0.0%	45	0.1%	-100%
Colombia	16	0.1%	2,861	7.5%	-99%
Ecuador	0	0.0%	127	0.3%	-100%
Panama	0	0.0%	200	0.5%	-100%
Suriname	4	0.0%	534	1.4%	-99%
Uruguay	0	0.0%	61	0.2%	-100%
Venezuela	9	0.1%	449	1.2%	-98%
Other	9	0.1%	367	1.0%	-98%
Total	39	0.3%	5,830	15.3%	-99.33%
Caribbean					
Aruba	375	2.7%	1,094	2.9%	-66%
Dom. Rep.	2	0.0%	191	0.5%	-99%
Haiti	2	0.0%	90	0.2%	-98%
Jamaica	2	0.0%	79	0.2%	-97%
Trinidad & Tobago	2	0.0%	606	1.6%	-100%
Other	173	1.3%	1,344	3.5%	-87%
Total	556	4.1%	3,404	8.9%	-83.67%
Europe					
Austria	18	0.1%	117	0.3%	-85%
Belgium	37	0.3%	524	1.4%	-93%
Denmark	25	0.2%	24	0.1%	4%
France	18	0.1%	287	0.8%	-94%
Germany	231	1.7%	2,120	5.6%	-89%
Italy	21	0.2%	95	0.2%	-78%
Netherlands	11,915	86.9%	16,803	44.0%	-29%
Spain	14	0.1%	96	0.3%	-85%
Sweden	12	0.1%	118	0.3%	-90%
Switzerland	10	0.1%	343	0.9%	-97%
United Kingdom	68	0.5%	229	0.6%	-70%
Other	138	1.0%	782	2.0%	-82%
Total	12,507	91.3%	21,538	56.4%	-41.93%
Others					
Not Stated	190	1.4%	603	1.6%	-68%
Other	169	1.2%	361	0.9%	-53%
Total	359	2.6%	964	2.5%	-62.76%
Overall	13,705	100.0%	38,159	100.0%	-64%

2020YTD	% Total	2019YTD	% Total	% Change
10,153	6.2%	19,306	4.6%	-47%
21,686	13.1%	66,399	15.8%	-67%
31,839	19.3%	85,705	20.4%	-63%
620	0.4%	2,149	0.5%	-71%
2,562	1.6%	12,228	2.9%	-79%
262	0.2%	1,295	0.3%	-80%
6,745	4.1%	26,585	6.3%	-75%
176	0.1%	1,541	0.4%	-89%
411	0.2%	1,977	0.5%	-79%
1,084	0.7%	8,428	2.0%	-87%
164	0.1%	1,034	0.2%	-84%
1,686	1.0%	6,934	1.7%	-76%
851	0.5%	3,826	0.9%	-78%
14,561	8.8%	65,997	15.7%	-78%
3,357	2.0%	12,583	3.0%	-73%
408	0.2%	2,170	0.5%	-81%
210	0.1%	1,384	0.3%	-85%
138	0.1%	790	0.2%	-83%
1,145	0.7%	6,775	1.6%	-83%
4,213	2.6%	12,722	3.0%	-67%
9,471	5.7%	36,424	8.7%	-74%
358	0.2%	1,194	0.3%	-70%
1,591	1.0%	6,837	1.6%	-77%
305	0.2%	665	0.2%	-54%
976	0.6%	3,165	0.8%	-69%
5,337	3.2%	19,422	4.6%	-73%
484	0.3%	1,421	0.3%	-66%
90,900	55.1%	175,559	41.9%	-48%
271	0.2%	1,097	0.3%	-75%
439	0.3%	1,309	0.3%	-66%
591	0.4%	2,366	0.6%	-75%
1,070	0.6%	2,724	0.6%	-61%
2,350	1.4%	5,552	1.3%	-58%
104,672	63.5%	221,311	52.8%	-53%
2,929	1.8%	6,430	1.5%	-54%
1,490	0.9%	3,282	0.8%	-55%
4,419	2.7%	9,712	2.3%	-54%
164,962	100.0%	419,149	100.0%	-61%



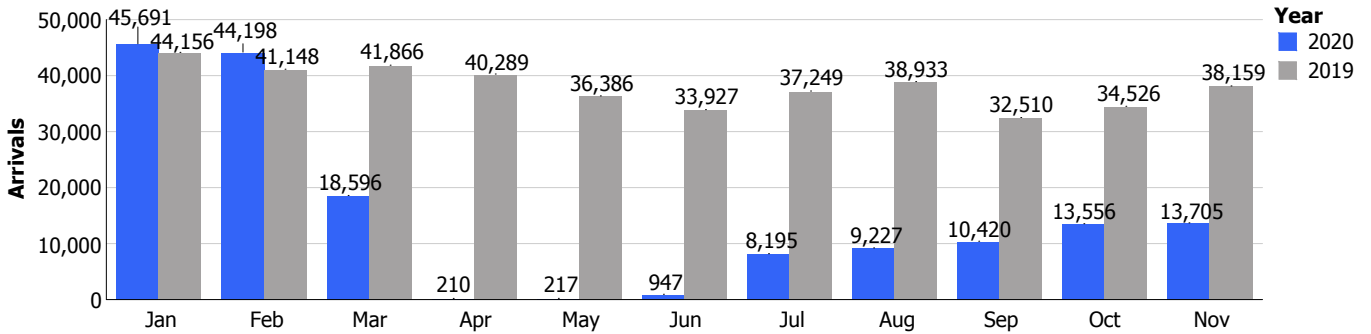
Pietermaai 19, Curaçao, Dutch Caribbean
 Phone: (599-9) 461-8200
 Email: info@curacao.com
 Website: curacao.com

Stayover Visitor Nights (Nov / 2020)

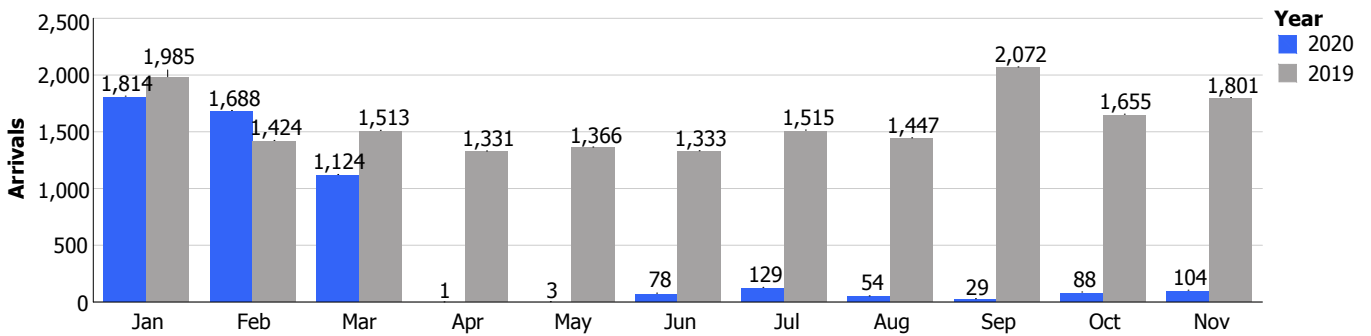
	Nov/2020	% Total	Nov/2019	% Total	% Change
North America					
Canada	1,171	0.8%	10,966	3.3%	-89%
United States	2,055	1.4%	34,165	10.3%	-94%
Total	3,226	2.1%	45,131	13.7%	-93%
South America					
Argentina	0	0.0%	1,292	0.4%	-100%
Brazil	43	0.0%	6,928	2.1%	-99%
Chile	0	0.0%	345	0.1%	-100%
Colombia	229	0.2%	18,454	5.6%	-99%
Ecuador	0	0.0%	922	0.3%	-100%
Panama	0	0.0%	867	0.3%	-100%
Suriname	43	0.0%	3,590	1.1%	-99%
Uruguay	0	0.0%	443	0.1%	-100%
Venezuela	66	0.0%	4,778	1.4%	-99%
Other	86	0.1%	2,613	0.8%	-97%
Total	467	0.3%	40,232	12.2%	-99%
Caribbean					
Aruba	2,255	1.5%	4,186	1.3%	-46%
Dom. Rep.	14	0.0%	2,031	0.6%	-99%
Haiti	14	0.0%	795	0.2%	-98%
Jamaica	0	0.0%	529	0.2%	-100%
Trinidad & Tobago	51	0.0%	2,482	0.8%	-98%
Other	988	0.7%	6,500	2.0%	-85%
Total	3,322	2.2%	16,523	5.0%	-80%
Europe					
Austria	429	0.3%	1,266	0.4%	-66%
Belgium	473	0.3%	5,031	1.5%	-91%
Denmark	241	0.2%	225	0.1%	7%
France	290	0.2%	2,116	0.6%	-86%
Germany	4,530	3.0%	22,546	6.8%	-80%
Italy	449	0.3%	912	0.3%	-51%
Netherlands	132,035	87.8%	178,565	54.0%	-26%
Spain	359	0.2%	1,017	0.3%	-65%
Sweden	423	0.3%	1,153	0.3%	-63%
Switzerland	221	0.1%	3,306	1.0%	-93%
United Kingdom	1,037	0.7%	2,460	0.7%	-58%
Other	1,380	0.9%	6,533	2.0%	-79%
Total	141,867	94.4%	225,130	68.1%	-37%
Others					
Not Stated	959	0.6%	269	0.1%	257%
Other	500	0.3%	3,211	1.0%	-84%
Total	1,459	1.0%	3,480	1.1%	-58%
Overall	150,341	100.0%	330,496	100.0%	-55%

2020YTD	% Total	2019YTD	% Total	% Change
94,478	5.8%	156,416	4.2%	-40%
153,516	9.5%	434,967	11.7%	-65%
247,994	15.3%	591,383	15.9%	-58%
5,180	0.3%	16,173	0.4%	-68%
18,204	1.1%	82,297	2.2%	-78%
2,062	0.1%	9,901	0.3%	-79%
45,265	2.8%	188,175	5.1%	-76%
1,248	0.1%	9,208	0.2%	-86%
1,894	0.1%	9,679	0.3%	-80%
7,798	0.5%	58,669	1.6%	-87%
1,417	0.1%	8,688	0.2%	-84%
12,913	0.8%	59,761	1.6%	-78%
5,651	0.3%	26,400	0.7%	-79%
101,632	6.3%	468,951	12.6%	-78%
17,064	1.1%	59,916	1.6%	-72%
4,671	0.3%	28,876	0.8%	-84%
2,275	0.1%	9,613	0.3%	-76%
1,042	0.1%	6,072	0.2%	-83%
4,849	0.3%	30,629	0.8%	-84%
20,405	1.3%	67,879	1.8%	-70%
50,306	3.1%	202,985	5.5%	-75%
4,775	0.3%	12,967	0.3%	-63%
18,228	1.1%	66,737	1.8%	-73%
3,135	0.2%	6,409	0.2%	-51%
8,353	0.5%	25,504	0.7%	-67%
70,209	4.3%	220,217	5.9%	-68%
4,814	0.3%	13,661	0.4%	-65%
1,050,657	64.7%	1,953,325	52.6%	-46%
3,112	0.2%	10,967	0.3%	-72%
5,381	0.3%	12,858	0.3%	-58%
6,680	0.4%	23,211	0.6%	-71%
12,581	0.8%	27,620	0.7%	-54%
22,927	1.4%	50,360	1.4%	-54%
1,210,852	74.6%	2,423,836	65.3%	-50%
4,726	0.3%	2,267	0.1%	108%
8,623	0.5%	24,105	0.6%	-64%
13,349	0.8%	26,372	0.7%	-49%
1,624,133	100.0%	3,713,527	100.0%	-56%

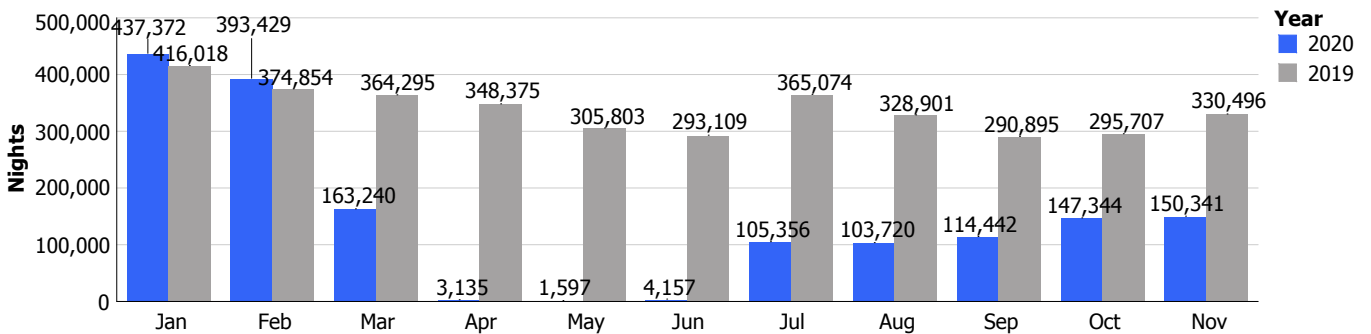
Stay over



Day trippers



Stay over nights



Cruise arrivals

