

Overall Visitor Arrival Performance (Oct / 2020)

Total Stayover Arrivals by Region

Region	Oct/2020	% Total	Oct/2019	% Total	% Change
North America	153	1%	4,893	14%	-97%
South America	201	1%	5,025	15%	-96%
Caribbean	159	1%	3,694	11%	-96%
Europe	12,711	94%	19,971	58%	-36%
Others	332	2%	943	3%	-65%
Total	13,556	100%	34,526	100%	-61%

2020YTD	% Total	2019YTD	% Total	% Change
31,594	21%	79,282	21%	-60%
14,528	10%	60,167	16%	-76%
8,904	6%	33,020	9%	-73%
92,150	61%	199,773	52%	-54%
4,081	3%	8,748	2%	-53%
151,257	100%	380,990	100%	-60%

Total Daytrippers

	Oct/2020	% Total	Oct/2019	% Total	% Change
Day Trippers	88	100%	1,655	100%	-95%

2020YTD	% Total	2019YTD	% Total	% Change
5,008	100%	15,641	100%	-68%

Total Nights by Region

Region	Oct/2020	% Total	Oct/2019	% Total	% Change
North America	3,358	2.3%	32,662	11.0%	-90%
South America	1,309	0.9%	36,175	12.2%	-96%
Caribbean	1,158	0.8%	20,200	6.8%	-94%
Europe	139,316	94.7%	204,435	69.1%	-32%
Others	1,923	1.3%	2,226	0.8%	-14%
Total	147,064	100%	295,698	100%	-50%

2020YTD	% Total	2019YTD	% Total	% Change
244,121	16.6%	546,252	16.1%	-55%
101,158	6.9%	428,710	12.7%	-76%
46,969	3.2%	186,462	5.5%	-75%
1,068,856	72.6%	2,198,706	65.0%	-51%
11,881	0.8%	22,892	0.7%	-48%
1,472,985	100%	3,383,022	100%	-56%

Total Cruise Arrivals

	Oct/2020	% Total	Oct/2019	% Total	% Change
Cruise Arrivals	0		47,223	100%	-100%
Cruise Calls	0		21	100%	-100%

2020YTD	% Total	2019YTD	% Total	% Change
256,033	100%	588,844	100%	-57%
100	100%	224	100%	-55%

Total Arrivals

	Oct/2020	% Total	Oct/2019	% Total	% Change
Cruise Arrivals	0	0%	47,223	57%	-100%
Day Trippers	88	1%	1,655	2%	-95%
Stayovers	13,556	99%	34,526	41%	-61%
Total	13,644	100%	83,404	100%	-84%

2020YTD	% Total	2019YTD	% Total	% Change
256,033	62%	588,844	60%	-57%
5,008	1%	15,641	2%	-68%
151,257	37%	380,990	39%	-60%
412,298	100%	985,475	100%	-58%

Source

Stayover: Immigration database / CTB
Visitor Nights: Immigration database / CTB
Cruise calls / passengers: CPA

Stayover Visitor Arrival (Oct / 2020)

	Oct/2020	% Total	Oct/2019	% Total	% Change
North America					
Canada	32	0.2%	853	2.5%	-96%
United States	121	0.9%	4,040	11.7%	-97%
Total	153	1.1%	4,893	14.2%	-96.87%
South America					
Argentina	0	0.0%	132	0.4%	-100%
Brazil	113	0.8%	1,059	3.1%	-89%
Chile	0	0.0%	90	0.3%	-100%
Colombia	16	0.1%	2,152	6.2%	-99%
Ecuador	0	0.0%	115	0.3%	-100%
Panama	4	0.0%	137	0.4%	-97%
Suriname	4	0.0%	623	1.8%	-99%
Uruguay	0	0.0%	103	0.3%	-100%
Venezuela	47	0.3%	342	1.0%	-86%
Other	17	0.1%	272	0.8%	-94%
Total	201	1.5%	5,025	14.6%	-96.00%
Caribbean					
Aruba	89	0.7%	1,326	3.8%	-93%
Dom. Rep.	5	0.0%	176	0.5%	-97%
Haiti	3	0.0%	72	0.2%	-96%
Jamaica	0	0.0%	90	0.3%	-100%
Trinidad & Tobago	2	0.0%	710	2.1%	-100%
Other	60	0.4%	1,320	3.8%	-95%
Total	159	1.2%	3,694	10.7%	-95.70%
Europe					
Austria	26	0.2%	88	0.3%	-70%
Belgium	34	0.3%	725	2.1%	-95%
Denmark	22	0.2%	34	0.1%	-35%
France	21	0.2%	361	1.0%	-94%
Germany	358	2.6%	1,839	5.3%	-81%
Italy	14	0.1%	64	0.2%	-78%
Netherlands	11,979	88.4%	15,708	45.5%	-24%
Spain	16	0.1%	70	0.2%	-77%
Sweden	4	0.0%	191	0.6%	-98%
Switzerland	10	0.1%	276	0.8%	-96%
United Kingdom	68	0.5%	197	0.6%	-65%
Other	159	1.2%	418	1.2%	-62%
Total	12,711	93.8%	19,971	57.8%	-36.35%
Others					
Not Stated	183	1.3%	667	1.9%	-73%
Other	149	1.1%	276	0.8%	-46%
Total	332	2.4%	943	2.7%	-64.79%
Overall	13,556	100.0%	34,526	100.0%	-61%

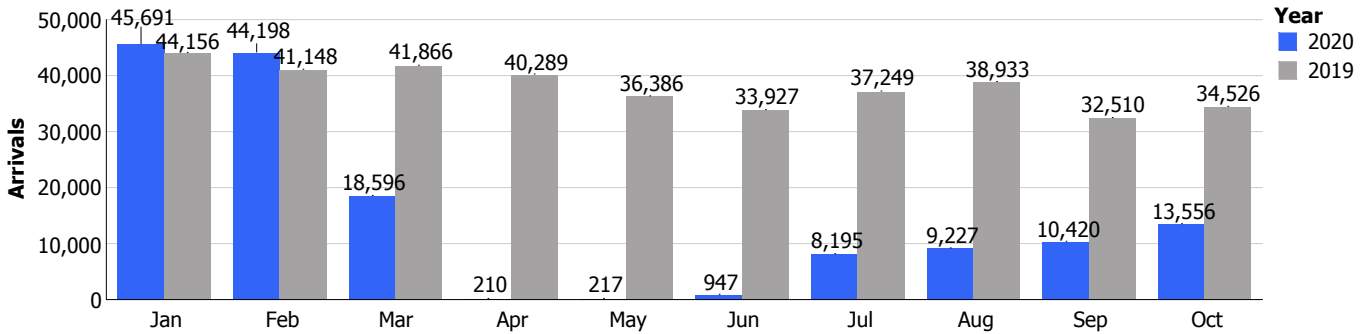
2020YTD	% Total	2019YTD	% Total	% Change
10,110	6.7%	17,910	4.7%	-44%
21,484	14.2%	61,372	16.1%	-65%
31,594	20.9%	79,282	20.8%	-60%
620	0.4%	2,000	0.5%	-69%
2,561	1.7%	11,191	2.9%	-77%
262	0.2%	1,250	0.3%	-79%
6,732	4.5%	23,724	6.2%	-72%
176	0.1%	1,414	0.4%	-88%
411	0.3%	1,777	0.5%	-77%
1,080	0.7%	7,894	2.1%	-86%
164	0.1%	973	0.3%	-83%
1,681	1.1%	6,485	1.7%	-74%
841	0.6%	3,459	0.9%	-76%
14,528	9.6%	60,167	15.8%	-76%
2,970	2.0%	11,489	3.0%	-74%
407	0.3%	1,979	0.5%	-79%
208	0.1%	1,294	0.3%	-84%
136	0.1%	711	0.2%	-81%
1,143	0.8%	6,169	1.6%	-81%
4,040	2.7%	11,378	3.0%	-64%
8,904	5.9%	33,020	8.7%	-73%
340	0.2%	1,077	0.3%	-68%
1,554	1.0%	6,313	1.7%	-75%
280	0.2%	641	0.2%	-56%
958	0.6%	2,878	0.8%	-67%
5,107	3.4%	17,302	4.5%	-70%
463	0.3%	1,326	0.3%	-65%
78,983	52.2%	158,756	41.7%	-50%
257	0.2%	1,001	0.3%	-74%
427	0.3%	1,191	0.3%	-64%
581	0.4%	2,023	0.5%	-71%
1,003	0.7%	2,495	0.7%	-60%
2,197	1.5%	4,770	1.3%	-54%
92,150	60.9%	199,773	52.4%	-54%
2,771	1.8%	5,827	1.5%	-52%
1,310	0.9%	2,921	0.8%	-55%
4,081	2.7%	8,748	2.3%	-53%
151,257	100.0%	380,990	100.0%	-60%

Stayover Visitor Nights (Oct / 2020)

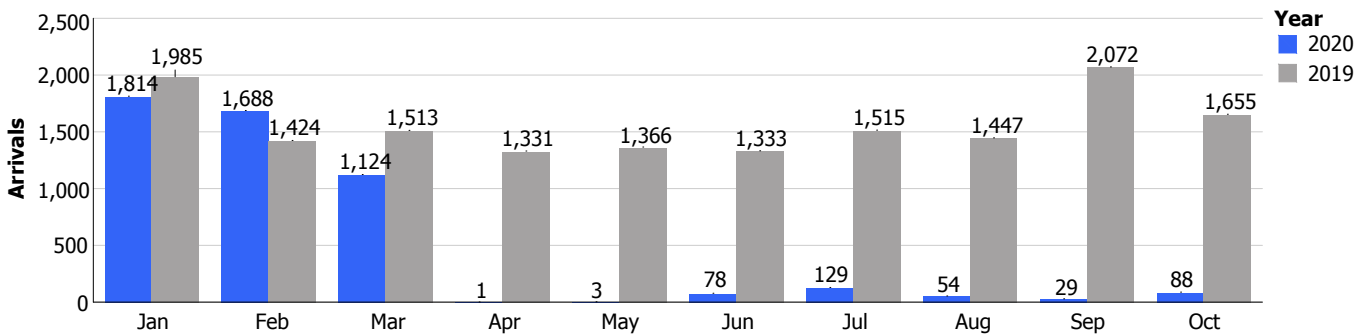
	Oct/2020	% Total	Oct/2019	% Total	% Change
North America					
Canada	610	0.4%	6,739	2.3%	-91%
United States	2,748	1.9%	25,923	8.8%	-89%
Total	3,358	2.3%	32,662	11.0%	-90%
South America					
Argentina	0	0.0%	1,087	0.4%	-100%
Brazil	638	0.4%	6,974	2.4%	-91%
Chile	0	0.0%	571	0.2%	-100%
Colombia	153	0.1%	16,100	5.4%	-99%
Ecuador	0	0.0%	571	0.2%	-100%
Panama	91	0.1%	537	0.2%	-83%
Suriname	19	0.0%	4,142	1.4%	-100%
Uruguay	0	0.0%	873	0.3%	-100%
Venezuela	182	0.1%	3,481	1.2%	-95%
Other	226	0.2%	1,839	0.6%	-88%
Total	1,309	0.9%	36,175	12.2%	-96%
Caribbean					
Aruba	668	0.5%	6,032	2.0%	-89%
Dom. Rep.	35	0.0%	3,104	1.0%	-99%
Haiti	21	0.0%	649	0.2%	-97%
Jamaica	0	0.0%	719	0.2%	-100%
Trinidad & Tobago	17	0.0%	2,834	1.0%	-99%
Other	417	0.3%	6,862	2.3%	-94%
Total	1,158	0.8%	20,200	6.8%	-94%
Europe					
Austria	465	0.3%	783	0.3%	-41%
Belgium	352	0.2%	6,265	2.1%	-94%
Denmark	276	0.2%	267	0.1%	3%
France	278	0.2%	2,534	0.9%	-89%
Germany	6,176	4.2%	20,653	7.0%	-70%
Italy	120	0.1%	780	0.3%	-85%
Netherlands	127,891	87.0%	162,205	54.9%	-21%
Spain	253	0.2%	580	0.2%	-56%
Sweden	28	0.0%	1,777	0.6%	-98%
Switzerland	236	0.2%	2,771	0.9%	-91%
United Kingdom	1,093	0.7%	1,901	0.6%	-43%
Other	2,148	1.5%	3,919	1.3%	-45%
Total	139,316	94.7%	204,435	69.1%	-32%
Others					
Not Stated	835	0.6%	323	0.1%	159%
Other	1,088	0.7%	1,903	0.6%	-43%
Total	1,923	1.3%	2,226	0.8%	-14%
Overall	147,064	100.0%	295,698	100.0%	-50%

2020YTD	% Total	2019YTD	% Total	% Change
93,304	6.3%	145,450	4.3%	-36%
150,817	10.2%	400,802	11.8%	-62%
244,121	16.6%	546,252	16.1%	-55%
5,180	0.4%	14,881	0.4%	-65%
18,160	1.2%	75,369	2.2%	-76%
2,062	0.1%	9,556	0.3%	-78%
45,036	3.1%	169,721	5.0%	-73%
1,248	0.1%	8,286	0.2%	-85%
1,894	0.1%	8,812	0.3%	-79%
7,755	0.5%	55,079	1.6%	-86%
1,417	0.1%	8,245	0.2%	-83%
12,841	0.9%	54,974	1.6%	-77%
5,565	0.4%	23,787	0.7%	-77%
101,158	6.9%	428,710	12.7%	-76%
14,774	1.0%	55,730	1.6%	-73%
4,661	0.3%	26,845	0.8%	-83%
2,268	0.2%	8,818	0.3%	-74%
1,042	0.1%	5,543	0.2%	-81%
4,803	0.3%	28,147	0.8%	-83%
19,421	1.3%	61,379	1.8%	-68%
46,969	3.2%	186,462	5.5%	-75%
4,315	0.3%	11,701	0.3%	-63%
17,755	1.2%	61,706	1.8%	-71%
2,894	0.2%	6,184	0.2%	-53%
8,063	0.5%	23,388	0.7%	-66%
65,690	4.5%	197,671	5.8%	-67%
4,365	0.3%	12,749	0.4%	-66%
918,609	62.4%	1,774,760	52.5%	-48%
2,753	0.2%	9,950	0.3%	-72%
4,958	0.3%	11,705	0.3%	-58%
6,459	0.4%	19,905	0.6%	-68%
11,575	0.8%	25,160	0.7%	-54%
21,420	1.5%	43,827	1.3%	-51%
1,068,856	72.6%	2,198,706	65.0%	-51%
3,769	0.3%	1,998	0.1%	89%
8,112	0.6%	20,894	0.6%	-61%
11,881	0.8%	22,892	0.7%	-48%
1,472,985	100.0%	3,383,022	100.0%	-56%

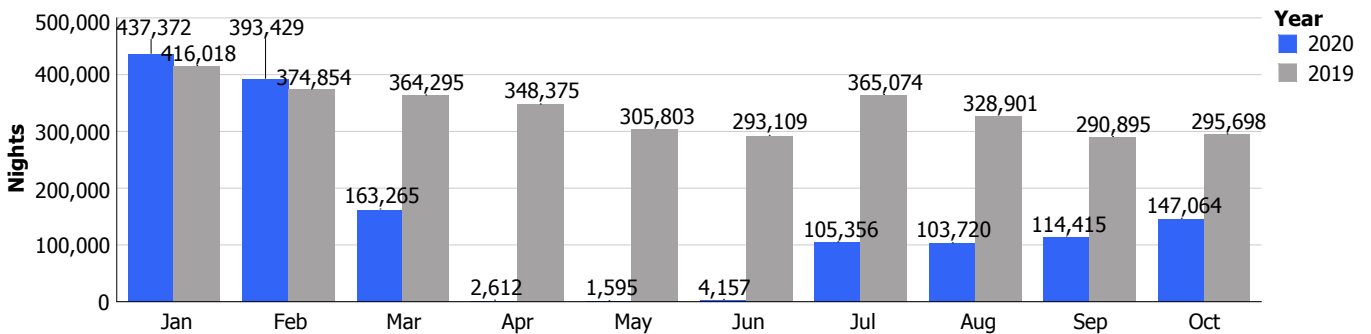
Stay over



Day trippers



Stay over nights



Cruise arrivals

