

## Overall Visitor Arrival Performance (Sep / 2020)

### Total Stayover Arrivals by Region

Region	Sep/2020	% Total	Sep/2019	% Total	% Change
North America	167	2%	4,207	13%	-96%
South America	179	2%	6,754	21%	-97%
Caribbean	85	1%	3,338	10%	-97%
Europe	9,458	91%	17,517	54%	-46%
Others	529	5%	694	2%	-24%
<b>Total</b>	<b>10,418</b>	<b>100%</b>	<b>32,510</b>	<b>100%</b>	<b>-68%</b>

2020YTD	% Total	2019YTD	% Total	% Change
31,439	23%	74,389	21%	-58%
14,327	10%	55,142	16%	-74%
8,747	6%	29,326	8%	-70%
79,412	58%	179,802	52%	-56%
3,774	3%	7,805	2%	-52%
<b>137,699</b>	<b>100%</b>	<b>346,464</b>	<b>100%</b>	<b>-60%</b>

### Total Daytrippers

	Sep/2020	% Total	Sep/2019	% Total	% Change
Day Trippers	29	100%	2,072	100%	-99%

2020YTD	% Total	2019YTD	% Total	% Change
4,920	100%	13,986	100%	-65%

### Total Nights by Region

Region	Sep/2020	% Total	Sep/2019	% Total	% Change
North America	1,434	1.3%	27,442	9.4%	-95%
South America	1,116	1.0%	49,891	17.2%	-98%
Caribbean	558	0.5%	18,874	6.5%	-97%
Europe	110,191	96.4%	192,397	66.1%	-43%
Others	1,002	0.9%	2,291	0.8%	-56%
<b>Total</b>	<b>114,301</b>	<b>100%</b>	<b>290,895</b>	<b>100%</b>	<b>-61%</b>

2020YTD	% Total	2019YTD	% Total	% Change
240,613	18.1%	513,590	16.6%	-53%
99,636	7.5%	392,535	12.7%	-75%
45,819	3.5%	166,262	5.4%	-72%
929,798	70.1%	1,994,271	64.6%	-53%
9,941	0.7%	20,666	0.7%	-52%
<b>1,325,807</b>	<b>100%</b>	<b>3,087,324</b>	<b>100%</b>	<b>-57%</b>

### Total Cruise Arrivals

	Sep/2020	% Total	Sep/2019	% Total	% Change
Cruise Arrivals	0		38,202	100%	-100%
Cruise Calls	0		11	100%	-100%

2020YTD	% Total	2019YTD	% Total	% Change
256,033	100%	541,621	100%	-53%
100	100%	203	100%	-51%

### Total Arrivals

	Sep/2020	% Total	Sep/2019	% Total	% Change
Cruise Arrivals	0	0%	38,202	52%	-100%
Day Trippers	29	0%	2,072	3%	-99%
Stayovers	10,418	100%	32,510	45%	-68%
<b>Total</b>	<b>10,447</b>	<b>100%</b>	<b>72,784</b>	<b>100%</b>	<b>-86%</b>

2020YTD	% Total	2019YTD	% Total	% Change
256,033	64%	541,621	60%	-53%
4,920	1%	13,986	2%	-65%
137,699	35%	346,464	38%	-60%
<b>398,652</b>	<b>100%</b>	<b>902,071</b>	<b>100%</b>	<b>-56%</b>

### Source

**Stayover:** Immigration database / CTB  
**Visitor Nights:** Immigration database / CTB  
**Cruise calls / passengers:** CPA



Pietermaai 19, Curacao, Dutch Caribbean  
 Phone: (599-9) 461-8200  
 Email: info@curacao.com  
 Website: curacao.com

### Stayover Visitor Arrival (Sep / 2020)

	Sep/2020	% Total	Sep/2019	% Total	% Change
<b>North America</b>					
Canada	34	0.3%	707	2.2%	-95%
United States	133	1.3%	3,500	10.8%	-96%
<b>Total</b>	<b>167</b>	<b>1.6%</b>	<b>4,207</b>	<b>12.9%</b>	<b>-96.03%</b>
<b>South America</b>					
Argentina	0	0.0%	175	0.5%	-100%
Brazil	73	0.7%	1,408	4.3%	-95%
Chile	1	0.0%	145	0.4%	-99%
Colombia	13	0.1%	2,274	7.0%	-99%
Ecuador	1	0.0%	156	0.5%	-99%
Panama	2	0.0%	119	0.4%	-98%
Suriname	4	0.0%	1,682	5.2%	-100%
Uruguay	0	0.0%	81	0.2%	-100%
Venezuela	78	0.7%	461	1.4%	-83%
Other	7	0.1%	253	0.8%	-97%
<b>Total</b>	<b>179</b>	<b>1.7%</b>	<b>6,754</b>	<b>20.8%</b>	<b>-97.35%</b>
<b>Caribbean</b>					
Aruba	3	0.0%	1,164	3.6%	-100%
Dom. Rep.	2	0.0%	165	0.5%	-99%
Haiti	1	0.0%	73	0.2%	-99%
Jamaica	0	0.0%	45	0.1%	-100%
Trinidad & Tobago	4	0.0%	715	2.2%	-99%
Other	75	0.7%	1,176	3.6%	-94%
<b>Total</b>	<b>85</b>	<b>0.8%</b>	<b>3,338</b>	<b>10.3%</b>	<b>-97.45%</b>
<b>Europe</b>					
Austria	7	0.1%	95	0.3%	-93%
Belgium	72	0.7%	541	1.7%	-87%
Denmark	7	0.1%	8	0.0%	-12%
France	28	0.3%	201	0.6%	-86%
Germany	359	3.4%	1,690	5.2%	-79%
Italy	46	0.4%	78	0.2%	-41%
Netherlands	8,646	83.0%	14,003	43.1%	-38%
Spain	6	0.1%	102	0.3%	-94%
Sweden	5	0.0%	67	0.2%	-93%
Switzerland	38	0.4%	174	0.5%	-78%
United Kingdom	93	0.9%	222	0.7%	-58%
Other	151	1.4%	336	1.0%	-55%
<b>Total</b>	<b>9,458</b>	<b>90.8%</b>	<b>17,517</b>	<b>53.9%</b>	<b>-46.01%</b>
<b>Others</b>					
Not Stated	330	3.2%	425	1.3%	-22%
Other	199	1.9%	269	0.8%	-26%
<b>Total</b>	<b>529</b>	<b>5.1%</b>	<b>694</b>	<b>2.1%</b>	<b>-23.78%</b>
<b>Overall</b>	<b>10,418</b>	<b>100.0%</b>	<b>32,510</b>	<b>100.0%</b>	<b>-68%</b>

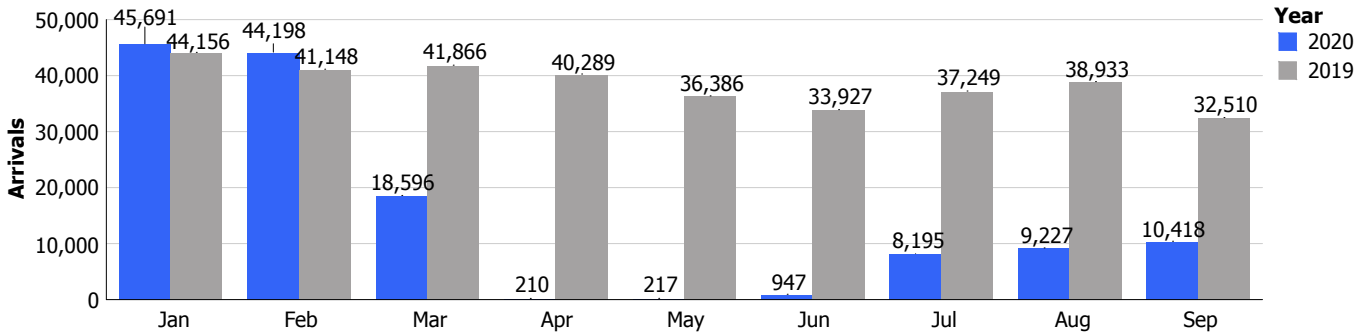
2020YTD	% Total	2019YTD	% Total	% Change
10,078	7.3%	17,057	4.9%	-41%
21,361	15.5%	57,332	16.5%	-63%
<b>31,439</b>	<b>22.8%</b>	<b>74,389</b>	<b>21.5%</b>	<b>-58%</b>
620	0.5%	1,868	0.5%	-67%
2,447	1.8%	10,132	2.9%	-76%
262	0.2%	1,160	0.3%	-77%
6,717	4.9%	21,572	6.2%	-69%
176	0.1%	1,299	0.4%	-86%
407	0.3%	1,640	0.5%	-75%
1,076	0.8%	7,271	2.1%	-85%
164	0.1%	870	0.3%	-81%
1,634	1.2%	6,143	1.8%	-73%
824	0.6%	3,187	0.9%	-74%
<b>14,327</b>	<b>10.4%</b>	<b>55,142</b>	<b>15.9%</b>	<b>-74%</b>
2,881	2.1%	10,163	2.9%	-72%
402	0.3%	1,803	0.5%	-78%
205	0.1%	1,222	0.4%	-83%
136	0.1%	621	0.2%	-78%
1,141	0.8%	5,459	1.6%	-79%
3,982	2.9%	10,058	2.9%	-60%
<b>8,747</b>	<b>6.4%</b>	<b>29,326</b>	<b>8.5%</b>	<b>-70%</b>
314	0.2%	989	0.3%	-68%
1,520	1.1%	5,588	1.6%	-73%
258	0.2%	607	0.2%	-57%
937	0.7%	2,517	0.7%	-63%
4,749	3.4%	15,463	4.5%	-69%
451	0.3%	1,262	0.4%	-64%
67,001	48.7%	143,048	41.3%	-53%
240	0.2%	931	0.3%	-74%
423	0.3%	1,000	0.3%	-58%
571	0.4%	1,747	0.5%	-67%
935	0.7%	2,298	0.7%	-59%
2,013	1.5%	4,352	1.3%	-54%
<b>79,412</b>	<b>57.7%</b>	<b>179,802</b>	<b>51.9%</b>	<b>-56%</b>
2,718	2.0%	5,160	1.5%	-47%
1,056	0.8%	2,645	0.8%	-60%
<b>3,774</b>	<b>2.7%</b>	<b>7,805</b>	<b>2.3%</b>	<b>-52%</b>
<b>137,699</b>	<b>100.0%</b>	<b>346,464</b>	<b>100.0%</b>	<b>-60%</b>

### Stayover Visitor Nights (Sep / 2020)

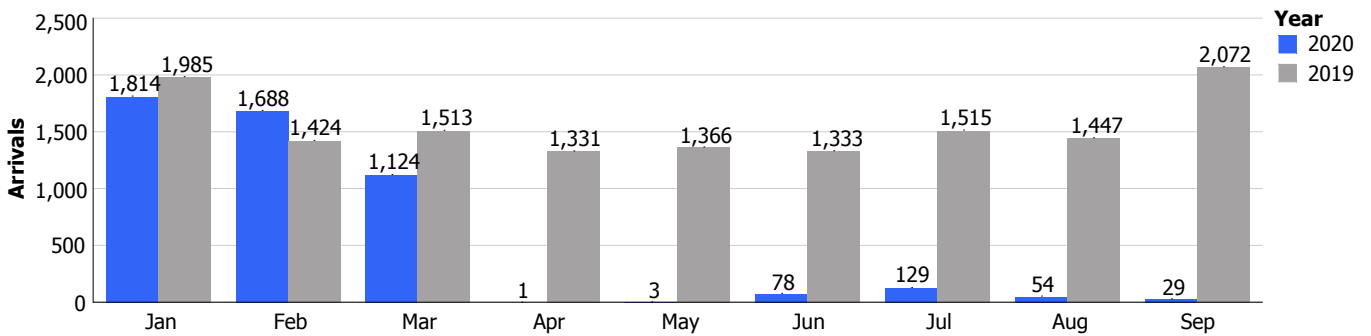
	Sep/2020	% Total	Sep/2019	% Total	% Change
<b>North America</b>					
Canada	379	0.3%	5,045	1.7%	-92%
United States	1,055	0.9%	22,397	7.7%	-95%
<b>Total</b>	<b>1,434</b>	<b>1.3%</b>	<b>27,442</b>	<b>9.4%</b>	<b>-95%</b>
<b>South America</b>					
Argentina	0	0.0%	1,093	0.4%	-100%
Brazil	929	0.8%	9,503	3.3%	-90%
Chile	0	0.0%	1,023	0.4%	-100%
Colombia	7	0.0%	17,082	5.9%	-100%
Ecuador	0	0.0%	855	0.3%	-100%
Panama	2	0.0%	440	0.2%	-100%
Suriname	27	0.0%	12,708	4.4%	-100%
Uruguay	0	0.0%	674	0.2%	-100%
Venezuela	94	0.1%	4,960	1.7%	-98%
Other	57	0.0%	1,553	0.5%	-96%
<b>Total</b>	<b>1,116</b>	<b>1.0%</b>	<b>49,891</b>	<b>17.2%</b>	<b>-98%</b>
<b>Caribbean</b>					
Aruba	0	0.0%	5,634	1.9%	-100%
Dom. Rep.	45	0.0%	2,458	0.8%	-98%
Haiti	7	0.0%	419	0.1%	-98%
Jamaica	0	0.0%	316	0.1%	-100%
Trinidad & Tobago	19	0.0%	2,945	1.0%	-99%
Other	487	0.4%	7,102	2.4%	-93%
<b>Total</b>	<b>558</b>	<b>0.5%</b>	<b>18,874</b>	<b>6.5%</b>	<b>-97%</b>
<b>Europe</b>					
Austria	168	0.1%	1,021	0.4%	-84%
Belgium	1,007	0.9%	5,557	1.9%	-82%
Denmark	58	0.1%	63	0.0%	-8%
France	466	0.4%	1,039	0.4%	-55%
Germany	5,404	4.7%	19,273	6.6%	-72%
Italy	594	0.5%	773	0.3%	-23%
Netherlands	98,489	86.2%	155,919	53.6%	-37%
Spain	50	0.0%	876	0.3%	-94%
Sweden	64	0.1%	814	0.3%	-92%
Switzerland	490	0.4%	1,688	0.6%	-71%
United Kingdom	1,412	1.2%	2,284	0.8%	-38%
Other	1,989	1.7%	3,090	1.1%	-36%
<b>Total</b>	<b>110,191</b>	<b>96.4%</b>	<b>192,397</b>	<b>66.1%</b>	<b>-43%</b>
<b>Others</b>					
Not Stated	594	0.5%	106	0.0%	460%
Other	408	0.4%	2,185	0.8%	-81%
<b>Total</b>	<b>1,002</b>	<b>0.9%</b>	<b>2,291</b>	<b>0.8%</b>	<b>-56%</b>
<b>Overall</b>	<b>114,301</b>	<b>100.0%</b>	<b>290,895</b>	<b>100.0%</b>	<b>-61%</b>

2020YTD	% Total	2019YTD	% Total	% Change
92,694	7.0%	138,711	4.5%	-33%
147,919	11.2%	374,879	12.1%	-61%
<b>240,613</b>	<b>18.1%</b>	<b>513,590</b>	<b>16.6%</b>	<b>-53%</b>
5,180	0.4%	13,794	0.4%	-62%
17,492	1.3%	68,395	2.2%	-74%
2,062	0.2%	8,985	0.3%	-77%
44,883	3.4%	153,621	5.0%	-71%
1,248	0.1%	7,715	0.2%	-84%
1,803	0.1%	8,275	0.3%	-78%
7,652	0.6%	50,937	1.6%	-85%
1,417	0.1%	7,372	0.2%	-81%
12,574	0.9%	51,493	1.7%	-76%
5,325	0.4%	21,948	0.7%	-76%
<b>99,636</b>	<b>7.5%</b>	<b>392,535</b>	<b>12.7%</b>	<b>-75%</b>
14,106	1.1%	49,698	1.6%	-72%
4,626	0.3%	23,741	0.8%	-81%
2,247	0.2%	8,169	0.3%	-72%
1,042	0.1%	4,824	0.2%	-78%
4,786	0.4%	25,313	0.8%	-81%
19,012	1.4%	54,517	1.8%	-65%
<b>45,819</b>	<b>3.5%</b>	<b>166,262</b>	<b>5.4%</b>	<b>-72%</b>
3,850	0.3%	10,918	0.4%	-65%
17,395	1.3%	55,441	1.8%	-69%
2,610	0.2%	5,917	0.2%	-56%
7,785	0.6%	20,854	0.7%	-63%
59,514	4.5%	177,018	5.7%	-66%
4,445	0.3%	11,969	0.4%	-63%
790,709	59.6%	1,612,555	52.2%	-51%
2,468	0.2%	9,370	0.3%	-74%
4,940	0.4%	9,928	0.3%	-50%
6,223	0.5%	17,134	0.6%	-64%
10,502	0.8%	23,259	0.8%	-55%
19,357	1.5%	39,908	1.3%	-51%
<b>929,798</b>	<b>70.1%</b>	<b>1,994,271</b>	<b>64.6%</b>	<b>-53%</b>
2,934	0.2%	1,675	0.1%	75%
7,007	0.5%	18,991	0.6%	-63%
<b>9,941</b>	<b>0.7%</b>	<b>20,666</b>	<b>0.7%</b>	<b>-52%</b>
<b>1,325,807</b>	<b>100.0%</b>	<b>3,087,324</b>	<b>100.0%</b>	<b>-57%</b>

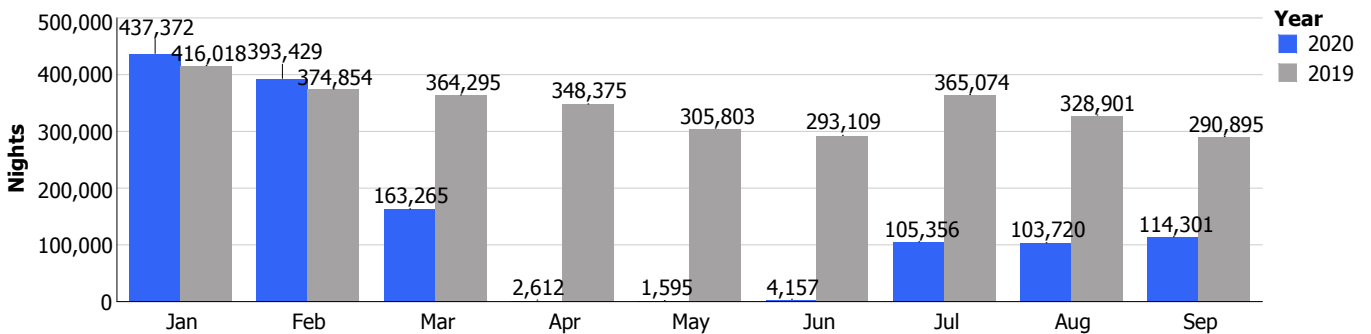
### Stay over



### Day trippers



### Stay over nights



### Cruise arrivals

