

Overall Visitor Arrival Performance (Aug / 2020)

Total Stayover Arrivals by Region

Region	Aug/2020	% Total	Aug/2019	% Total	% Change
North America	114	1%	7,027	18%	-98%
South America	154	2%	6,447	17%	-98%
Caribbean	483	5%	5,282	14%	-91%
Europe	8,222	89%	19,166	49%	-57%
Others	254	3%	1,011	3%	-75%
Total	9,227	100%	38,933	100%	-76%

2020YTD	% Total	2019YTD	% Total	% Change
31,272	25%	70,182	22%	-55%
14,148	11%	48,388	15%	-71%
8,662	7%	25,988	8%	-67%
69,954	55%	162,285	52%	-57%
3,245	3%	7,111	2%	-54%
127,281	100%	313,954	100%	-59%

Total Daytrippers

	Aug/2020	% Total	Aug/2019	% Total	% Change
Day Trippers	54	100%	1,447	100%	-96%

2020YTD	% Total	2019YTD	% Total	% Change
4,891	100%	11,914	100%	-59%

Total Nights by Region

Region	Aug/2020	% Total	Aug/2019	% Total	% Change
North America	1,140	1.1%	44,323	13.5%	-97%
South America	699	0.7%	43,664	13.3%	-98%
Caribbean	2,287	2.2%	26,824	8.2%	-91%
Europe	98,474	94.9%	211,654	64.4%	-53%
Others	1,117	1.1%	2,436	0.7%	-54%
Total	103,717	100%	328,901	100%	-68%

2020YTD	% Total	2019YTD	% Total	% Change
239,179	19.7%	486,148	17.4%	-51%
98,517	8.1%	342,644	12.3%	-71%
45,261	3.7%	147,388	5.3%	-69%
819,607	67.7%	1,801,874	64.4%	-55%
8,939	0.7%	18,375	0.7%	-51%
1,211,503	100%	2,796,429	100%	-57%

Total Cruise Arrivals

	Aug/2020	% Total	Aug/2019	% Total	% Change
Cruise Arrivals	0		34,531	100%	-100%
Cruise Calls	0		13	100%	-100%

2020YTD	% Total	2019YTD	% Total	% Change
256,033	100%	503,419	100%	-49%
100	100%	192	100%	-48%

Total Arrivals

	Aug/2020	% Total	Aug/2019	% Total	% Change
Cruise Arrivals	0	0%	34,531	46%	-100%
Day Trippers	54	1%	1,447	2%	-96%
Stayovers	9,227	99%	38,933	52%	-76%
Total	9,281	100%	74,911	100%	-88%

2020YTD	% Total	2019YTD	% Total	% Change
256,033	66%	503,419	61%	-49%
4,891	1%	11,914	1%	-59%
127,281	33%	313,954	38%	-59%
388,205	100%	829,287	100%	-53%

Source

Stayover: Immigration database / CTB
Visitor Nights: Immigration database / CTB
Cruise calls / passengers: CPA



Pietermaai 19, Curaçao, Dutch Caribbean
 Phone: (599-9) 461-8200
 Email: info@curacao.com
 Website: curacao.com

Stayover Visitor Arrival (Aug / 2020)

	Aug/2020	% Total	Aug/2019	% Total	% Change
North America					
Canada	23	0.2%	717	1.8%	-97%
United States	91	1.0%	6,310	16.2%	-99%
Total	114	1.2%	7,027	18.0%	-98.38%
South America					
Argentina	1	0.0%	210	0.5%	-100%
Brazil	36	0.4%	935	2.4%	-96%
Chile	0	0.0%	83	0.2%	-100%
Colombia	8	0.1%	2,570	6.6%	-100%
Ecuador	3	0.0%	158	0.4%	-98%
Panama	2	0.0%	165	0.4%	-99%
Suriname	1	0.0%	1,333	3.4%	-100%
Uruguay	0	0.0%	116	0.3%	-100%
Venezuela	87	0.9%	481	1.2%	-82%
Other	16	0.2%	396	1.0%	-96%
Total	154	1.7%	6,447	16.6%	-97.61%
Caribbean					
Aruba	65	0.7%	1,573	4.0%	-96%
Dom. Rep.	2	0.0%	245	0.6%	-99%
Haiti	0	0.0%	128	0.3%	-100%
Jamaica	0	0.0%	130	0.3%	-100%
Trinidad & Tobago	1	0.0%	1,706	4.4%	-100%
Other	415	4.5%	1,500	3.9%	-72%
Total	483	5.2%	5,282	13.6%	-90.86%
Europe					
Austria	13	0.1%	79	0.2%	-84%
Belgium	65	0.7%	451	1.2%	-86%
Denmark	9	0.1%	17	0.0%	-47%
France	22	0.2%	320	0.8%	-93%
Germany	291	3.2%	1,161	3.0%	-75%
Italy	12	0.1%	379	1.0%	-97%
Netherlands	7,518	81.5%	15,860	40.7%	-53%
Spain	20	0.2%	155	0.4%	-87%
Sweden	1	0.0%	37	0.1%	-97%
Switzerland	39	0.4%	119	0.3%	-67%
United Kingdom	64	0.7%	239	0.6%	-73%
Other	168	1.8%	349	0.9%	-52%
Total	8,222	89.1%	19,166	49.2%	-57.10%
Others					
Not Stated	145	1.6%	740	1.9%	-80%
Other	109	1.2%	271	0.7%	-60%
Total	254	2.8%	1,011	2.6%	-74.88%
Overall	9,227	100.0%	38,933	100.0%	-76%

2020YTD	% Total	2019YTD	% Total	% Change
10,044	7.9%	16,350	5.2%	-39%
21,228	16.7%	53,832	17.1%	-61%
31,272	24.6%	70,182	22.4%	-55%
620	0.5%	1,693	0.5%	-63%
2,374	1.9%	8,724	2.8%	-73%
261	0.2%	1,015	0.3%	-74%
6,704	5.3%	19,298	6.1%	-65%
175	0.1%	1,143	0.4%	-85%
405	0.3%	1,521	0.5%	-73%
1,072	0.8%	5,589	1.8%	-81%
164	0.1%	789	0.3%	-79%
1,556	1.2%	5,682	1.8%	-73%
817	0.6%	2,934	0.9%	-72%
14,148	11.1%	48,388	15.4%	-71%
2,878	2.3%	8,999	2.9%	-68%
400	0.3%	1,638	0.5%	-76%
204	0.2%	1,149	0.4%	-82%
136	0.1%	576	0.2%	-76%
1,137	0.9%	4,744	1.5%	-76%
3,907	3.1%	8,882	2.8%	-56%
8,662	6.8%	25,988	8.3%	-67%
307	0.2%	894	0.3%	-66%
1,448	1.1%	5,047	1.6%	-71%
251	0.2%	599	0.2%	-58%
909	0.7%	2,316	0.7%	-61%
4,390	3.4%	13,773	4.4%	-68%
405	0.3%	1,184	0.4%	-66%
58,355	45.8%	129,045	41.1%	-55%
234	0.2%	829	0.3%	-72%
418	0.3%	933	0.3%	-55%
533	0.4%	1,573	0.5%	-66%
842	0.7%	2,076	0.7%	-59%
1,862	1.5%	4,016	1.3%	-54%
69,954	55.0%	162,285	51.7%	-57%
2,388	1.9%	4,735	1.5%	-50%
857	0.7%	2,376	0.8%	-64%
3,245	2.5%	7,111	2.3%	-54%
127,281	100.0%	313,954	100.0%	-59%



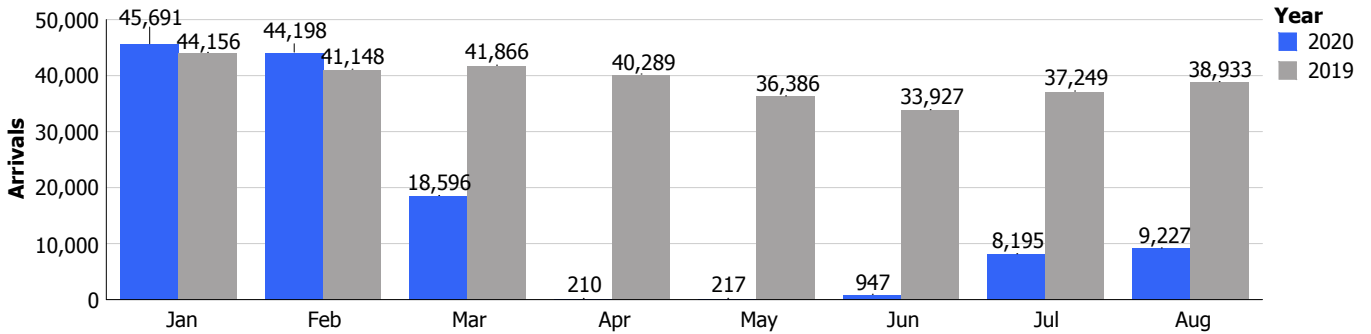
Pietermaai 19, Curacao, Dutch Caribbean
 Phone: (599-9) 461-8200
 Email: info@curacao.com
 Website: curacao.com

Stayover Visitor Nights (Aug / 2020)

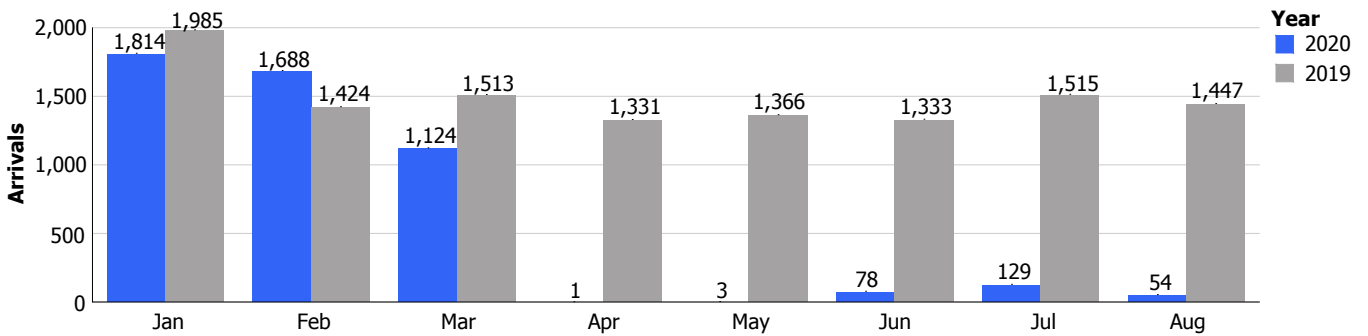
	Aug/2020	% Total	Aug/2019	% Total	% Change
North America					
Canada	211	0.2%	5,204	1.6%	-96%
United States	929	0.9%	39,119	11.9%	-98%
Total	1,140	1.1%	44,323	13.5%	-97%
South America					
Argentina	13	0.0%	1,669	0.5%	-99%
Brazil	314	0.3%	6,257	1.9%	-95%
Chile	0	0.0%	509	0.2%	-100%
Colombia	14	0.0%	15,694	4.8%	-100%
Ecuador	5	0.0%	908	0.3%	-99%
Panama	26	0.0%	685	0.2%	-96%
Suriname	7	0.0%	9,582	2.9%	-100%
Uruguay	0	0.0%	1,130	0.3%	-100%
Venezuela	236	0.2%	4,404	1.3%	-95%
Other	84	0.1%	2,826	0.9%	-97%
Total	699	0.7%	43,664	13.3%	-98%
Caribbean					
Aruba	494	0.5%	7,560	2.3%	-93%
Dom. Rep.	14	0.0%	2,755	0.8%	-99%
Haiti	0	0.0%	919	0.3%	-100%
Jamaica	0	0.0%	978	0.3%	-100%
Trinidad & Tobago	0	0.0%	7,800	2.4%	-100%
Other	1,779	1.7%	6,812	2.1%	-74%
Total	2,287	2.2%	26,824	8.2%	-91%
Europe					
Austria	229	0.2%	807	0.2%	-72%
Belgium	881	0.8%	4,266	1.3%	-79%
Denmark	83	0.1%	254	0.1%	-67%
France	250	0.2%	2,093	0.6%	-88%
Germany	4,305	4.2%	13,911	4.2%	-69%
Italy	131	0.1%	3,244	1.0%	-96%
Netherlands	89,386	86.2%	177,708	54.0%	-50%
Spain	113	0.1%	1,494	0.5%	-92%
Sweden	45	0.0%	368	0.1%	-88%
Switzerland	508	0.5%	1,180	0.4%	-57%
United Kingdom	1,234	1.2%	2,848	0.9%	-57%
Other	1,309	1.3%	3,481	1.1%	-62%
Total	98,474	94.9%	211,654	64.4%	-53%
Others					
Not Stated	566	0.5%	488	0.1%	16%
Other	551	0.5%	1,948	0.6%	-72%
Total	1,117	1.1%	2,436	0.7%	-54%
Overall	103,717	100.0%	328,901	100.0%	-68%

2020YTD	% Total	2019YTD	% Total	% Change
92,315	7.6%	133,666	4.8%	-31%
146,864	12.1%	352,482	12.6%	-58%
239,179	19.7%	486,148	17.4%	-51%
5,180	0.4%	12,701	0.5%	-59%
16,563	1.4%	58,892	2.1%	-72%
2,062	0.2%	7,962	0.3%	-74%
44,876	3.7%	136,539	4.9%	-67%
1,248	0.1%	6,860	0.2%	-82%
1,801	0.1%	7,835	0.3%	-77%
7,625	0.6%	38,229	1.4%	-80%
1,417	0.1%	6,698	0.2%	-79%
12,477	1.0%	46,533	1.7%	-73%
5,268	0.4%	20,395	0.7%	-74%
98,517	8.1%	342,644	12.3%	-71%
14,106	1.2%	44,064	1.6%	-68%
4,581	0.4%	21,283	0.8%	-78%
2,240	0.2%	7,750	0.3%	-71%
1,042	0.1%	4,508	0.2%	-77%
4,767	0.4%	22,368	0.8%	-79%
18,525	1.5%	47,415	1.7%	-61%
45,261	3.7%	147,388	5.3%	-69%
3,682	0.3%	9,897	0.4%	-63%
16,388	1.4%	49,884	1.8%	-67%
2,552	0.2%	5,854	0.2%	-56%
7,319	0.6%	19,815	0.7%	-63%
54,110	4.5%	157,745	5.6%	-66%
3,851	0.3%	11,196	0.4%	-66%
692,220	57.1%	1,456,636	52.1%	-52%
2,418	0.2%	8,494	0.3%	-72%
4,876	0.4%	9,114	0.3%	-46%
5,733	0.5%	15,446	0.6%	-63%
9,090	0.8%	20,975	0.8%	-57%
17,368	1.4%	36,818	1.3%	-53%
819,607	67.7%	1,801,874	64.4%	-55%
2,340	0.2%	1,569	0.1%	49%
6,599	0.5%	16,806	0.6%	-61%
8,939	0.7%	18,375	0.7%	-51%
1,211,503	100.0%	2,796,429	100.0%	-57%

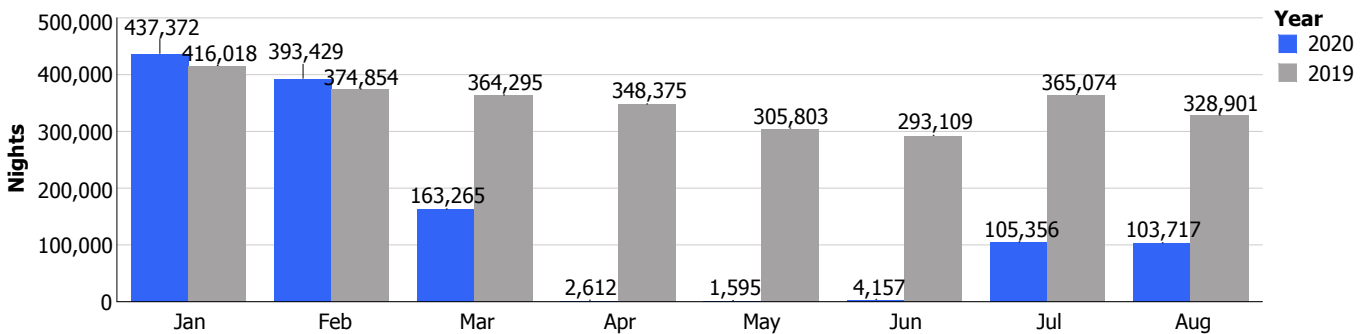
Stay over



Day trippers



Stay over nights



Cruise arrivals

