

## Overall Visitor Arrival Performance (Jul / 2020)

### Total Stayover Arrivals by Region

Region	Jul/2020	% Total	Jul/2019	% Total	% Change
North America	71	1%	7,006	19%	-99%
South America	174	2%	5,803	16%	-97%
Caribbean	907	11%	3,781	10%	-76%
Europe	6,839	83%	19,789	53%	-65%
Others	204	2%	870	2%	-77%
<b>Total</b>	<b>8,195</b>	<b>100%</b>	<b>37,249</b>	<b>100%</b>	<b>-78%</b>

2020YTD	% Total	2019YTD	% Total	% Change
31,159	26%	63,155	23%	-51%
13,995	12%	41,941	15%	-67%
8,179	7%	20,706	8%	-60%
61,728	52%	143,119	52%	-57%
2,993	3%	6,100	2%	-51%
<b>118,054</b>	<b>100%</b>	<b>275,021</b>	<b>100%</b>	<b>-57%</b>

### Total Daytrippers

	Jul/2020	% Total	Jul/2019	% Total	% Change
Day Trippers	129	100%	1,515	100%	-91%

2020YTD	% Total	2019YTD	% Total	% Change
4,837	100%	10,467	100%	-54%

### Total Nights by Region

Region	Jul/2020	% Total	Jul/2019	% Total	% Change
North America	927	0.9%	48,836	13.4%	-98%
South America	951	0.9%	43,568	11.9%	-98%
Caribbean	4,604	4.4%	22,874	6.3%	-80%
Europe	98,232	93.2%	247,737	67.9%	-60%
Others	677	0.6%	2,059	0.6%	-67%
<b>Total</b>	<b>105,391</b>	<b>100%</b>	<b>365,074</b>	<b>100%</b>	<b>-71%</b>

2020YTD	% Total	2019YTD	% Total	% Change
238,043	21.5%	441,825	17.9%	-46%
97,811	8.8%	298,980	12.1%	-67%
42,978	3.9%	120,564	4.9%	-64%
721,160	65.1%	1,590,197	64.4%	-55%
7,822	0.7%	15,939	0.6%	-51%
<b>1,107,814</b>	<b>100%</b>	<b>2,467,505</b>	<b>100%</b>	<b>-55%</b>

### Total Cruise Arrivals

	Jul/2020	% Total	Jul/2019	% Total	% Change
Cruise Arrivals	0		49,056	100%	-100%
Cruise Calls	0		14	100%	-100%

2020YTD	% Total	2019YTD	% Total	% Change
256,033	100%	468,888	100%	-45%
100	100%	179	100%	-44%

### Total Arrivals

	Jul/2020	% Total	Jul/2019	% Total	% Change
Cruise Arrivals	0	0%	49,056	56%	-100%
Day Trippers	129	2%	1,515	2%	-91%
Stayovers	8,195	98%	37,249	42%	-78%
<b>Total</b>	<b>8,324</b>	<b>100%</b>	<b>87,820</b>	<b>100%</b>	<b>-91%</b>

2020YTD	% Total	2019YTD	% Total	% Change
256,033	68%	468,888	62%	-45%
4,837	1%	10,467	1%	-54%
118,054	31%	275,021	36%	-57%
<b>378,924</b>	<b>100%</b>	<b>754,376</b>	<b>100%</b>	<b>-50%</b>

### Source

**Stayover:** Immigration database / CTB  
**Visitor Nights:** Immigration database / CTB  
**Cruise calls / passengers:** CPA

### Stayover Visitor Arrival (Jul / 2020)

	Jul/2020	% Total	Jul/2019	% Total	% Change
<b>North America</b>					
Canada	13	0.2%	611	1.6%	-98%
United States	58	0.7%	6,395	17.2%	-99%
<b>Total</b>	<b>71</b>	<b>0.9%</b>	<b>7,006</b>	<b>18.8%</b>	<b>-98.99%</b>
<b>South America</b>					
Argentina	2	0.0%	236	0.6%	-99%
Brazil	53	0.6%	1,208	3.2%	-96%
Chile	1	0.0%	193	0.5%	-99%
Colombia	9	0.1%	2,288	6.1%	-100%
Ecuador	0	0.0%	127	0.3%	-100%
Panama	0	0.0%	118	0.3%	-100%
Suriname	15	0.2%	421	1.1%	-96%
Uruguay	0	0.0%	154	0.4%	-100%
Venezuela	88	1.1%	540	1.4%	-84%
Other	6	0.1%	518	1.4%	-99%
<b>Total</b>	<b>174</b>	<b>2.1%</b>	<b>5,803</b>	<b>15.6%</b>	<b>-97.00%</b>
<b>Caribbean</b>					
Aruba	328	4.0%	1,295	3.5%	-75%
Dom. Rep.	8	0.1%	177	0.5%	-95%
Haiti	4	0.0%	216	0.6%	-98%
Jamaica	5	0.1%	67	0.2%	-93%
Trinidad & Tobago	0	0.0%	792	2.1%	-100%
Other	562	6.9%	1,234	3.3%	-54%
<b>Total</b>	<b>907</b>	<b>11.1%</b>	<b>3,781</b>	<b>10.2%</b>	<b>-76.01%</b>
<b>Europe</b>					
Austria	1	0.0%	116	0.3%	-99%
Belgium	139	1.7%	663	1.8%	-79%
Denmark	8	0.1%	128	0.3%	-94%
France	21	0.3%	223	0.6%	-91%
Germany	158	1.9%	1,149	3.1%	-86%
Italy	12	0.1%	89	0.2%	-87%
Netherlands	6,370	77.7%	16,456	44.2%	-61%
Spain	11	0.1%	98	0.3%	-89%
Sweden	2	0.0%	65	0.2%	-97%
Switzerland	14	0.2%	240	0.6%	-94%
United Kingdom	26	0.3%	221	0.6%	-88%
Other	77	0.9%	341	0.9%	-77%
<b>Total</b>	<b>6,839</b>	<b>83.5%</b>	<b>19,789</b>	<b>53.1%</b>	<b>-65.44%</b>
<b>Others</b>					
Not Stated	155	1.9%	613	1.6%	-75%
Other	49	0.6%	257	0.7%	-81%
<b>Total</b>	<b>204</b>	<b>2.5%</b>	<b>870</b>	<b>2.3%</b>	<b>-76.55%</b>
<b>Overall</b>	<b>8,195</b>	<b>100.0%</b>	<b>37,249</b>	<b>100.0%</b>	<b>-78%</b>

2020YTD	% Total	2019YTD	% Total	% Change
10,021	8.5%	15,633	5.7%	-36%
21,138	17.9%	47,522	17.3%	-56%
<b>31,159</b>	<b>26.4%</b>	<b>63,155</b>	<b>23.0%</b>	<b>-51%</b>
619	0.5%	1,483	0.5%	-58%
2,338	2.0%	7,789	2.8%	-70%
261	0.2%	932	0.3%	-72%
6,696	5.7%	16,728	6.1%	-60%
172	0.1%	985	0.4%	-83%
403	0.3%	1,356	0.5%	-70%
1,071	0.9%	4,256	1.5%	-75%
164	0.1%	673	0.2%	-76%
1,470	1.2%	5,201	1.9%	-72%
801	0.7%	2,538	0.9%	-68%
<b>13,995</b>	<b>11.9%</b>	<b>41,941</b>	<b>15.3%</b>	<b>-67%</b>
2,811	2.4%	7,426	2.7%	-62%
398	0.3%	1,393	0.5%	-71%
204	0.2%	1,021	0.4%	-80%
136	0.1%	446	0.2%	-70%
1,136	1.0%	3,038	1.1%	-63%
3,494	3.0%	7,382	2.7%	-53%
<b>8,179</b>	<b>6.9%</b>	<b>20,706</b>	<b>7.5%</b>	<b>-60%</b>
294	0.2%	815	0.3%	-64%
1,383	1.2%	4,596	1.7%	-70%
242	0.2%	582	0.2%	-58%
887	0.8%	1,996	0.7%	-56%
4,099	3.5%	12,612	4.6%	-67%
393	0.3%	805	0.3%	-51%
50,834	43.1%	113,185	41.2%	-55%
214	0.2%	674	0.2%	-68%
417	0.4%	896	0.3%	-53%
494	0.4%	1,454	0.5%	-66%
778	0.7%	1,837	0.7%	-58%
1,693	1.4%	3,667	1.3%	-54%
<b>61,728</b>	<b>52.3%</b>	<b>143,119</b>	<b>52.0%</b>	<b>-57%</b>
2,245	1.9%	3,995	1.5%	-44%
748	0.6%	2,105	0.8%	-64%
<b>2,993</b>	<b>2.5%</b>	<b>6,100</b>	<b>2.2%</b>	<b>-51%</b>
<b>118,054</b>	<b>100.0%</b>	<b>275,021</b>	<b>100.0%</b>	<b>-57%</b>



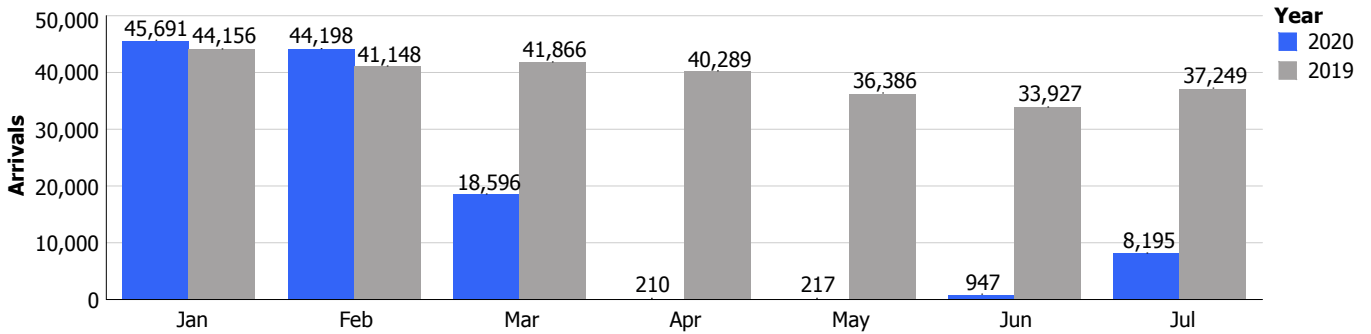
Pietermaai 19, Curaçao, Dutch Caribbean  
 Phone: (599-9) 461-8200  
 Email: info@curacao.com  
 Website: curacao.com

### Stayover Visitor Nights (Jul / 2020)

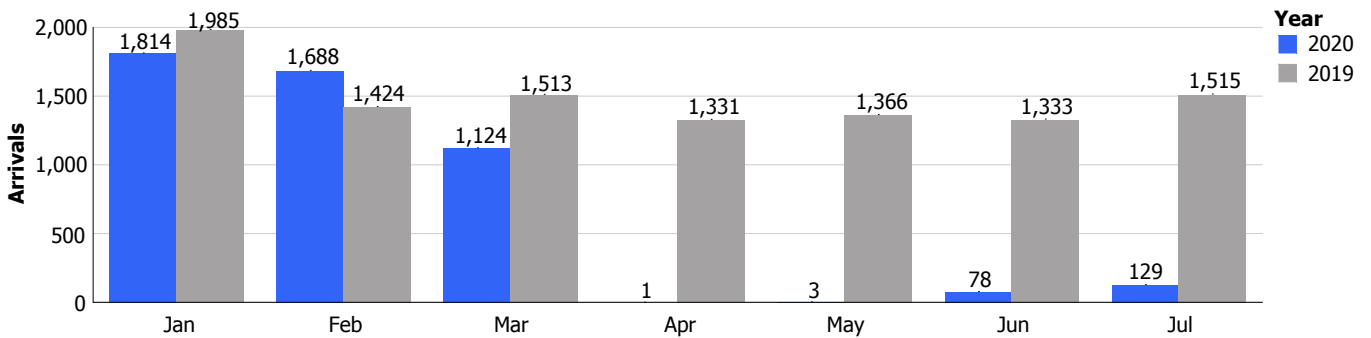
	Jul/2020	% Total	Jul/2019	% Total	% Change
<b>North America</b>					
Canada	285	0.3%	4,995	1.4%	-94%
United States	642	0.6%	43,841	12.0%	-99%
<b>Total</b>	<b>927</b>	<b>0.9%</b>	<b>48,836</b>	<b>13.4%</b>	<b>-98%</b>
<b>South America</b>					
Argentina	6	0.0%	2,078	0.6%	-100%
Brazil	468	0.4%	8,557	2.3%	-95%
Chile	0	0.0%	1,693	0.5%	-100%
Colombia	129	0.1%	16,427	4.5%	-99%
Ecuador	0	0.0%	928	0.3%	-100%
Panama	0	0.0%	786	0.2%	-100%
Suriname	110	0.1%	2,631	0.7%	-96%
Uruguay	0	0.0%	1,385	0.4%	-100%
Venezuela	220	0.2%	4,900	1.3%	-96%
Other	18	0.0%	4,183	1.1%	-100%
<b>Total</b>	<b>951</b>	<b>0.9%</b>	<b>43,568</b>	<b>11.9%</b>	<b>-98%</b>
<b>Caribbean</b>					
Aruba	2,015	1.9%	6,876	1.9%	-71%
Dom. Rep.	73	0.1%	2,699	0.7%	-97%
Haiti	44	0.0%	1,471	0.4%	-97%
Jamaica	26	0.0%	671	0.2%	-96%
Trinidad & Tobago	0	0.0%	4,302	1.2%	-100%
Other	2,446	2.3%	6,855	1.9%	-64%
<b>Total</b>	<b>4,604</b>	<b>4.4%</b>	<b>22,874</b>	<b>6.3%</b>	<b>-80%</b>
<b>Europe</b>					
Austria	66	0.1%	1,344	0.4%	-95%
Belgium	1,913	1.8%	6,766	1.9%	-72%
Denmark	179	0.2%	1,298	0.4%	-86%
France	343	0.3%	2,035	0.6%	-83%
Germany	2,682	2.5%	14,075	3.9%	-81%
Italy	130	0.1%	773	0.2%	-83%
Netherlands	91,453	86.8%	212,244	58.1%	-57%
Spain	145	0.1%	1,297	0.4%	-89%
Sweden	21	0.0%	633	0.2%	-97%
Switzerland	209	0.2%	2,309	0.6%	-91%
United Kingdom	452	0.4%	1,884	0.5%	-76%
Other	639	0.6%	3,079	0.8%	-79%
<b>Total</b>	<b>98,232</b>	<b>93.2%</b>	<b>247,737</b>	<b>67.9%</b>	<b>-60%</b>
<b>Others</b>					
Not Stated	413	0.4%	45	0.0%	818%
Other	264	0.3%	2,014	0.6%	-87%
<b>Total</b>	<b>677</b>	<b>0.6%</b>	<b>2,059</b>	<b>0.6%</b>	<b>-67%</b>
<b>Overall</b>	<b>105,391</b>	<b>100.0%</b>	<b>365,074</b>	<b>100.0%</b>	<b>-71%</b>

2020YTD	% Total	2019YTD	% Total	% Change
92,104	8.3%	128,462	5.2%	-28%
145,939	13.2%	313,363	12.7%	-53%
<b>238,043</b>	<b>21.5%</b>	<b>441,825</b>	<b>17.9%</b>	<b>-46%</b>
5,167	0.5%	11,032	0.4%	-53%
16,249	1.5%	52,635	2.1%	-69%
2,062	0.2%	7,453	0.3%	-72%
44,862	4.0%	120,845	4.9%	-63%
1,243	0.1%	5,952	0.2%	-79%
1,775	0.2%	7,150	0.3%	-75%
7,618	0.7%	28,647	1.2%	-73%
1,417	0.1%	5,568	0.2%	-75%
12,241	1.1%	42,129	1.7%	-71%
5,177	0.5%	17,569	0.7%	-71%
<b>97,811</b>	<b>8.8%</b>	<b>298,980</b>	<b>12.1%</b>	<b>-67%</b>
13,608	1.2%	36,504	1.5%	-63%
4,567	0.4%	18,528	0.8%	-75%
2,240	0.2%	6,831	0.3%	-67%
1,042	0.1%	3,530	0.1%	-70%
4,767	0.4%	14,568	0.6%	-67%
16,754	1.5%	40,603	1.6%	-59%
<b>42,978</b>	<b>3.9%</b>	<b>120,564</b>	<b>4.9%</b>	<b>-64%</b>
3,453	0.3%	9,090	0.4%	-62%
15,507	1.4%	45,618	1.8%	-66%
2,469	0.2%	5,600	0.2%	-56%
7,077	0.6%	17,722	0.7%	-60%
49,805	4.5%	143,834	5.8%	-65%
3,720	0.3%	7,952	0.3%	-53%
602,842	54.4%	1,278,905	51.8%	-53%
2,305	0.2%	7,000	0.3%	-67%
4,842	0.4%	8,746	0.4%	-45%
5,225	0.5%	14,266	0.6%	-63%
7,856	0.7%	18,127	0.7%	-57%
16,059	1.4%	33,337	1.4%	-52%
<b>721,160</b>	<b>65.1%</b>	<b>1,590,197</b>	<b>64.4%</b>	<b>-55%</b>
1,774	0.2%	1,081	0.0%	64%
6,048	0.5%	14,858	0.6%	-59%
<b>7,822</b>	<b>0.7%</b>	<b>15,939</b>	<b>0.6%</b>	<b>-51%</b>
<b>1,107,814</b>	<b>100.0%</b>	<b>2,467,505</b>	<b>100.0%</b>	<b>-55%</b>

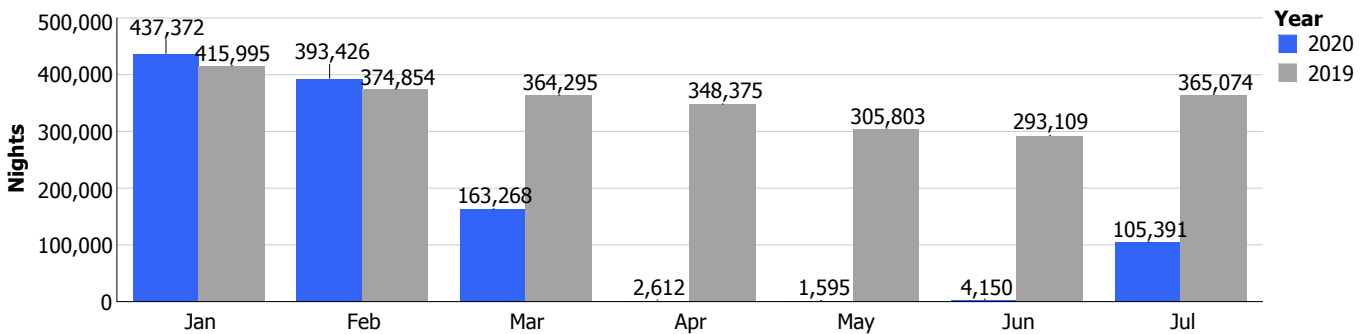
### Stay over



### Day trippers



### Stay over nights



### Cruise arrivals

