

Overall Visitor Arrival Performance (Feb / 2020)

Total Stayover Arrivals by Region

Region	Feb/2020	% Total	Feb/2019	% Total	% Change
North America	12,699	29%	10,893	26%	17%
South America	5,462	12%	5,453	13%	0%
Caribbean	3,089	7%	2,189	5%	41%
Europe	21,863	49%	21,863	53%	0%
Others	1,085	2%	750	2%	45%
Total	44,198	100%	41,148	100%	7%

2020YTD	% Total	2019YTD	% Total	% Change
25,471	28%	21,429	25%	19%
11,551	13%	12,987	15%	-11%
5,775	6%	4,371	5%	32%
44,993	50%	44,827	53%	0%
2,099	2%	1,690	2%	24%
89,889	100%	85,304	100%	5%

Total Daytrippers

	Feb/2020	% Total	Feb/2019	% Total	% Change
Day Trippers	1,688	100%	1,424	100%	19%

2020YTD	% Total	2019YTD	% Total	% Change
3,502	100%	3,409	100%	3%

Total Nights by Region

Region	Feb/2020	% Total	Feb/2019	% Total	% Change
North America	95,327	24.2%	80,628	21.5%	18%
South America	39,228	10.0%	39,474	10.5%	-1%
Caribbean	17,386	4.4%	13,438	3.6%	29%
Europe	238,247	60.6%	239,385	63.9%	0%
Others	3,049	0.8%	1,929	0.5%	58%
Total	393,237	100%	374,854	100%	5%

2020YTD	% Total	2019YTD	% Total	% Change
196,331	23.6%	161,432	20.4%	22%
82,733	10.0%	93,371	11.8%	-11%
30,599	3.7%	26,999	3.4%	13%
515,543	62.1%	504,393	63.8%	2%
5,586	0.7%	4,654	0.6%	20%
830,792	100%	790,849	100%	5%

Total Cruise Arrivals

	Feb/2020	% Total	Feb/2019	% Total	% Change
Cruise Arrivals	91,873	100%	81,839	100%	12%
Cruise Calls	35	100%	35	100%	0%

2020YTD	% Total	2019YTD	% Total	% Change
208,187	100%	202,197	100%	3%
80	100%	86	100%	-7%

Total Arrivals

	Feb/2020	% Total	Feb/2019	% Total	% Change
Cruise Arrivals	91,873	67%	81,839	66%	12%
Day Trippers	1,688	1%	1,424	1%	19%
Stayovers	44,198	32%	41,148	33%	7%
Total	137,759	100%	124,411	100%	11%

2020YTD	% Total	2019YTD	% Total	% Change
208,187	69%	202,197	70%	3%
3,502	1%	3,409	1%	3%
89,889	30%	85,304	29%	5%
301,578	100%	290,910	100%	4%

Source

Stayover: Immigration database / CTB
Visitor Nights: Immigration database / CTB
Cruise calls / passengers: CPA



Pietermaai 19, Curaçao, Dutch Caribbean
 Phone: (599-9) 461-8200
 Email: info@curacao.com
 Website: curacao.com

Stayover Visitor Arrival (Feb / 2020)

	Feb/2020	% Total	Feb/2019	% Total	% Change
North America					
Canada	3,921	8.9%	3,757	9.1%	4%
United States	8,778	19.9%	7,136	17.3%	23%
Total	12,699	28.7%	10,893	26.5%	16.58%
South America					
Argentina	220	0.5%	199	0.5%	11%
Brazil	886	2.0%	922	2.2%	-4%
Chile	148	0.3%	193	0.5%	-23%
Colombia	2,664	6.0%	1,609	3.9%	66%
Ecuador	66	0.1%	156	0.4%	-58%
Panama	182	0.4%	122	0.3%	49%
Suriname	433	1.0%	517	1.3%	-16%
Uruguay	56	0.1%	108	0.3%	-48%
Venezuela	520	1.2%	1,286	3.1%	-60%
Other	287	0.6%	341	0.8%	-16%
Total	5,462	12.4%	5,453	13.3%	0.17%
Caribbean					
Aruba	1,026	2.3%	739	1.8%	39%
Dom. Rep.	177	0.4%	166	0.4%	7%
Haiti	109	0.2%	167	0.4%	-35%
Jamaica	44	0.1%	49	0.1%	-10%
Trinidad & Tobago	547	1.2%	247	0.6%	121%
Other	1,186	2.7%	821	2.0%	44%
Total	3,089	7.0%	2,189	5.3%	41.11%
Europe					
Austria	123	0.3%	184	0.4%	-33%
Belgium	521	1.2%	446	1.1%	17%
Denmark	133	0.3%	129	0.3%	3%
France	415	0.9%	437	1.1%	-5%
Germany	1,392	3.1%	1,709	4.2%	-19%
Italy	139	0.3%	134	0.3%	4%
Netherlands	17,796	40.3%	17,292	42.0%	3%
Spain	76	0.2%	86	0.2%	-12%
Sweden	188	0.4%	253	0.6%	-26%
Switzerland	211	0.5%	206	0.5%	2%
United Kingdom	303	0.7%	224	0.5%	35%
Other	566	1.3%	763	1.9%	-26%
Total	21,863	49.5%	21,863	53.1%	0.00%
Others					
Not Stated	837	1.9%	461	1.1%	82%
Other	248	0.6%	289	0.7%	-14%
Total	1,085	2.5%	750	1.8%	44.67%
Overall	44,198	100.0%	41,148	100.0%	7%

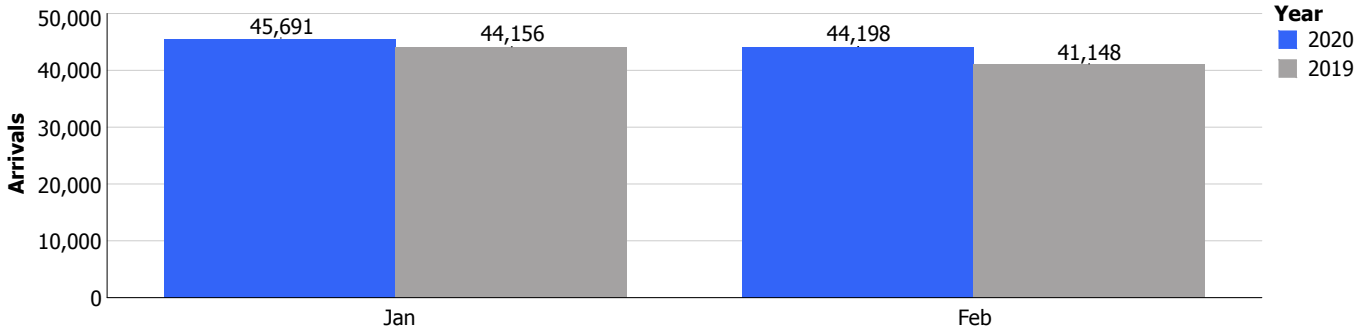
2020YTD	% Total	2019YTD	% Total	% Change
8,179	9.1%	7,525	8.8%	9%
17,292	19.2%	13,904	16.3%	24%
25,471	28.3%	21,429	25.1%	19%
556	0.6%	525	0.6%	6%
1,940	2.2%	2,368	2.8%	-18%
217	0.2%	313	0.4%	-31%
5,834	6.5%	4,434	5.2%	32%
160	0.2%	224	0.3%	-29%
345	0.4%	325	0.4%	6%
851	0.9%	1,094	1.3%	-22%
143	0.2%	177	0.2%	-19%
940	1.0%	2,926	3.4%	-68%
565	0.6%	601	0.7%	-6%
11,551	12.9%	12,987	15.2%	-11%
2,061	2.3%	1,650	1.9%	25%
311	0.3%	309	0.4%	1%
183	0.2%	333	0.4%	-45%
90	0.1%	103	0.1%	-13%
947	1.1%	441	0.5%	115%
2,183	2.4%	1,535	1.8%	42%
5,775	6.4%	4,371	5.1%	32%
258	0.3%	349	0.4%	-26%
951	1.1%	911	1.1%	4%
213	0.2%	250	0.3%	-15%
708	0.8%	786	0.9%	-10%
3,004	3.3%	3,462	4.1%	-13%
319	0.4%	330	0.4%	-3%
36,659	40.8%	35,605	41.7%	3%
152	0.2%	210	0.2%	-28%
377	0.4%	501	0.6%	-25%
407	0.5%	422	0.5%	-4%
601	0.7%	501	0.6%	20%
1,344	1.5%	1,500	1.8%	-10%
44,993	50.1%	44,827	52.5%	0%
1,551	1.7%	1,077	1.3%	44%
548	0.6%	613	0.7%	-11%
2,099	2.3%	1,690	2.0%	24%
89,889	100.0%	85,304	100.0%	5%

Stayover Visitor Nights (Feb / 2020)

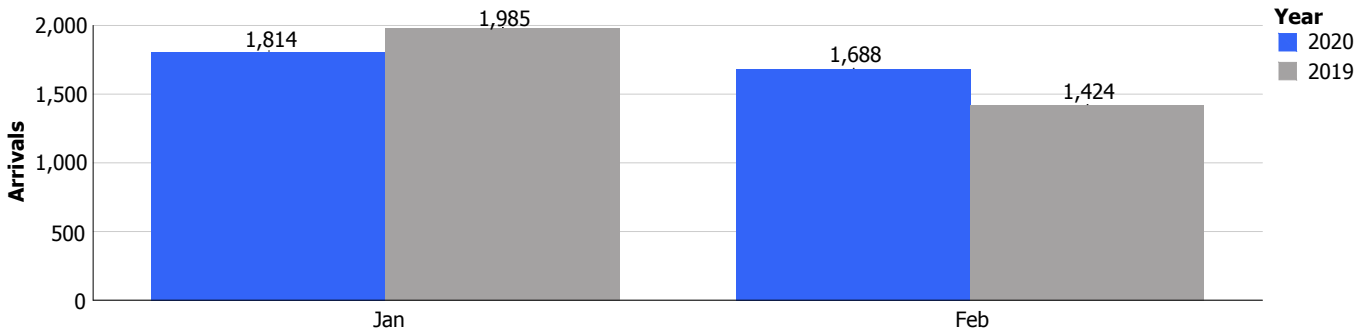
	Feb/2020	% Total	Feb/2019	% Total	% Change
North America					
Canada	35,205	9.0%	32,189	8.6%	9%
United States	60,122	15.3%	48,439	12.9%	24%
Total	95,327	24.2%	80,628	21.5%	18%
South America					
Argentina	1,837	0.5%	1,296	0.3%	42%
Brazil	6,010	1.5%	6,120	1.6%	-2%
Chile	1,233	0.3%	1,546	0.4%	-20%
Colombia	17,338	4.4%	12,896	3.4%	34%
Ecuador	522	0.1%	822	0.2%	-36%
Panama	757	0.2%	581	0.2%	30%
Suriname	3,059	0.8%	3,356	0.9%	-9%
Uruguay	435	0.1%	900	0.2%	-52%
Venezuela	5,838	1.5%	9,918	2.6%	-41%
Other	2,199	0.6%	2,039	0.5%	8%
Total	39,228	10.0%	39,474	10.5%	-1%
Caribbean					
Aruba	5,116	1.3%	3,816	1.0%	34%
Dom. Rep.	2,385	0.6%	2,175	0.6%	10%
Haiti	1,352	0.3%	1,137	0.3%	19%
Jamaica	453	0.1%	494	0.1%	-8%
Trinidad & Tobago	2,324	0.6%	1,001	0.3%	132%
Other	5,756	1.5%	4,815	1.3%	20%
Total	17,386	4.4%	13,438	3.6%	29%
Europe					
Austria	1,171	0.3%	1,790	0.5%	-35%
Belgium	6,056	1.5%	4,893	1.3%	24%
Denmark	1,233	0.3%	1,203	0.3%	2%
France	3,292	0.8%	4,205	1.1%	-22%
Germany	16,598	4.2%	19,296	5.1%	-14%
Italy	1,266	0.3%	1,403	0.4%	-10%
Netherlands	195,706	49.8%	191,987	51.2%	2%
Spain	929	0.2%	906	0.2%	3%
Sweden	2,231	0.6%	2,719	0.7%	-18%
Switzerland	1,966	0.5%	2,174	0.6%	-10%
United Kingdom	2,732	0.7%	2,035	0.5%	34%
Other	5,067	1.3%	6,774	1.8%	-25%
Total	238,247	60.6%	239,385	63.9%	0%
Others					
Not Stated	496	0.1%	277	0.1%	79%
Other	2,553	0.6%	1,652	0.4%	55%
Total	3,049	0.8%	1,929	0.5%	58%
Overall	393,237	100.0%	374,854	100.0%	5%

2020YTD	% Total	2019YTD	% Total	% Change
77,390	9.3%	65,477	8.3%	18%
118,941	14.3%	95,955	12.1%	24%
196,331	23.6%	161,432	20.4%	22%
4,752	0.6%	3,661	0.5%	30%
13,400	1.6%	16,283	2.1%	-18%
1,843	0.2%	2,599	0.3%	-29%
38,572	4.6%	34,480	4.4%	12%
1,130	0.1%	1,289	0.2%	-12%
1,591	0.2%	1,963	0.2%	-19%
6,135	0.7%	6,852	0.9%	-10%
1,263	0.2%	1,376	0.2%	-8%
9,915	1.2%	20,897	2.6%	-53%
4,132	0.5%	3,971	0.5%	4%
82,733	10.0%	93,371	11.8%	-11%
9,584	1.2%	8,487	1.1%	13%
3,424	0.4%	3,535	0.4%	-3%
2,028	0.2%	2,428	0.3%	-16%
772	0.1%	849	0.1%	-9%
3,993	0.5%	1,738	0.2%	130%
10,798	1.3%	9,962	1.3%	8%
30,599	3.7%	26,999	3.4%	13%
3,060	0.4%	4,027	0.5%	-24%
10,865	1.3%	9,927	1.3%	9%
2,031	0.2%	2,386	0.3%	-15%
5,552	0.7%	7,207	0.9%	-23%
36,116	4.3%	39,851	5.0%	-9%
3,016	0.4%	3,458	0.4%	-13%
425,309	51.2%	406,659	51.4%	5%
1,615	0.2%	2,400	0.3%	-33%
4,470	0.5%	4,932	0.6%	-9%
4,318	0.5%	4,529	0.6%	-5%
5,894	0.7%	5,453	0.7%	8%
13,297	1.6%	13,564	1.7%	-2%
515,543	62.1%	504,393	63.8%	2%
1,158	0.1%	446	0.1%	160%
4,428	0.5%	4,208	0.5%	5%
5,586	0.7%	4,654	0.6%	20%
830,792	100.0%	790,849	100.0%	5%

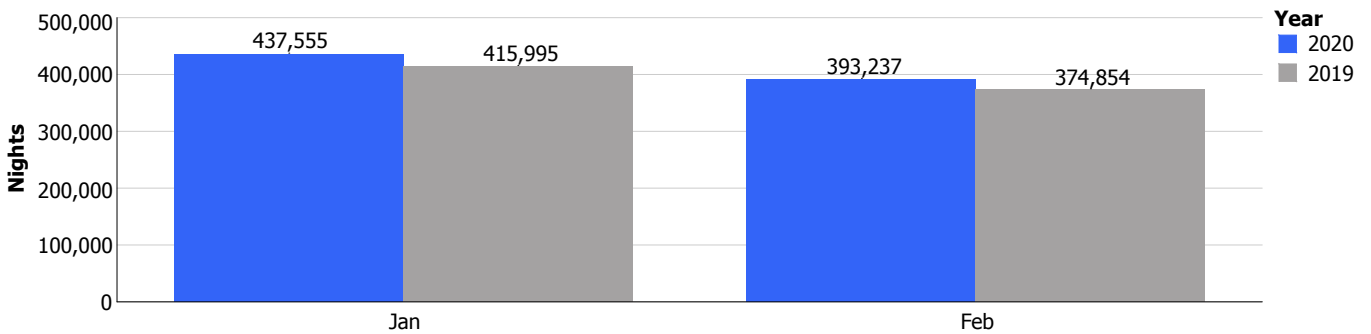
Stay over



Day trippers



Stay over nights



Cruise arrivals

