

Overall Visitor Arrival Performance (Jan / 2020)

Total Stayover Arrivals by Region

Region	Jan/2020	% Total	Jan/2019	% Total	% Change
North America	12,773	28%	10,536	24%	21%
South America	6,089	13%	7,534	17%	-19%
Caribbean	2,685	6%	2,182	5%	23%
Europe	23,129	51%	22,964	52%	1%
Others	1,015	2%	940	2%	8%
Total	45,691	100%	44,156	100%	3%

2020YTD	% Total	2019YTD	% Total	% Change
12,773	28%	10,536	24%	21%
6,089	13%	7,534	17%	-19%
2,685	6%	2,182	5%	23%
23,129	51%	22,964	52%	1%
1,015	2%	940	2%	8%
45,691	100%	44,156	100%	3%

Total Daytrippers

	Jan/2020	% Total	Jan/2019	% Total	% Change
Day Trippers	1,814	100%	1,985	100%	-9%

2020YTD	% Total	2019YTD	% Total	% Change
1,814	100%	1,985	100%	-9%

Total Nights by Region

Region	Jan/2020	% Total	Jan/2019	% Total	% Change
North America	101,004	23.1%	80,804	19.4%	25%
South America	43,523	9.9%	53,897	13.0%	-19%
Caribbean	13,209	3.0%	13,561	3.3%	-3%
Europe	277,297	63.4%	265,012	63.7%	5%
Others	2,537	0.6%	2,725	0.7%	-7%
Total	437,570	100%	415,999	100%	5%

2020YTD	% Total	2019YTD	% Total	% Change
101,004	23.1%	80,804	19.4%	25%
43,523	9.9%	53,897	13.0%	-19%
13,209	3.0%	13,561	3.3%	-3%
277,297	63.4%	265,012	63.7%	5%
2,537	0.6%	2,725	0.7%	-7%
437,570	100%	415,999	100%	5%

Total Cruise Arrivals

	Jan/2020	% Total	Jan/2019	% Total	% Change
Cruise Arrivals	123,316	100%	120,358	100%	2%
Cruise Calls	45	100%	51	100%	-12%

2020YTD	% Total	2019YTD	% Total	% Change
123,316	100%	120,358	100%	2%
45	100%	51	100%	-12%

Total Arrivals

	Jan/2020	% Total	Jan/2019	% Total	% Change
Cruise Arrivals	123,316	72%	120,358	72%	2%
Day Trippers	1,814	1%	1,985	1%	-9%
Stayovers	45,691	27%	44,156	27%	3%
Total	170,821	100%	166,499	100%	3%

2020YTD	% Total	2019YTD	% Total	% Change
123,316	72%	120,358	72%	2%
1,814	1%	1,985	1%	-9%
45,691	27%	44,156	27%	3%
170,821	100%	166,499	100%	3%

Source

Stayover: Immigration database / CTB
Visitor Nights: Immigration database / CTB
Cruise calls / passengers: CPA

Stayover Visitor Arrival (Jan / 2020)

	Jan/2020	% Total	Jan/2019	% Total	% Change
North America					
Canada	4,258	9.3%	3,768	8.5%	13%
United States	8,515	18.6%	6,768	15.3%	26%
Total	12,773	28.0%	10,536	23.9%	21.23%
South America					
Argentina	336	0.7%	326	0.7%	3%
Brazil	1,054	2.3%	1,446	3.3%	-27%
Chile	70	0.2%	120	0.3%	-42%
Colombia	3,169	6.9%	2,825	6.4%	12%
Ecuador	94	0.2%	68	0.2%	38%
Panama	163	0.4%	203	0.5%	-20%
Suriname	418	0.9%	577	1.3%	-28%
Uruguay	87	0.2%	69	0.2%	26%
Venezuela	420	0.9%	1,640	3.7%	-74%
Other	278	0.6%	260	0.6%	7%
Total	6,089	13.3%	7,534	17.1%	-19.18%
Caribbean					
Aruba	1,035	2.3%	911	2.1%	14%
Dom. Rep.	133	0.3%	143	0.3%	-7%
Haiti	74	0.2%	166	0.4%	-55%
Jamaica	46	0.1%	54	0.1%	-15%
Trinidad & Tobago	400	0.9%	194	0.4%	106%
Other	997	2.2%	714	1.6%	40%
Total	2,685	5.9%	2,182	4.9%	23.05%
Europe					
Austria	135	0.3%	165	0.4%	-18%
Belgium	430	0.9%	465	1.1%	-8%
Denmark	80	0.2%	121	0.3%	-34%
France	293	0.6%	349	0.8%	-16%
Germany	1,612	3.5%	1,753	4.0%	-8%
Italy	180	0.4%	196	0.4%	-8%
Netherlands	18,863	41.3%	18,313	41.5%	3%
Spain	76	0.2%	124	0.3%	-39%
Sweden	189	0.4%	248	0.6%	-24%
Switzerland	196	0.4%	216	0.5%	-9%
United Kingdom	297	0.7%	277	0.6%	7%
Other	778	1.7%	737	1.7%	6%
Total	23,129	50.6%	22,964	52.0%	0.72%
Others					
Not Stated	715	1.6%	616	1.4%	16%
Other	300	0.7%	324	0.7%	-7%
Total	1,015	2.2%	940	2.1%	7.98%
Overall	45,691	100.0%	44,156	100.0%	3%

2020YTD	% Total	2019YTD	% Total	% Change
4,258	9.3%	3,768	8.5%	13%
8,515	18.6%	6,768	15.3%	26%
12,773	28.0%	10,536	23.9%	21%
336	0.7%	326	0.7%	3%
1,054	2.3%	1,446	3.3%	-27%
70	0.2%	120	0.3%	-42%
3,169	6.9%	2,825	6.4%	12%
94	0.2%	68	0.2%	38%
163	0.4%	203	0.5%	-20%
418	0.9%	577	1.3%	-28%
87	0.2%	69	0.2%	26%
420	0.9%	1,640	3.7%	-74%
278	0.6%	260	0.6%	7%
6,089	13.3%	7,534	17.1%	-19%
1,035	2.3%	911	2.1%	14%
133	0.3%	143	0.3%	-7%
74	0.2%	166	0.4%	-55%
46	0.1%	54	0.1%	-15%
400	0.9%	194	0.4%	106%
997	2.2%	714	1.6%	40%
2,685	5.9%	2,182	4.9%	23%
135	0.3%	165	0.4%	-18%
430	0.9%	465	1.1%	-8%
80	0.2%	121	0.3%	-34%
293	0.6%	349	0.8%	-16%
1,612	3.5%	1,753	4.0%	-8%
180	0.4%	196	0.4%	-8%
18,863	41.3%	18,313	41.5%	3%
76	0.2%	124	0.3%	-39%
189	0.4%	248	0.6%	-24%
196	0.4%	216	0.5%	-9%
297	0.7%	277	0.6%	7%
778	1.7%	737	1.7%	6%
23,129	50.6%	22,964	52.0%	1%
715	1.6%	616	1.4%	16%
300	0.7%	324	0.7%	-7%
1,015	2.2%	940	2.1%	8%
45,691	100.0%	44,156	100.0%	3%



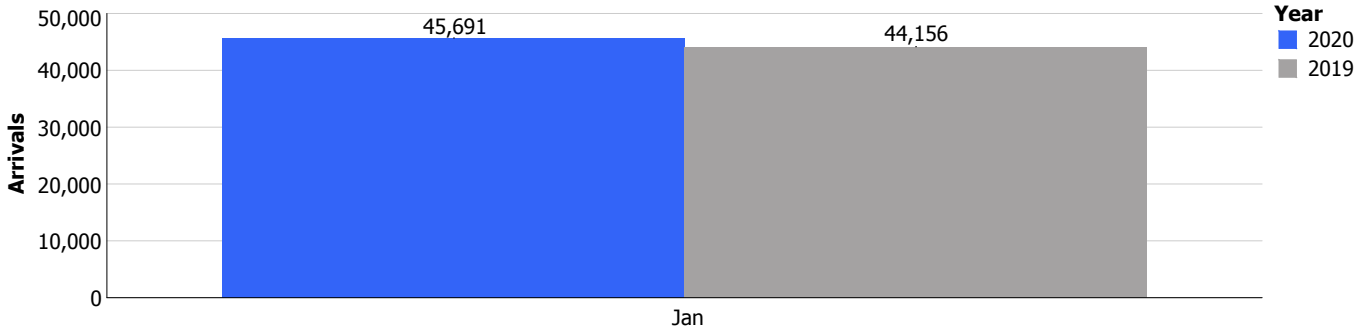
Pietermaai 19, Curaçao, Dutch Caribbean
 Phone: (599-9) 461-8200
 Email: info@curacao.com
 Website: curacao.com

Stayover Visitor Nights (Jan / 2020)

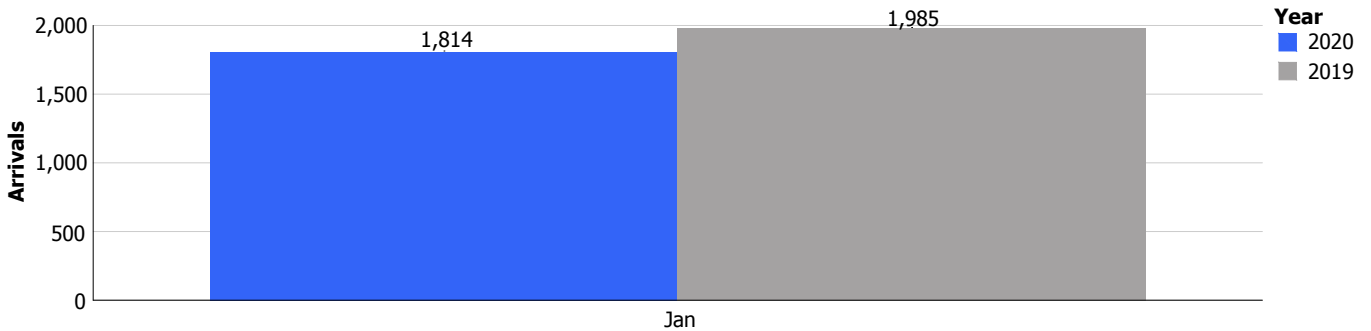
	Jan/2020	% Total	Jan/2019	% Total	% Change
North America					
Canada	42,185	9.6%	33,288	8.0%	27%
United States	58,819	13.4%	47,516	11.4%	24%
Total	101,004	23.1%	80,804	19.4%	25%
South America					
Argentina	2,915	0.7%	2,365	0.6%	23%
Brazil	7,390	1.7%	10,163	2.4%	-27%
Chile	627	0.1%	1,053	0.3%	-40%
Colombia	21,231	4.9%	21,584	5.2%	-2%
Ecuador	608	0.1%	467	0.1%	30%
Panama	834	0.2%	1,382	0.3%	-40%
Suriname	3,080	0.7%	3,496	0.8%	-12%
Uruguay	828	0.2%	476	0.1%	74%
Venezuela	4,077	0.9%	10,979	2.6%	-63%
Other	1,933	0.4%	1,932	0.5%	0%
Total	43,523	9.9%	53,897	13.0%	-19%
Caribbean					
Aruba	4,468	1.0%	4,671	1.1%	-4%
Dom. Rep.	1,035	0.2%	1,360	0.3%	-24%
Haiti	676	0.2%	1,291	0.3%	-48%
Jamaica	319	0.1%	355	0.1%	-10%
Trinidad & Tobago	1,669	0.4%	737	0.2%	126%
Other	5,042	1.2%	5,147	1.2%	-2%
Total	13,209	3.0%	13,561	3.3%	-3%
Europe					
Austria	1,889	0.4%	2,237	0.5%	-16%
Belgium	4,809	1.1%	5,034	1.2%	-4%
Denmark	798	0.2%	1,183	0.3%	-33%
France	2,260	0.5%	3,002	0.7%	-25%
Germany	19,518	4.5%	20,559	4.9%	-5%
Italy	1,750	0.4%	2,055	0.5%	-15%
Netherlands	229,615	52.5%	214,672	51.6%	7%
Spain	686	0.2%	1,494	0.4%	-54%
Sweden	2,239	0.5%	2,213	0.5%	1%
Switzerland	2,352	0.5%	2,355	0.6%	0%
United Kingdom	3,151	0.7%	3,418	0.8%	-8%
Other	8,230	1.9%	6,790	1.6%	21%
Total	277,297	63.4%	265,012	63.7%	5%
Others					
Not Stated	662	0.2%	169	0.0%	292%
Other	1,875	0.4%	2,556	0.6%	-27%
Total	2,537	0.6%	2,725	0.7%	-7%
Overall	437,570	100.0%	415,999	100.0%	5%

2020YTD	% Total	2019YTD	% Total	% Change
42,185	9.6%	33,288	8.0%	27%
58,819	13.4%	47,516	11.4%	24%
101,004	23.1%	80,804	19.4%	25%
2,915	0.7%	2,365	0.6%	23%
7,390	1.7%	10,163	2.4%	-27%
627	0.1%	1,053	0.3%	-40%
21,231	4.9%	21,584	5.2%	-2%
608	0.1%	467	0.1%	30%
834	0.2%	1,382	0.3%	-40%
3,080	0.7%	3,496	0.8%	-12%
828	0.2%	476	0.1%	74%
4,077	0.9%	10,979	2.6%	-63%
1,933	0.4%	1,932	0.5%	0%
43,523	9.9%	53,897	13.0%	-19%
4,468	1.0%	4,671	1.1%	-4%
1,035	0.2%	1,360	0.3%	-24%
676	0.2%	1,291	0.3%	-48%
319	0.1%	355	0.1%	-10%
1,669	0.4%	737	0.2%	126%
5,042	1.2%	5,147	1.2%	-2%
13,209	3.0%	13,561	3.3%	-3%
1,889	0.4%	2,237	0.5%	-16%
4,809	1.1%	5,034	1.2%	-4%
798	0.2%	1,183	0.3%	-33%
2,260	0.5%	3,002	0.7%	-25%
19,518	4.5%	20,559	4.9%	-5%
1,750	0.4%	2,055	0.5%	-15%
229,615	52.5%	214,672	51.6%	7%
686	0.2%	1,494	0.4%	-54%
2,239	0.5%	2,213	0.5%	1%
2,352	0.5%	2,355	0.6%	0%
3,151	0.7%	3,418	0.8%	-8%
8,230	1.9%	6,790	1.6%	21%
277,297	63.4%	265,012	63.7%	5%
662	0.2%	169	0.0%	292%
1,875	0.4%	2,556	0.6%	-27%
2,537	0.6%	2,725	0.7%	-7%
437,570	100.0%	415,999	100.0%	5%

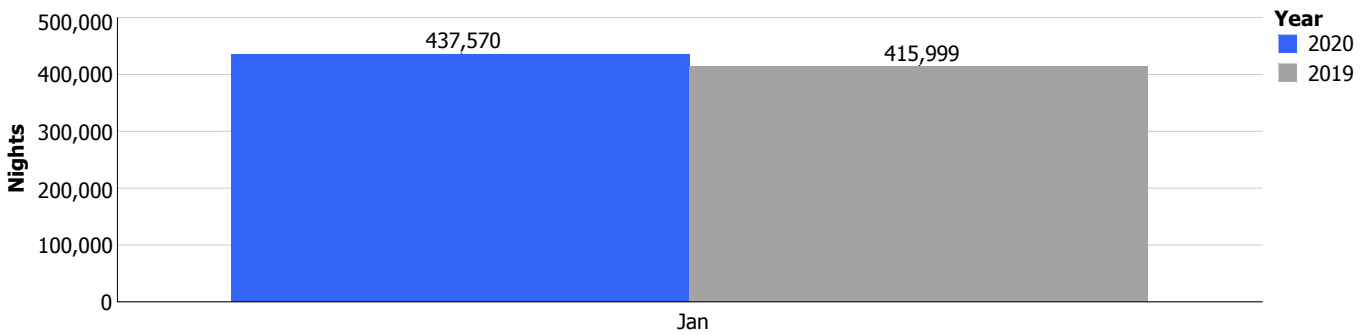
Stay over



Day trippers



Stay over nights



Cruise arrivals

