

Overall Visitor Arrival Performance (Nov / 2019)

Total Stayover Arrivals by Region

Region	Nov/2019	% Total	Nov/2018	% Total	% Change
North America	6,423	17%	7,577	20%	-15%
South America	5,804	15%	7,584	20%	-23%
Caribbean	3,342	9%	2,778	7%	20%
Europe	21,413	56%	18,838	50%	14%
Others	1,176	3%	828	2%	42%
Total	38,158	100%	37,605	100%	1%

2019YTD	% Total	2018YTD	% Total	% Change
85,702	20%	83,292	22%	3%
65,798	16%	63,064	16%	4%
35,939	9%	29,715	8%	21%
220,161	53%	199,639	52%	10%
11,525	3%	8,941	2%	29%
419,125	100%	384,651	100%	9%

Total Daytrippers

	Nov/2019	% Total	Nov/2018	% Total	% Change
Day Trippers	1,801	100%	1,903	100%	-5%

2019YTD	% Total	2018YTD	% Total	% Change
17,443	100%	18,723	100%	-7%

Total Nights by Region

Region	Nov/2019	% Total	Nov/2018	% Total	% Change
North America	45,131	13.8%	48,953	15.4%	-8%
South America	39,846	12.2%	51,378	16.2%	-22%
Caribbean	16,014	4.9%	16,181	5.1%	-1%
Europe	222,814	68.1%	199,323	62.7%	12%
Others	3,562	1.1%	2,093	0.7%	70%
Total	327,367	100%	317,928	100%	3%

2019YTD	% Total	2018YTD	% Total	% Change
591,369	16.1%	570,994	16.5%	4%
467,236	12.7%	455,530	13.1%	3%
199,810	5.4%	179,319	5.2%	11%
2,397,175	65.1%	2,235,443	64.4%	7%
26,938	0.7%	28,202	0.8%	-4%
3,682,528	100%	3,469,488	100%	6%

Total Cruise Arrivals

	Nov/2019	% Total	Nov/2018	% Total	% Change
Cruise Arrivals	92,235	100%	84,459	100%	9%
Cruise Calls	38	100%	36	100%	6%

2019YTD	% Total	2018YTD	% Total	% Change
681,079	100%	659,366	100%	3%
262	100%	255	100%	3%

Total Arrivals

	Nov/2019	% Total	Nov/2018	% Total	% Change
Cruise Arrivals	92,235	70%	84,459	68%	9%
Day Trippers	1,801	1%	1,903	2%	-5%
Stayovers	38,158	29%	37,605	30%	1%
Total	132,194	100%	123,967	100%	7%

2019YTD	% Total	2018YTD	% Total	% Change
681,079	61%	659,366	62%	3%
17,443	2%	18,723	2%	-7%
419,125	38%	384,651	36%	9%
1,117,647	100%	1,062,740	100%	5%

Source

Stayover: Immigration database / CTB
Visitor Nights: Immigration database / CTB
Cruise calls / passengers: CPA



Pietermaai 19, Curaçao, Dutch Caribbean
 Phone: (599-9) 461-8200
 Email: info@curacao.com
 Website: curacao.com

Stayover Visitor Arrival (Nov / 2019)

	Nov/2019	% Total	Nov/2018	% Total	% Change
North America					
Canada	1,396	3.7%	1,384	3.7%	1%
United States	5,027	13.2%	6,193	16.5%	-19%
Total	6,423	16.8%	7,577	20.1%	-15.23%
South America					
Argentina	149	0.4%	137	0.4%	9%
Brazil	1,037	2.7%	1,079	2.9%	-4%
Chile	45	0.1%	54	0.1%	-17%
Colombia	2,860	7.5%	2,518	6.7%	14%
Ecuador	127	0.3%	358	1.0%	-65%
Panama	198	0.5%	272	0.7%	-27%
Suriname	523	1.4%	768	2.0%	-32%
Venezuela	451	1.2%	1,981	5.3%	-77%
Other	414	1.1%	417	1.1%	-1%
Total	5,804	15.2%	7,584	20.2%	-23.47%
Caribbean					
Aruba	1,087	2.8%	1,309	3.5%	-17%
Dom. Rep.	163	0.4%	228	0.6%	-29%
Haiti	74	0.2%	248	0.7%	-70%
Jamaica	79	0.2%	70	0.2%	13%
Trinidad & Tobago	596	1.6%	270	0.7%	121%
Other	1,343	3.5%	653	1.7%	106%
Total	3,342	8.8%	2,778	7.4%	20.30%
Europe					
Austria	112	0.3%	115	0.3%	-3%
Belgium	525	1.4%	405	1.1%	30%
Denmark	24	0.1%	49	0.1%	-51%
France	272	0.7%	142	0.4%	92%
Germany	2,106	5.5%	2,298	6.1%	-8%
Italy	84	0.2%	93	0.2%	-10%
Netherlands	16,787	44.0%	14,330	38.1%	17%
Spain	83	0.2%	107	0.3%	-22%
Sweden	114	0.3%	102	0.3%	12%
Switzerland	333	0.9%	257	0.7%	30%
United Kingdom	216	0.6%	275	0.7%	-21%
Other	757	2.0%	665	1.8%	14%
Total	21,413	56.1%	18,838	50.1%	13.67%
Others					
Not Stated	815	2.1%	517	1.4%	58%
Other	361	0.9%	311	0.8%	16%
Total	1,176	3.1%	828	2.2%	42.03%
Overall	38,158	100.0%	37,605	100.0%	1%

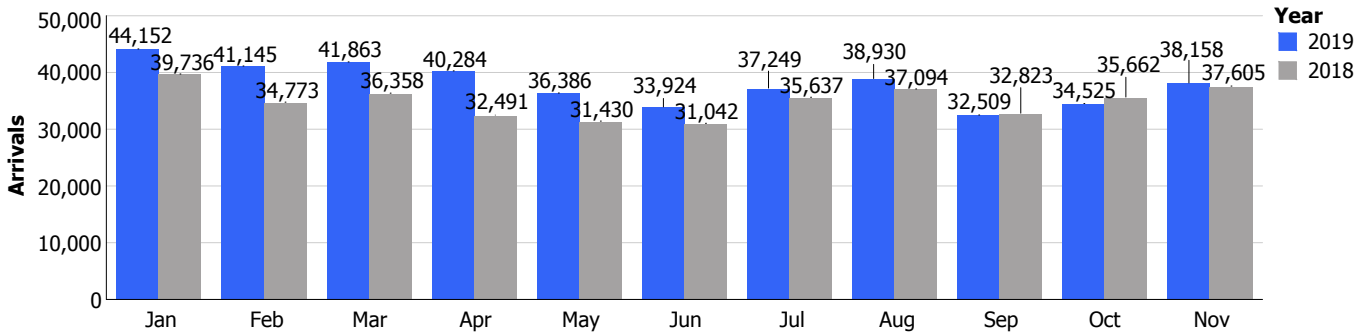
2019YTD	% Total	2018YTD	% Total	% Change
19,305	4.6%	17,983	4.7%	7%
66,397	15.8%	65,309	17.0%	2%
85,702	20.4%	83,292	21.7%	3%
2,149	0.5%	2,564	0.7%	-16%
12,228	2.9%	11,557	3.0%	6%
1,295	0.3%	822	0.2%	58%
26,584	6.3%	19,656	5.1%	35%
1,541	0.4%	2,090	0.5%	-26%
1,973	0.5%	1,522	0.4%	30%
8,339	2.0%	7,839	2.0%	6%
6,937	1.7%	13,340	3.5%	-48%
4,752	1.1%	3,674	1.0%	29%
65,798	15.7%	63,064	16.4%	4%
12,575	3.0%	13,018	3.4%	-3%
1,975	0.5%	2,115	0.5%	-7%
1,233	0.3%	1,663	0.4%	-26%
806	0.2%	603	0.2%	34%
6,652	1.6%	3,708	1.0%	79%
12,698	3.0%	8,608	2.2%	48%
35,939	8.6%	29,715	7.7%	21%
1,176	0.3%	962	0.3%	22%
6,838	1.6%	6,852	1.8%	0%
663	0.2%	680	0.2%	-2%
3,019	0.7%	1,852	0.5%	63%
19,408	4.6%	16,875	4.4%	15%
1,253	0.3%	975	0.3%	29%
175,505	41.9%	159,045	41.3%	10%
954	0.2%	942	0.2%	1%
1,263	0.3%	1,583	0.4%	-20%
2,285	0.5%	2,192	0.6%	4%
2,531	0.6%	2,519	0.7%	0%
5,266	1.3%	5,162	1.3%	2%
220,161	52.5%	199,639	51.9%	10%
8,268	2.0%	5,539	1.4%	49%
3,257	0.8%	3,402	0.9%	-4%
11,525	2.7%	8,941	2.3%	29%
419,125	100.0%	384,651	100.0%	9%

Stayover Visitor Nights (Nov / 2019)

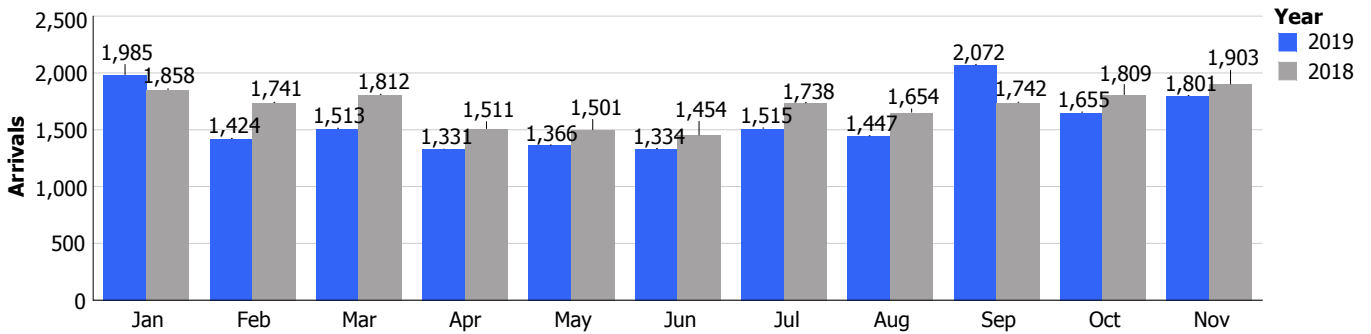
	Nov/2019	% Total	Nov/2018	% Total	% Change
North America					
Canada	10,954	3.3%	10,777	3.4%	2%
United States	34,177	10.4%	38,176	12.0%	-10%
Total	45,131	13.8%	48,953	15.4%	-8%
South America					
Argentina	1,292	0.4%	1,012	0.3%	28%
Brazil	6,919	2.1%	6,732	2.1%	3%
Chile	335	0.1%	265	0.1%	26%
Colombia	18,343	5.6%	17,486	5.5%	5%
Ecuador	922	0.3%	1,527	0.5%	-40%
Panama	858	0.3%	1,178	0.4%	-27%
Suriname	3,484	1.1%	5,164	1.6%	-33%
Venezuela	4,699	1.4%	15,622	4.9%	-70%
Other	2,994	0.9%	2,392	0.8%	25%
Total	39,846	12.2%	51,378	16.2%	-22%
Caribbean					
Aruba	4,179	1.3%	5,445	1.7%	-23%
Dom. Rep.	1,703	0.5%	3,258	1.0%	-48%
Haiti	688	0.2%	2,015	0.6%	-66%
Jamaica	529	0.2%	546	0.2%	-3%
Trinidad & Tobago	2,422	0.7%	1,016	0.3%	138%
Other	6,493	2.0%	3,901	1.2%	66%
Total	16,014	4.9%	16,181	5.1%	-1%
Europe					
Austria	1,186	0.4%	970	0.3%	22%
Belgium	4,681	1.4%	3,829	1.2%	22%
Denmark	145	0.0%	308	0.1%	-53%
France	1,886	0.6%	1,179	0.4%	60%
Germany	22,430	6.9%	24,694	7.8%	-9%
Italy	692	0.2%	764	0.2%	-9%
Netherlands	178,435	54.5%	153,791	48.4%	16%
Spain	887	0.3%	1,060	0.3%	-16%
Sweden	1,089	0.3%	929	0.3%	17%
Switzerland	3,052	0.9%	2,936	0.9%	4%
United Kingdom	2,246	0.7%	2,390	0.8%	-6%
Other	6,085	1.9%	6,473	2.0%	-6%
Total	222,814	68.1%	199,323	62.7%	12%
Others					
Not Stated	351	0.1%	136	0.0%	158%
Other	3,211	1.0%	1,957	0.6%	64%
Total	3,562	1.1%	2,093	0.7%	70%
Overall	327,367	100.0%	317,928	100.0%	3%

2019YTD	% Total	2018YTD	% Total	% Change
156,399	4.2%	145,900	4.2%	7%
434,970	11.8%	425,094	12.3%	2%
591,369	16.1%	570,994	16.5%	4%
16,173	0.4%	18,476	0.5%	-12%
82,288	2.2%	73,912	2.1%	11%
9,891	0.3%	5,953	0.2%	66%
188,027	5.1%	153,033	4.4%	23%
9,208	0.3%	9,610	0.3%	-4%
9,666	0.3%	7,540	0.2%	28%
57,978	1.6%	55,261	1.6%	5%
59,642	1.6%	106,108	3.1%	-44%
34,363	0.9%	25,637	0.7%	34%
467,236	12.7%	455,530	13.1%	3%
59,909	1.6%	61,511	1.8%	-3%
27,602	0.7%	30,428	0.9%	-9%
8,561	0.2%	11,980	0.3%	-29%
6,200	0.2%	4,344	0.1%	43%
29,827	0.8%	16,648	0.5%	79%
67,711	1.8%	54,408	1.6%	24%
199,810	5.4%	179,319	5.2%	11%
11,949	0.3%	9,035	0.3%	32%
59,681	1.6%	65,391	1.9%	-9%
5,739	0.2%	6,231	0.2%	-8%
23,084	0.6%	14,547	0.4%	59%
220,123	6.0%	195,399	5.6%	13%
11,171	0.3%	8,538	0.2%	31%
1,952,736	53.0%	1,821,239	52.5%	7%
9,537	0.3%	8,870	0.3%	8%
11,646	0.3%	15,067	0.4%	-23%
21,262	0.6%	21,299	0.6%	0%
23,985	0.7%	22,674	0.7%	6%
46,262	1.3%	47,153	1.4%	-2%
2,397,175	65.1%	2,235,443	64.4%	7%
3,083	0.1%	5,043	0.1%	-39%
23,855	0.6%	23,159	0.7%	3%
26,938	0.7%	28,202	0.8%	-4%
3,682,528	100.0%	3,469,488	100.0%	6%

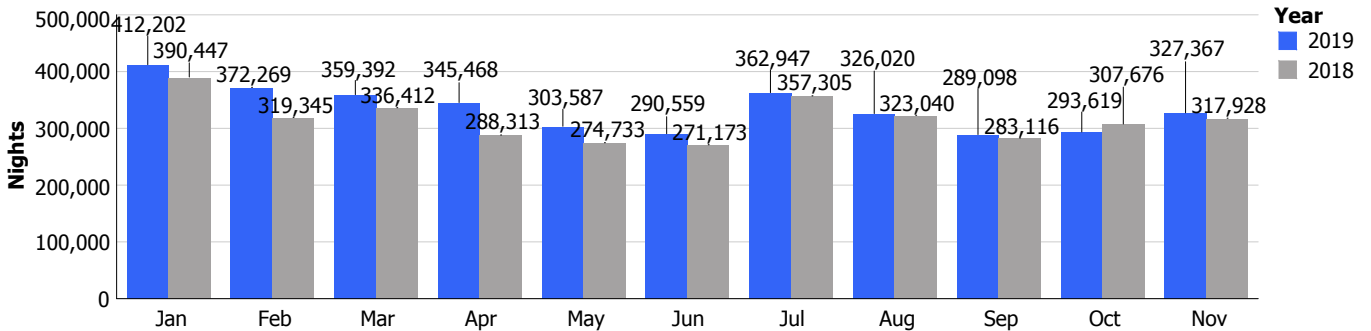
Stay over



Day trippers



Stay over nights



Cruise arrivals

