

Overall Visitor Arrival Performance (Jun / 2018)

Total Stayover Arrivals by Region

Region	Jun/2018	% Total	Jun/2017	% Total	% Change
North America	7,523	24%	6,009	21%	25%
South America	5,115	17%	6,192	22%	-17%
Caribbean	1,986	6%	1,989	7%	0%
Europe	14,725	48%	12,953	46%	14%
Others	1,471	5%	815	3%	80%
Total	30,820	100%	27,958	100%	10%

2018YTD	% Total	2017YTD	% Total	% Change
49,611	24%	44,443	22%	12%
27,000	13%	37,230	18%	-27%
10,740	5%	12,826	6%	-16%
108,155	53%	101,820	51%	6%
9,298	5%	5,109	3%	82%
204,804	100%	201,428	100%	2%

Total Daytrippers

	Jun/2018	% Total	Jun/2017	% Total	% Change
Day Trippers	1,454	100%	1,689	100%	-14%

2018YTD	% Total	2017YTD	% Total	% Change
9,885	100%	12,404	100%	-20%

Total Nights by Region

Region	Jun/2018	% Total	Jun/2017	% Total	% Change
North America	48,695	18.4%	38,364	15.8%	27%
South America	36,745	13.9%	45,721	18.9%	-20%
Caribbean	11,675	4.4%	10,425	4.3%	12%
Europe	162,912	61.6%	142,464	58.8%	14%
Others	4,630	1.7%	5,267	2.2%	-12%
Total	264,657	100%	242,241	100%	9%

2018YTD	% Total	2017YTD	% Total	% Change
350,422	19.2%	301,122	16.9%	16%
204,955	11.2%	266,420	15.0%	-23%
62,775	3.4%	74,507	4.2%	-16%
1,172,841	64.3%	1,111,057	62.5%	6%
32,210	1.8%	24,722	1.4%	30%
1,823,203	100%	1,777,828	100%	3%

Total Cruise Arrivals

	Jun/2018	% Total	Jun/2017	% Total	% Change
Cruise Arrivals	33,093	100%	31,518	100%	5%
Cruise Calls	10	100%	11	100%	-9%

2018YTD	% Total	2017YTD	% Total	% Change
396,605	100%	310,239	100%	28%
157	100%	136	100%	15%

Total Arrivals

	Jun/2018	% Total	Jun/2017	% Total	% Change
Cruise Arrivals	33,093	51%	31,518	52%	5%
Day Trippers	1,454	2%	1,689	3%	-14%
Stayovers	30,820	47%	27,958	46%	10%
Total	65,367	100%	61,165	100%	7%

2018YTD	% Total	2017YTD	% Total	% Change
396,605	65%	310,239	59%	28%
9,885	2%	12,404	2%	-20%
204,804	34%	201,428	38%	2%
611,294	100%	524,071	100%	17%

Source

Stayover: Immigration database / CTB
Visitor Nights: Immigration database / CTB
Cruise calls / passengers: CPA



Pietermaai 19, Curaçao, Dutch Caribbean
 Phone: (599-9) 434-8200 * Fax: (599-9) 461-5017
 Email: info@curacao.com
 Website: www.curacao.com

Stayover Visitor Arrival (Jun / 2018)

	Jun/2018	% Total	Jun/2017	% Total	% Change
North America					
Canada	680	2.2%	661	2.4%	3%
United States	6,843	22.2%	5,348	19.1%	28%
Total	7,523	24.4%	6,009	21.5%	25.20%
South America					
Argentina	127	0.4%	165	0.6%	-23%
Brazil	819	2.7%	710	2.5%	15%
Chile	53	0.2%	45	0.2%	18%
Colombia	2,250	7.3%	1,969	7.0%	14%
Ecuador	156	0.5%	247	0.9%	-37%
Guyana	47	0.2%	17	0.1%	176%
Panama	121	0.4%	178	0.6%	-32%
Suriname	472	1.5%	586	2.1%	-19%
Venezuela	810	2.6%	2,114	7.6%	-62%
Other	260	0.8%	161	0.6%	61%
Total	5,115	16.6%	6,192	22.1%	-17.39%
Caribbean					
Aruba	1,115	3.6%	879	3.1%	27%
Barbados	20	0.1%	26	0.1%	-23%
Dom. Rep.	181	0.6%	438	1.6%	-59%
Haiti	88	0.3%	70	0.3%	26%
Jamaica	50	0.2%	53	0.2%	-6%
Trinidad & Tobago	363	1.2%	429	1.5%	-15%
Other	169	0.5%	94	0.3%	80%
Total	1,986	6.4%	1,989	7.1%	-0.15%
Europe					
Austria	65	0.2%	51	0.2%	27%
Belgium	467	1.5%	334	1.2%	40%
Denmark	23	0.1%	20	0.1%	15%
Finland	29	0.1%	19	0.1%	53%
France	130	0.4%	82	0.3%	59%
Germany	1,037	3.4%	1,489	5.3%	-30%
Italy	52	0.2%	66	0.2%	-21%
Netherlands	12,062	39.1%	10,184	36.4%	18%
Norway	104	0.3%	62	0.2%	68%
Sweden	124	0.4%	92	0.3%	35%
Switzerland	102	0.3%	124	0.4%	-18%
United Kingdom	164	0.5%	146	0.5%	12%
Other	366	1.2%	284	1.0%	29%
Total	14,725	47.8%	12,953	46.3%	13.68%
Others					
Not Stated	1,011	3.3%	310	1.1%	226%
Other	460	1.5%	505	1.8%	-9%
Total	1,471	4.8%	815	2.9%	80.49%
Overall	30,820	100.0%	27,958	100.0%	10%

	2018YTD	% Total	2017YTD	% Total	% Change
	13,517	6.6%	12,700	6.3%	6%
	36,094	17.6%	31,743	15.8%	14%
	49,611	24.2%	44,443	22.1%	12%
	1,586	0.8%	1,427	0.7%	11%
	5,361	2.6%	4,845	2.4%	11%
	390	0.2%	305	0.2%	28%
	9,077	4.4%	7,949	3.9%	14%
	592	0.3%	1,716	0.9%	-66%
	262	0.1%	433	0.2%	-39%
	824	0.4%	735	0.4%	12%
	3,379	1.6%	3,436	1.7%	-2%
	4,118	2.0%	15,311	7.6%	-73%
	1,411	0.7%	1,073	0.5%	32%
	27,000	13.2%	37,230	18.5%	-27%
	6,122	3.0%	5,579	2.8%	10%
	141	0.1%	254	0.1%	-44%
	952	0.5%	2,134	1.1%	-55%
	788	0.4%	788	0.4%	0%
	279	0.1%	652	0.3%	-57%
	1,741	0.9%	2,226	1.1%	-22%
	717	0.4%	1,193	0.6%	-40%
	10,740	5.2%	12,826	6.4%	-16%
	525	0.3%	651	0.3%	-19%
	3,530	1.7%	3,400	1.7%	4%
	436	0.2%	443	0.2%	-2%
	266	0.1%	301	0.1%	-12%
	1,059	0.5%	808	0.4%	31%
	8,278	4.0%	11,487	5.7%	-28%
	512	0.2%	556	0.3%	-8%
	86,435	42.2%	77,744	38.6%	11%
	506	0.2%	387	0.2%	31%
	1,163	0.6%	1,030	0.5%	13%
	1,234	0.6%	1,390	0.7%	-11%
	1,400	0.7%	1,235	0.6%	13%
	2,811	1.4%	2,388	1.2%	18%
	108,155	52.8%	101,820	50.5%	6%
	6,029	2.9%	1,863	0.9%	224%
	3,269	1.6%	3,246	1.6%	1%
	9,298	4.5%	5,109	2.5%	82%
	204,804	100.0%	201,428	100.0%	2%



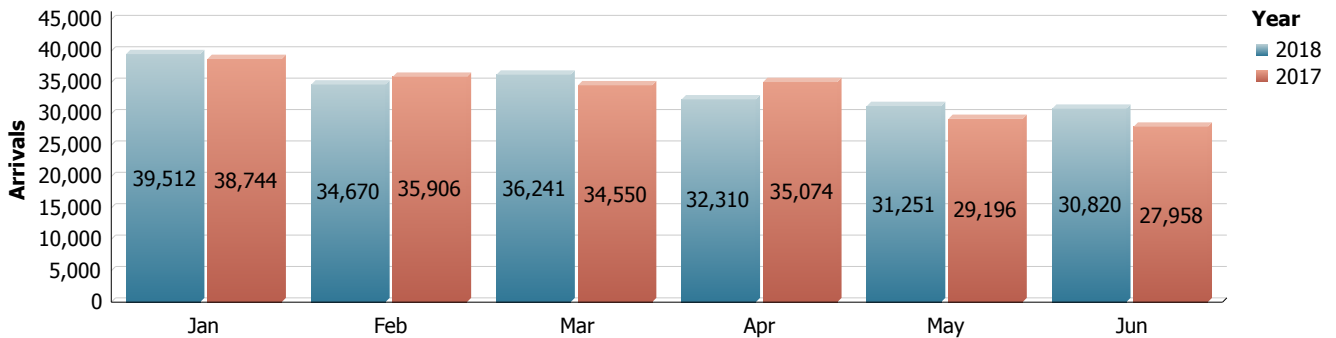
Pietermaai 19, Curacao, Dutch Caribbean
 Phone: (599-9) 434-8200 * Fax: (599-9) 461-5017
 Email: info@curacao.com
 Website: www.curacao.com

Stayover Visitor Nights (Jun / 2018)

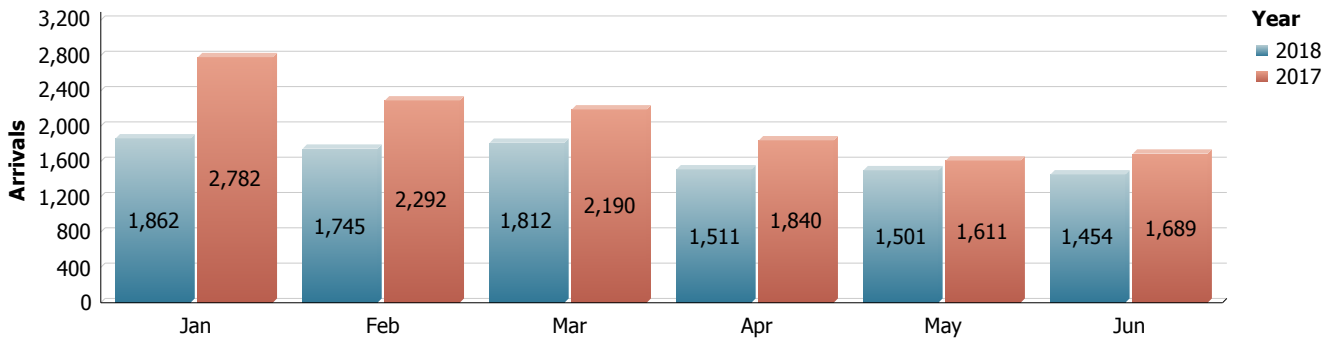
	Jun/2018	% Total	Jun/2017	% Total	% Change
North America					
Canada	4,864	1.8%	4,952	2.0%	-2%
United States	43,831	16.6%	33,412	13.8%	31%
Total	48,695	18.4%	38,364	15.8%	27%
South America					
Argentina	797	0.3%	1,005	0.4%	-21%
Brazil	5,520	2.1%	4,794	2.0%	15%
Chile	320	0.1%	317	0.1%	1%
Colombia	16,360	6.2%	16,881	7.0%	-3%
Ecuador	676	0.3%	1,181	0.5%	-43%
Guyana	281	0.1%	76	0.0%	270%
Panama	566	0.2%	887	0.4%	-36%
Suriname	3,067	1.2%	3,706	1.5%	-17%
Venezuela	7,429	2.8%	15,694	6.5%	-53%
Other	1,729	0.7%	1,180	0.5%	47%
Total	36,745	13.9%	45,721	18.9%	-20%
Caribbean					
Aruba	5,652	2.1%	3,812	1.6%	48%
Barbados	69	0.0%	128	0.1%	-46%
Dom. Rep.	2,463	0.9%	2,903	1.2%	-15%
Haiti	553	0.2%	592	0.2%	-7%
Jamaica	312	0.1%	507	0.2%	-38%
Trinidad & Tobago	1,680	0.6%	1,822	0.8%	-8%
Other	946	0.4%	661	0.3%	43%
Total	11,675	4.4%	10,425	4.3%	12%
Europe					
Austria	729	0.3%	432	0.2%	69%
Belgium	5,209	2.0%	4,083	1.7%	28%
Denmark	282	0.1%	183	0.1%	54%
Finland	327	0.1%	404	0.2%	-19%
France	803	0.3%	494	0.2%	63%
Germany	12,697	4.8%	16,952	7.0%	-25%
Italy	596	0.2%	556	0.2%	7%
Netherlands	133,471	50.4%	112,739	46.5%	18%
Norway	1,212	0.5%	551	0.2%	120%
Sweden	1,596	0.6%	736	0.3%	117%
Switzerland	982	0.4%	1,142	0.5%	-14%
United Kingdom	1,661	0.6%	1,237	0.5%	34%
Other	3,347	1.3%	2,955	1.2%	13%
Total	162,912	61.6%	142,464	58.8%	14%
Others					
Not Stated	759	0.3%	154	0.1%	393%
Other	3,871	1.5%	5,113	2.1%	-24%
Total	4,630	1.7%	5,267	2.2%	-12%
Overall	264,657	100.0%	242,241	100.0%	9%

	2018YTD	% Total	2017YTD	% Total	% Change
	110,757	6.1%	100,683	5.7%	10%
	239,665	13.1%	200,439	11.3%	20%
	350,422	19.2%	301,122	16.9%	16%
	11,751	0.6%	9,734	0.5%	21%
	34,076	1.9%	31,041	1.7%	10%
	3,030	0.2%	2,243	0.1%	35%
	75,292	4.1%	69,377	3.9%	9%
	3,024	0.2%	9,208	0.5%	-67%
	1,736	0.1%	2,196	0.1%	-21%
	4,406	0.2%	4,148	0.2%	6%
	23,692	1.3%	23,697	1.3%	0%
	38,038	2.1%	107,336	6.0%	-65%
	9,910	0.5%	7,440	0.4%	33%
	204,955	11.2%	266,420	15.0%	-23%
	29,447	1.6%	26,978	1.5%	9%
	672	0.0%	1,420	0.1%	-53%
	12,382	0.7%	19,150	1.1%	-35%
	6,083	0.3%	5,498	0.3%	11%
	2,124	0.1%	5,093	0.3%	-58%
	7,984	0.4%	9,721	0.5%	-18%
	4,083	0.2%	6,647	0.4%	-39%
	62,775	3.4%	74,507	4.2%	-16%
	4,985	0.3%	6,185	0.3%	-19%
	33,111	1.8%	35,165	2.0%	-6%
	4,246	0.2%	3,783	0.2%	12%
	2,379	0.1%	2,992	0.2%	-20%
	7,827	0.4%	5,970	0.3%	31%
	97,540	5.3%	127,371	7.2%	-23%
	4,791	0.3%	4,998	0.3%	-4%
	954,188	52.3%	866,047	48.7%	10%
	4,972	0.3%	3,412	0.2%	46%
	11,015	0.6%	9,166	0.5%	20%
	11,278	0.6%	13,617	0.8%	-17%
	12,108	0.7%	10,818	0.6%	12%
	24,401	1.3%	21,533	1.2%	13%
	1,172,841	64.3%	1,111,057	62.5%	6%
	4,543	0.2%	1,395	0.1%	226%
	27,667	1.5%	23,327	1.3%	19%
	32,210	1.8%	24,722	1.4%	30%
	1,823,203	100.0%	1,777,828	100.0%	3%

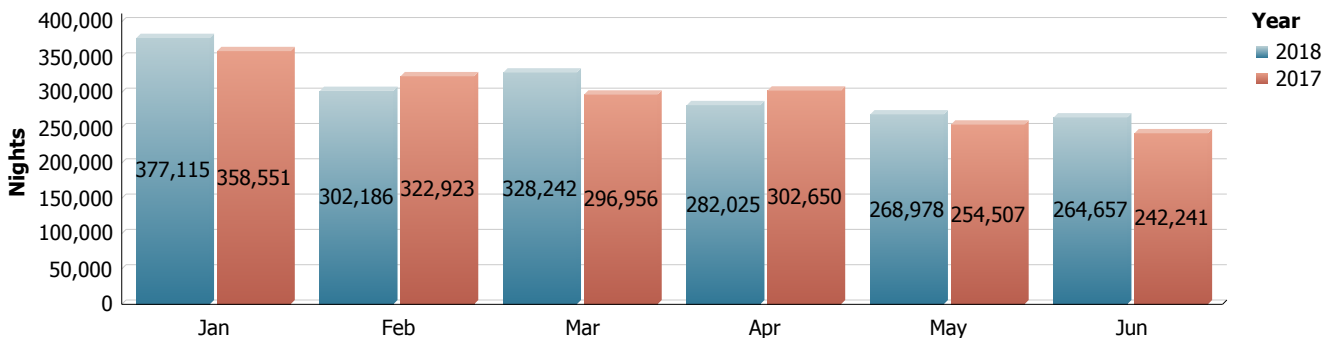
Stay over



Day trippers



Stay over nights



Cruise arrivals

