

Overall Visitor Arrival Performance (Aug / 2018)

Total Stayover Arrivals by Region

Region	Aug/2018	% Total	Aug/2017	% Total	% Change
North America	7,546	20%	5,480	18%	38%
South America	7,533	20%	6,302	20%	20%
Caribbean	2,582	7%	2,225	7%	16%
Europe	16,905	46%	16,175	52%	5%
Others	2,295	6%	681	2%	237%
Total	36,861	100%	30,863	100%	19%

2018YTD	% Total	2017YTD	% Total	% Change
63,889	23%	55,141	21%	16%
40,126	14%	49,051	19%	-18%
15,612	6%	17,227	7%	-9%
143,896	52%	134,072	51%	7%
13,555	5%	6,575	3%	106%
277,078	100%	262,066	100%	6%

Total Daytrippers

	Aug/2018	% Total	Aug/2017	% Total	% Change
Day Trippers	1,653	100%	1,913	100%	-14%

2018YTD	% Total	2017YTD	% Total	% Change
13,275	100%	15,937	100%	-17%

Total Nights by Region

Region	Aug/2018	% Total	Aug/2017	% Total	% Change
North America	46,073	14.7%	35,303	12.4%	31%
South America	52,924	16.8%	49,268	17.3%	7%
Caribbean	14,971	4.8%	13,491	4.7%	11%
Europe	194,187	61.8%	182,514	64.1%	6%
Others	5,952	1.9%	4,106	1.4%	45%
Total	314,107	100%	284,682	100%	10%

2018YTD	% Total	2017YTD	% Total	% Change
441,824	17.8%	372,148	15.7%	19%
298,289	12.0%	360,111	15.2%	-17%
92,593	3.7%	101,349	4.3%	-9%
1,605,392	64.7%	1,501,920	63.4%	7%
43,494	1.8%	31,996	1.4%	36%
2,481,592	100%	2,367,524	100%	5%

Total Cruise Arrivals

	Aug/2018	% Total	Aug/2017	% Total	% Change
Cruise Arrivals	31,101	100%	45,379	100%	-31%
Cruise Calls	16	100%	14	100%	14%

2018YTD	% Total	2017YTD	% Total	% Change
473,279	100%	385,841	100%	23%
188	100%	165	100%	14%

Total Arrivals

	Aug/2018	% Total	Aug/2017	% Total	% Change
Cruise Arrivals	31,101	45%	45,379	58%	-31%
Day Trippers	1,653	2%	1,913	2%	-14%
Stayovers	36,861	53%	30,863	39%	19%
Total	69,615	100%	78,155	100%	-11%

2018YTD	% Total	2017YTD	% Total	% Change
473,279	62%	385,841	58%	23%
13,275	2%	15,937	2%	-17%
277,078	36%	262,066	39%	6%
763,632	100%	663,844	100%	15%

Source

Stayover: Immigration database / CTB
Visitor Nights: Immigration database / CTB
Cruise calls / passengers: CPA



Pietermaai 19, Curaçao, Dutch Caribbean
 Phone: (599-9) 434-8200 * Fax: (599-9) 461-5017
 Email: info@curacao.com
 Website: www.curacao.com

Stayover Visitor Arrival (Aug / 2018)

	Aug2018	% Total	Aug2017	% Total	% Change
North America					
Canada	773	2.1%	751	2.4%	3%
United States	6,773	18.4%	4,729	15.3%	43%
Total	7,546	20.5%	5,480	17.8%	37.70%
South America					
Argentina	207	0.6%	224	0.7%	-8%
Brazil	1,063	2.9%	727	2.4%	46%
Chile	60	0.2%	42	0.1%	43%
Colombia	2,139	5.8%	1,240	4.0%	72%
Ecuador	357	1.0%	799	2.6%	-55%
Guyana	130	0.4%	47	0.2%	177%
Panama	125	0.3%	109	0.4%	15%
Suriname	1,073	2.9%	796	2.6%	35%
Venezuela	1,925	5.2%	2,078	6.7%	-7%
Other	454	1.2%	240	0.8%	89%
Total	7,533	20.4%	6,302	20.4%	19.53%
Caribbean					
Aruba	1,420	3.9%	889	2.9%	60%
Barbados	11	0.0%	24	0.1%	-54%
Dom. Rep.	224	0.6%	374	1.2%	-40%
Haiti	197	0.5%	116	0.4%	70%
Jamaica	68	0.2%	38	0.1%	79%
Trinidad & Tobago	511	1.4%	658	2.1%	-22%
Other	151	0.4%	126	0.4%	20%
Total	2,582	7.0%	2,225	7.2%	16.04%
Europe					
Austria	95	0.3%	92	0.3%	3%
Belgium	494	1.3%	386	1.3%	28%
Denmark	25	0.1%	13	0.0%	92%
Finland	16	0.0%	19	0.1%	-16%
France	197	0.5%	177	0.6%	11%
Germany	1,056	2.9%	1,531	5.0%	-31%
Italy	210	0.6%	180	0.6%	17%
Netherlands	14,031	38.1%	12,808	41.5%	10%
Norway	27	0.1%	22	0.1%	23%
Sweden	34	0.1%	48	0.2%	-29%
Switzerland	133	0.4%	145	0.5%	-8%
United Kingdom	216	0.6%	220	0.7%	-2%
Other	371	1.0%	534	1.7%	-31%
Total	16,905	45.9%	16,175	52.4%	4.51%
Others					
Not Stated	1,757	4.8%	251	0.8%	600%
Other	538	1.5%	430	1.4%	25%
Total	2,295	6.2%	681	2.2%	237.00%
Overall	36,861	100.0%	30,863	100.0%	19%

	2018YTD	% Total	2017YTD	% Total	% Change
	14,919	5.4%	14,047	5.4%	6%
	48,970	17.7%	41,094	15.7%	19%
	63,889	23.1%	55,141	21.0%	16%
	1,996	0.7%	1,828	0.7%	9%
	7,871	2.8%	6,395	2.4%	23%
	580	0.2%	397	0.2%	46%
	13,025	4.7%	10,705	4.1%	22%
	1,128	0.4%	2,684	1.0%	-58%
	482	0.2%	580	0.2%	-17%
	1,043	0.4%	945	0.4%	10%
	4,841	1.7%	4,599	1.8%	5%
	7,027	2.5%	19,413	7.4%	-64%
	2,133	0.8%	1,505	0.6%	42%
	40,126	14.5%	49,051	18.7%	-18%
	8,691	3.1%	7,519	2.9%	16%
	169	0.1%	298	0.1%	-43%
	1,379	0.5%	2,875	1.1%	-52%
	1,146	0.4%	989	0.4%	16%
	386	0.1%	727	0.3%	-47%
	2,851	1.0%	3,349	1.3%	-15%
	990	0.4%	1,470	0.6%	-33%
	15,612	5.6%	17,227	6.6%	-9%
	696	0.3%	870	0.3%	-20%
	4,933	1.8%	4,436	1.7%	11%
	579	0.2%	525	0.2%	10%
	296	0.1%	347	0.1%	-15%
	1,364	0.5%	1,117	0.4%	22%
	10,104	3.6%	13,983	5.3%	-28%
	769	0.3%	784	0.3%	-2%
	116,348	42.0%	103,758	39.6%	12%
	697	0.3%	508	0.2%	37%
	1,281	0.5%	1,160	0.4%	10%
	1,575	0.6%	1,775	0.7%	-11%
	1,828	0.7%	1,596	0.6%	15%
	3,426	1.2%	3,213	1.2%	7%
	143,896	51.9%	134,072	51.2%	7%
	9,267	3.3%	2,493	1.0%	272%
	4,288	1.5%	4,082	1.6%	5%
	13,555	4.9%	6,575	2.5%	106%
	277,078	100.0%	262,066	100.0%	6%



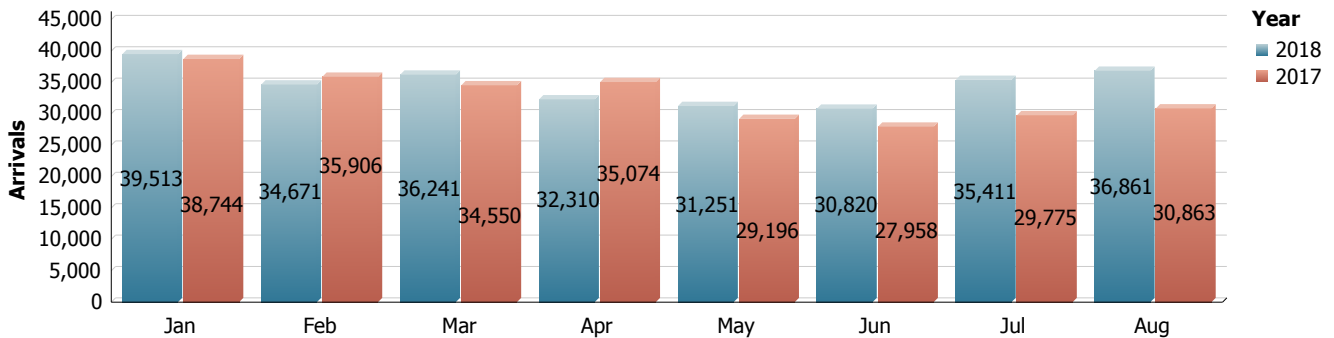
Pietermaai 19, Curacao, Dutch Caribbean
 Phone: (599-9) 434-8200 * Fax: (599-9) 461-5017
 Email: info@curacao.com
 Website: www.curacao.com

Stayover Visitor Nights (Aug / 2018)

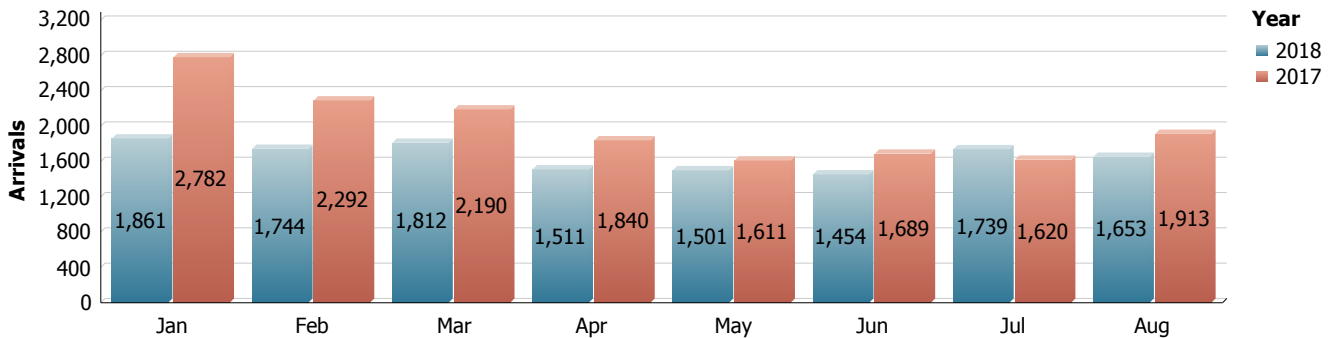
	Aug2018	% Total	Aug2017	% Total	% Change
North America					
Canada	5,669	1.8%	5,596	2.0%	1%
United States	40,404	12.9%	29,707	10.4%	36%
Total	46,073	14.7%	35,303	12.4%	31%
South America					
Argentina	1,533	0.5%	1,827	0.6%	-16%
Brazil	6,589	2.1%	4,660	1.6%	41%
Chile	521	0.2%	224	0.1%	133%
Colombia	13,229	4.2%	12,110	4.3%	9%
Ecuador	1,570	0.5%	4,233	1.5%	-63%
Guyana	1,005	0.3%	213	0.1%	372%
Panama	662	0.2%	548	0.2%	21%
Suriname	8,410	2.7%	7,205	2.5%	17%
Venezuela	16,607	5.3%	16,813	5.9%	-1%
Other	2,798	0.9%	1,435	0.5%	95%
Total	52,924	16.8%	49,268	17.3%	7%
Caribbean					
Aruba	6,504	2.1%	4,827	1.7%	35%
Barbados	47	0.0%	97	0.0%	-52%
Dom. Rep.	3,351	1.1%	3,288	1.2%	2%
Haiti	1,305	0.4%	1,065	0.4%	23%
Jamaica	467	0.1%	236	0.1%	98%
Trinidad & Tobago	2,444	0.8%	3,115	1.1%	-22%
Other	853	0.3%	863	0.3%	-1%
Total	14,971	4.8%	13,491	4.7%	11%
Europe					
Austria	960	0.3%	1,035	0.4%	-7%
Belgium	4,999	1.6%	4,107	1.4%	22%
Denmark	232	0.1%	105	0.0%	121%
Finland	152	0.0%	132	0.0%	15%
France	1,407	0.4%	1,449	0.5%	-3%
Germany	13,143	4.2%	18,043	6.3%	-27%
Italy	1,539	0.5%	1,496	0.5%	3%
Netherlands	164,479	52.4%	148,140	52.0%	11%
Norway	211	0.1%	174	0.1%	21%
Sweden	356	0.1%	607	0.2%	-41%
Switzerland	1,327	0.4%	1,416	0.5%	-6%
United Kingdom	1,919	0.6%	1,907	0.7%	1%
Other	3,463	1.1%	3,903	1.4%	-11%
Total	194,187	61.8%	182,514	64.1%	6%
Others					
Not Stated	1,201	0.4%	135	0.0%	790%
Other	4,751	1.5%	3,971	1.4%	20%
Total	5,952	1.9%	4,106	1.4%	45%
Overall	314,107	100.0%	284,682	100.0%	10%

	2018YTD	% Total	2017YTD	% Total	% Change
	121,646	4.9%	111,462	4.7%	9%
	320,178	12.9%	260,686	11.0%	23%
Total	441,824	17.8%	372,148	15.7%	19%
	14,896	0.6%	12,784	0.5%	17%
	49,993	2.0%	40,983	1.7%	22%
	4,577	0.2%	2,864	0.1%	60%
	102,542	4.1%	94,579	4.0%	8%
	5,475	0.2%	14,559	0.6%	-62%
	3,781	0.2%	2,896	0.1%	31%
	5,553	0.2%	5,230	0.2%	6%
	34,570	1.4%	33,715	1.4%	3%
	62,302	2.5%	142,112	6.0%	-56%
	14,600	0.6%	10,389	0.4%	41%
Total	298,289	12.0%	360,111	15.2%	-17%
	41,831	1.7%	37,854	1.6%	11%
	931	0.0%	1,589	0.1%	-41%
	19,645	0.8%	25,010	1.1%	-21%
	8,324	0.3%	7,257	0.3%	15%
	2,910	0.1%	5,684	0.2%	-49%
	13,173	0.5%	15,193	0.6%	-13%
	5,779	0.2%	8,762	0.4%	-34%
Total	92,593	3.7%	101,349	4.3%	-9%
	6,778	0.3%	8,838	0.4%	-23%
	47,940	1.9%	46,569	2.0%	3%
	5,550	0.2%	4,506	0.2%	23%
	2,700	0.1%	3,438	0.1%	-21%
	10,255	0.4%	8,801	0.4%	17%
	120,491	4.9%	157,711	6.7%	-24%
	6,709	0.3%	6,964	0.3%	-4%
	1,324,354	53.4%	1,190,099	50.3%	11%
	6,658	0.3%	4,393	0.2%	52%
	12,297	0.5%	10,584	0.4%	16%
	14,806	0.6%	17,690	0.7%	-16%
	16,250	0.7%	14,196	0.6%	14%
	30,604	1.2%	28,131	1.2%	9%
Total	1,605,392	64.7%	1,501,920	63.4%	7%
	6,293	0.3%	1,713	0.1%	267%
	37,201	1.5%	30,283	1.3%	23%
Total	43,494	1.8%	31,996	1.4%	36%
Overall	2,481,592	100.0%	2,367,524	100.0%	5%

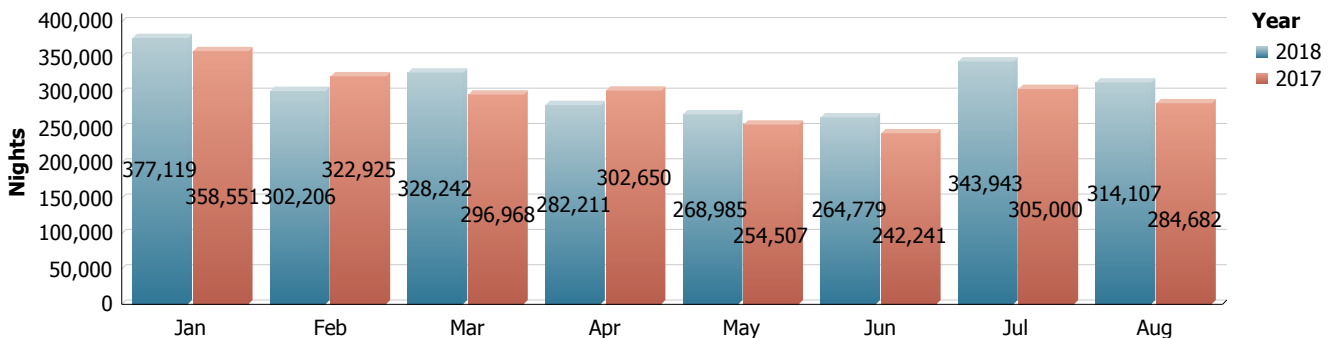
Stay over



Day trippers



Stay over nights



Cruise arrivals

