

Overall Visitor Arrival Performance (Apr / 2016)

Total Stayover Arrivals by Region

Region	Apr/2016	% Total	Apr/2015	% Total	% Change
North America	6,360	17%	7,205	20%	-12%
South America	9,379	25%	8,777	24%	7%
Caribbean	2,776	7%	3,171	9%	-12%
Europe	17,910	48%	16,009	44%	12%
Others	1,001	3%	1,045	3%	-4%
Total	37,426	100%	36,207	100%	3%

2016YTD	% Total	2015YTD	% Total	% Change
33,175	20%	32,129	20%	3%
41,285	25%	44,219	28%	-7%
10,309	6%	9,803	6%	5%
75,841	46%	67,880	43%	12%
4,352	3%	3,678	2%	18%
164,962	100%	157,709	100%	5%

Total Daytrippers

	Apr/2016	% Total	Apr/2015	% Total	% Change
Day Trippers	2,578	100%	3,541	100%	-27%

2016YTD	% Total	2015YTD	% Total	% Change
10,962	100%	14,276	100%	-23%

Total Nights by Region

Region	Apr/2016	% Total	Apr/2015	% Total	% Change
North America	43,816	14.8%	50,933	16.7%	-14%
South America	57,629	19.5%	60,598	19.9%	-5%
Caribbean	14,462	4.9%	18,950	6.2%	-24%
Europe	177,342	60.0%	167,056	54.9%	6%
Others	2,477	0.8%	6,595	2.2%	-62%
Total	295,726	100%	304,132	100%	-3%

2016YTD	% Total	2015YTD	% Total	% Change
222,830	17.2%	228,445	16.6%	-2%
241,836	18.6%	321,266	23.3%	-25%
54,719	4.2%	62,886	4.6%	-13%
767,261	59.1%	748,212	54.2%	3%
12,186	0.9%	18,840	1.4%	-35%
1,298,832	100%	1,379,649	100%	-6%

Total Cruise Arrivals

	Apr/2016	% Total	Apr/2015	% Total	% Change
Cruise Arrivals	44,408	100%	45,274	100%	-2%
Cruise Calls	24	100%	24	100%	0%

2016YTD	% Total	2015YTD	% Total	% Change
238,499	100%	264,521	100%	-10%
121	100%	135	100%	-10%

Total Arrivals

	Apr/2016	% Total	Apr/2015	% Total	% Change
Cruise Arrivals	44,408	53%	45,274	53%	-2%
Day Trippers	2,578	3%	3,541	4%	-27%
Stayovers	37,426	44%	36,207	43%	3%
Total	84,412	100%	85,022	100%	-1%

2016YTD	% Total	2015YTD	% Total	% Change
238,499	58%	264,521	61%	-10%
10,962	3%	14,276	3%	-23%
164,962	40%	157,709	36%	5%
414,423	100%	436,506	100%	-5%

Source

Stayover: Immigration database / CTB
Visitor Nights: Immigration database / CTB
Cruise calls / passengers: CPA



Pietermaai 19, Curaçao, Dutch Caribbean
 Phone: (599-9) 434-8200 * Fax: (599-9) 461-5017
 Email: info@curacao.com
 Website: www.curacao.com

Stayover Visitor Arrival (Apr / 2016)

	Apr/2016	% Total	Apr/2015	% Total	% Change
North America					
Canada	1,564	4.2%	1,876	5.2%	-17%
United States	4,796	12.8%	5,329	14.7%	-10%
Total	6,360	17.0%	7,205	19.9%	-11.73%
South America					
Argentina	87	0.2%	118	0.3%	-26%
Brazil	709	1.9%	806	2.2%	-12%
Chile	41	0.1%	32	0.1%	28%
Colombia	786	2.1%	894	2.5%	-12%
Ecuador	124	0.3%	109	0.3%	14%
Guyana	201	0.5%	168	0.5%	20%
Panama	102	0.3%	72	0.2%	42%
Suriname	1,006	2.7%	1,401	3.9%	-28%
Venezuela	6,141	16.4%	4,946	13.7%	24%
Other	182	0.5%	231	0.6%	-21%
Total	9,379	25.1%	8,777	24.2%	6.86%
Caribbean					
Aruba	1,468	3.9%	1,662	4.6%	-12%
Barbados	12	0.0%	33	0.1%	-64%
Dom. Rep.	352	0.9%	241	0.7%	46%
Haiti	149	0.4%	149	0.4%	0%
Jamaica	161	0.4%	232	0.6%	-31%
Trinidad & Tobago	510	1.4%	726	2.0%	-30%
Other	124	0.3%	128	0.4%	-3%
Total	2,776	7.4%	3,171	8.8%	-12.46%
Europe					
Austria	95	0.3%	98	0.3%	-3%
Belgium	503	1.3%	1,122	3.1%	-55%
Denmark	20	0.1%	38	0.1%	-47%
Finland	40	0.1%	41	0.1%	-2%
France	186	0.5%	158	0.4%	18%
Germany	1,992	5.3%	1,451	4.0%	37%
Italy	67	0.2%	98	0.3%	-32%
Netherlands	14,134	37.8%	12,094	33.4%	17%
Norway	28	0.1%	21	0.1%	33%
Sweden	75	0.2%	109	0.3%	-31%
Switzerland	264	0.7%	228	0.6%	16%
United Kingdom	205	0.5%	162	0.4%	27%
Other	301	0.8%	389	1.1%	-23%
Total	17,910	47.9%	16,009	44.2%	11.87%
Others					
Not Stated	628	1.7%	714	2.0%	-12%
Other	373	1.0%	331	0.9%	13%
Total	1,001	2.7%	1,045	2.9%	-4.21%
Overall	37,426	100.0%	36,207	100.0%	3%

	2016YTD	% Total	2015YTD	% Total	% Change
	10,956	6.6%	9,945	6.3%	10%
	22,219	13.5%	22,184	14.1%	0%
	33,175	20.1%	32,129	20.4%	3%
	611	0.4%	585	0.4%	4%
	3,114	1.9%	4,463	2.8%	-30%
	219	0.1%	250	0.2%	-12%
	4,208	2.6%	3,753	2.4%	12%
	484	0.3%	409	0.3%	18%
	832	0.5%	611	0.4%	36%
	443	0.3%	358	0.2%	24%
	3,217	2.0%	3,460	2.2%	-7%
	27,274	16.5%	29,377	18.6%	-7%
	883	0.5%	953	0.6%	-7%
	41,285	25.0%	44,219	28.0%	-7%
	5,051	3.1%	4,772	3.0%	6%
	101	0.1%	102	0.1%	-1%
	1,389	0.8%	996	0.6%	39%
	566	0.3%	660	0.4%	-14%
	644	0.4%	734	0.5%	-12%
	2,090	1.3%	2,082	1.3%	0%
	468	0.3%	457	0.3%	2%
	10,309	6.2%	9,803	6.2%	5%
	652	0.4%	528	0.3%	23%
	2,738	1.7%	2,766	1.8%	-1%
	340	0.2%	239	0.2%	42%
	405	0.2%	398	0.3%	2%
	815	0.5%	508	0.3%	60%
	8,722	5.3%	7,464	4.7%	17%
	590	0.4%	480	0.3%	23%
	55,889	33.9%	50,818	32.2%	10%
	334	0.2%	318	0.2%	5%
	1,108	0.7%	903	0.6%	23%
	1,144	0.7%	804	0.5%	42%
	966	0.6%	886	0.6%	9%
	2,138	1.3%	1,768	1.1%	21%
	75,841	46.0%	67,880	43.0%	12%
	2,369	1.4%	2,005	1.3%	18%
	1,983	1.2%	1,673	1.1%	19%
	4,352	2.6%	3,678	2.3%	18%
	164,962	100.0%	157,709	100.0%	5%



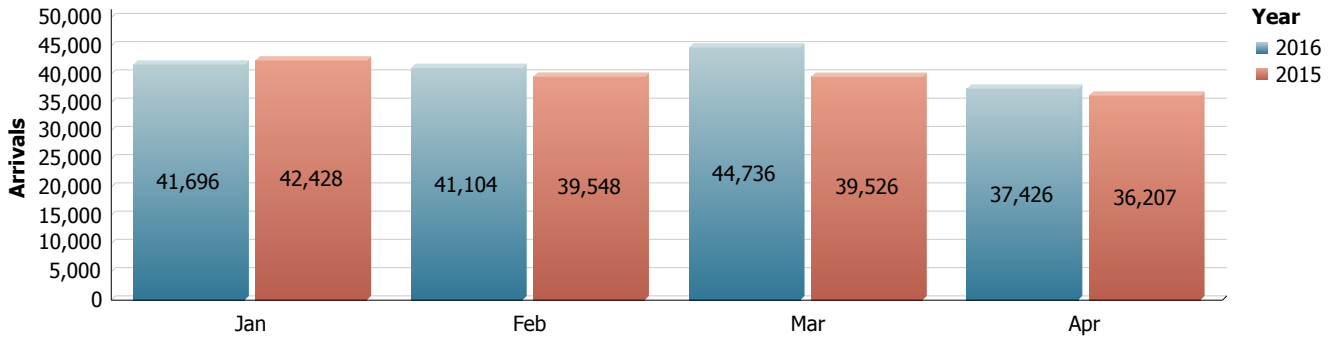
Pietermaai 19, Curacao, Dutch Caribbean
 Phone: (599-9) 434-8200 * Fax: (599-9) 461-5017
 Email: info@curacao.com
 Website: www.curacao.com

Stayover Visitor Nights (Apr / 2016)

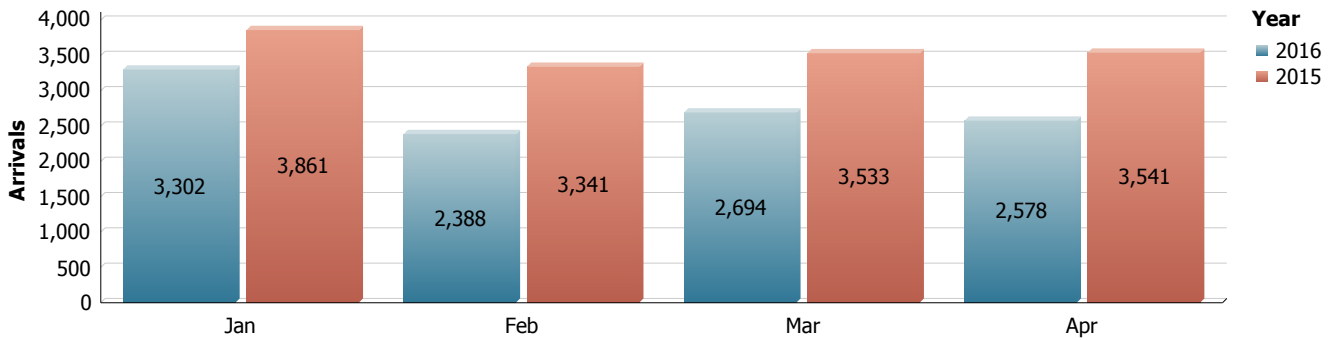
	Apr/2016	% Total	Apr/2015	% Total	% Change
North America					
Canada	11,419	3.9%	13,491	4.4%	-15%
United States	32,397	11.0%	37,442	12.3%	-13%
Total	43,816	14.8%	50,933	16.7%	-14%
South America					
Argentina	687	0.2%	674	0.2%	2%
Brazil	4,367	1.5%	5,311	1.7%	-18%
Chile	305	0.1%	224	0.1%	36%
Colombia	7,174	2.4%	6,248	2.1%	15%
Ecuador	964	0.3%	541	0.2%	78%
Guyana	940	0.3%	979	0.3%	-4%
Panama	478	0.2%	342	0.1%	40%
Suriname	6,735	2.3%	8,744	2.9%	-23%
Venezuela	34,945	11.8%	35,759	11.8%	-2%
Other	1,034	0.3%	1,776	0.6%	-42%
Total	57,629	19.5%	60,598	19.9%	-5%
Caribbean					
Aruba	6,790	2.3%	8,252	2.7%	-18%
Barbados	40	0.0%	194	0.1%	-79%
Dom. Rep.	2,667	0.9%	3,362	1.1%	-21%
Haiti	1,143	0.4%	1,565	0.5%	-27%
Jamaica	1,343	0.5%	1,601	0.5%	-16%
Trinidad & Tobago	1,739	0.6%	2,986	1.0%	-42%
Other	740	0.3%	990	0.3%	-25%
Total	14,462	4.9%	18,950	6.2%	-24%
Europe					
Austria	993	0.3%	939	0.3%	6%
Belgium	4,197	1.4%	10,506	3.5%	-60%
Denmark	246	0.1%	289	0.1%	-15%
Finland	404	0.1%	351	0.1%	15%
France	1,619	0.5%	1,460	0.5%	11%
Germany	17,664	6.0%	14,642	4.8%	21%
Italy	632	0.2%	758	0.2%	-17%
Netherlands	144,524	48.9%	129,863	42.7%	11%
Norway	244	0.1%	171	0.1%	43%
Sweden	584	0.2%	896	0.3%	-35%
Switzerland	2,352	0.8%	2,468	0.8%	-5%
United Kingdom	1,805	0.6%	1,461	0.5%	24%
Other	2,078	0.7%	3,252	1.1%	-36%
Total	177,342	60.0%	167,056	54.9%	6%
Others					
Not Stated	274	0.1%	4,362	1.4%	-94%
Other	2,203	0.7%	2,233	0.7%	-1%
Total	2,477	0.8%	6,595	2.2%	-62%
Overall	295,726	100.0%	304,132	100.0%	-3%

2016YTD	% Total	2015YTD	% Total	% Change
82,703	6.4%	78,063	5.7%	6%
140,127	10.8%	150,382	10.9%	-7%
222,830	17.2%	228,445	16.6%	-2%
4,351	0.3%	4,069	0.3%	7%
19,037	1.5%	29,025	2.1%	-34%
1,493	0.1%	1,903	0.1%	-22%
38,773	3.0%	31,191	2.3%	24%
2,776	0.2%	2,267	0.2%	22%
4,274	0.3%	3,714	0.3%	15%
2,009	0.2%	2,001	0.1%	0%
21,473	1.7%	21,666	1.6%	-1%
142,429	11.0%	218,552	15.8%	-35%
5,221	0.4%	6,878	0.5%	-24%
241,836	18.6%	321,266	23.3%	-25%
22,132	1.7%	24,491	1.8%	-10%
426	0.0%	489	0.0%	-13%
12,037	0.9%	13,887	1.0%	-13%
5,015	0.4%	6,603	0.5%	-24%
4,693	0.4%	5,299	0.4%	-11%
7,809	0.6%	8,391	0.6%	-7%
2,607	0.2%	3,726	0.3%	-30%
54,719	4.2%	62,886	4.6%	-13%
6,230	0.5%	5,103	0.4%	22%
25,407	2.0%	28,151	2.0%	-10%
3,239	0.2%	2,226	0.2%	46%
3,799	0.3%	3,730	0.3%	2%
7,126	0.5%	4,324	0.3%	65%
85,959	6.6%	80,312	5.8%	7%
5,327	0.4%	4,301	0.3%	24%
581,720	44.8%	577,375	41.8%	1%
2,987	0.2%	2,888	0.2%	3%
10,225	0.8%	8,597	0.6%	19%
10,325	0.8%	8,224	0.6%	26%
9,096	0.7%	8,425	0.6%	8%
15,821	1.2%	14,556	1.1%	9%
767,261	59.1%	748,212	54.2%	3%
1,042	0.1%	8,406	0.6%	-88%
11,144	0.9%	10,434	0.8%	7%
12,186	0.9%	18,840	1.4%	-35%
1,298,832	100.0%	1,379,649	100.0%	-6%

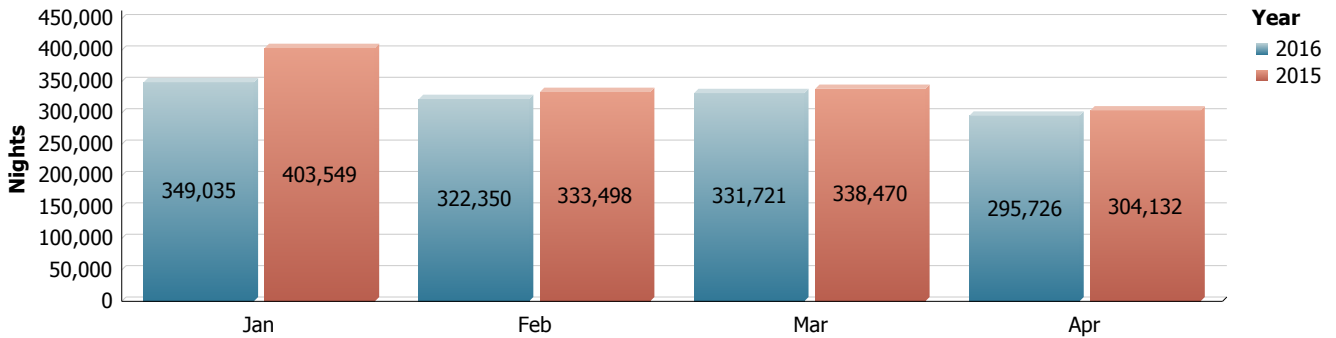
Stay over



Day trippers



Stay over nights



Cruise arrivals

