

Overall Visitor Arrival Performance (Nov / 2016)

Total Stayover Arrivals by Region

Region	Nov/2016	% Total	Nov/2015	% Total	% Change
North America	5,706	17%	6,441	15%	-11%
South America	6,728	20%	14,636	35%	-54%
Caribbean	3,220	9%	3,035	7%	6%
Europe	17,712	52%	17,615	42%	1%
Others	1,020	3%	664	2%	54%
Total	34,386	100%	42,391	100%	-19%

2016YTD	% Total	2015YTD	% Total	% Change
69,808	17%	72,682	17%	-4%
97,853	24%	126,276	30%	-23%
31,533	8%	31,720	8%	-1%
188,472	47%	180,665	43%	4%
14,062	4%	9,606	2%	46%
401,728	100%	420,949	100%	-5%

Total Daytrippers

	Nov/2016	% Total	Nov/2015	% Total	% Change
Day Trippers	2,473	100%	2,807	100%	-12%

2016YTD	% Total	2015YTD	% Total	% Change
29,821	100%	34,905	100%	-15%

Total Nights by Region

Region	Nov/2016	% Total	Nov/2015	% Total	% Change
North America	35,224	12.6%	40,886	13.0%	-14%
South America	42,188	15.1%	77,653	24.7%	-46%
Caribbean	16,156	5.8%	15,099	4.8%	7%
Europe	182,614	65.3%	177,928	56.7%	3%
Others	3,655	1.3%	2,239	0.7%	63%
Total	279,837	100%	313,805	100%	-11%

2016YTD	% Total	2015YTD	% Total	% Change
449,775	13.8%	485,492	14.1%	-7%
602,933	18.6%	807,261	23.4%	-25%
169,716	5.2%	179,291	5.2%	-5%
1,987,802	61.2%	1,934,783	56.1%	3%
37,613	1.2%	39,258	1.1%	-4%
3,247,839	100%	3,446,085	100%	-6%

Total Cruise Arrivals

	Nov/2016	% Total	Nov/2015	% Total	% Change
Cruise Arrivals	56,016	100%	65,574	100%	-15%
Cruise Calls	34	100%	35	100%	-3%

2016YTD	% Total	2015YTD	% Total	% Change
404,294	100%	447,290	100%	-10%
202	100%	225	100%	-10%

Total Arrivals

	Nov/2016	% Total	Nov/2015	% Total	% Change
Cruise Arrivals	56,016	60%	65,574	59%	-15%
Day Trippers	2,473	3%	2,807	3%	-12%
Stayovers	34,386	37%	42,391	38%	-19%
Total	92,875	100%	110,772	100%	-16%

2016YTD	% Total	2015YTD	% Total	% Change
404,294	48%	447,290	50%	-10%
29,821	4%	34,905	4%	-15%
401,728	48%	420,949	47%	-5%
835,843	100%	903,144	100%	-7%

Source

Stayover: Immigration database / CTB
Visitor Nights: Immigration database / CTB
Cruise calls / passengers: CPA



Pietermaai 19, Curaçao, Dutch Caribbean
 Phone: (599-9) 434-8200 * Fax: (599-9) 461-5017
 Email: info@curacao.com
 Website: www.curacao.com

Stayover Visitor Arrival (Nov / 2016)

	Nov/2016	% Total	Nov/2015	% Total	% Change
North America					
Canada	1,035	3.0%	1,451	3.4%	-29%
United States	4,671	13.6%	4,990	11.8%	-6%
Total	5,706	16.6%	6,441	15.2%	-11.41%
South America					
Argentina	171	0.5%	110	0.3%	55%
Brazil	724	2.1%	450	1.1%	61%
Chile	29	0.1%	98	0.2%	-70%
Colombia	1,195	3.5%	1,176	2.8%	2%
Ecuador	357	1.0%	100	0.2%	257%
Guyana	136	0.4%	128	0.3%	6%
Panama	164	0.5%	144	0.3%	14%
Suriname	896	2.6%	1,141	2.7%	-21%
Venezuela	2,895	8.4%	11,102	26.2%	-74%
Other	161	0.5%	187	0.4%	-14%
Total	6,728	19.6%	14,636	34.5%	-54.03%
Caribbean					
Aruba	1,569	4.6%	1,320	3.1%	19%
Barbados	57	0.2%	30	0.1%	90%
Dom. Rep.	357	1.0%	405	1.0%	-12%
Haiti	209	0.6%	189	0.4%	11%
Jamaica	242	0.7%	274	0.6%	-12%
Trinidad & Tobago	550	1.6%	700	1.7%	-21%
Other	236	0.7%	117	0.3%	102%
Total	3,220	9.4%	3,035	7.2%	6.10%
Europe					
Austria	171	0.5%	160	0.4%	7%
Belgium	447	1.3%	481	1.1%	-7%
Denmark	36	0.1%	52	0.1%	-31%
Finland	63	0.2%	107	0.3%	-41%
France	138	0.4%	130	0.3%	6%
Germany	2,377	6.9%	2,281	5.4%	4%
Italy	115	0.3%	145	0.3%	-21%
Netherlands	13,249	38.5%	12,877	30.4%	3%
Norway	49	0.1%	83	0.2%	-41%
Sweden	140	0.4%	272	0.6%	-49%
Switzerland	274	0.8%	291	0.7%	-6%
United Kingdom	187	0.5%	228	0.5%	-18%
Other	466	1.4%	508	1.2%	-8%
Total	17,712	51.5%	17,615	41.6%	0.55%
Others					
Not Stated	465	1.4%	261	0.6%	78%
Other	555	1.6%	403	1.0%	38%
Total	1,020	3.0%	664	1.6%	53.61%
Overall	34,386	100.0%	42,391	100.0%	-19%

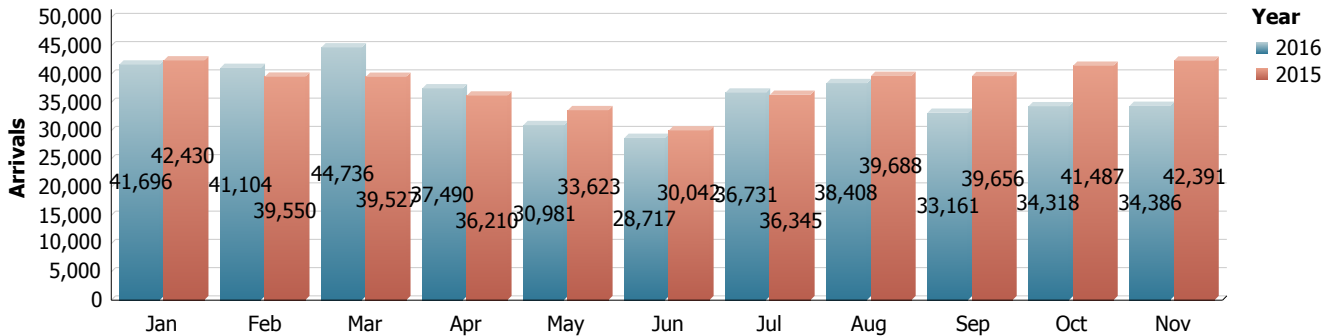
	2016YTD	% Total	2015YTD	% Total	% Change
	15,924	4.0%	15,948	3.8%	0%
	53,884	13.4%	56,734	13.5%	-5%
	69,808	17.4%	72,682	17.3%	-4%
	1,709	0.4%	1,390	0.3%	23%
	9,298	2.3%	9,036	2.1%	3%
	520	0.1%	664	0.2%	-22%
	12,637	3.1%	11,823	2.8%	7%
	2,412	0.6%	1,589	0.4%	52%
	2,012	0.5%	1,734	0.4%	16%
	1,611	0.4%	1,187	0.3%	36%
	8,938	2.2%	11,149	2.6%	-20%
	56,260	14.0%	85,154	20.2%	-34%
	2,456	0.6%	2,550	0.6%	-4%
	97,853	24.4%	126,276	30.0%	-23%
	14,298	3.6%	14,782	3.5%	-3%
	368	0.1%	387	0.1%	-5%
	3,880	1.0%	3,072	0.7%	26%
	1,721	0.4%	1,596	0.4%	8%
	2,124	0.5%	2,415	0.6%	-12%
	7,269	1.8%	7,892	1.9%	-8%
	1,873	0.5%	1,576	0.4%	19%
	31,533	7.8%	31,720	7.5%	-1%
	1,405	0.3%	1,221	0.3%	15%
	6,304	1.6%	5,769	1.4%	9%
	612	0.2%	539	0.1%	14%
	619	0.2%	743	0.2%	-17%
	1,844	0.5%	1,648	0.4%	12%
	20,828	5.2%	19,757	4.7%	5%
	1,279	0.3%	1,351	0.3%	-5%
	143,121	35.6%	137,659	32.7%	4%
	789	0.2%	824	0.2%	-4%
	1,875	0.5%	1,813	0.4%	3%
	2,723	0.7%	2,235	0.5%	22%
	2,520	0.6%	2,423	0.6%	4%
	4,553	1.1%	4,683	1.1%	-3%
	188,472	46.9%	180,665	42.9%	4%
	8,698	2.2%	4,630	1.1%	88%
	5,364	1.3%	4,976	1.2%	8%
	14,062	3.5%	9,606	2.3%	46%
	401,728	100.0%	420,949	100.0%	-5%

Stayover Visitor Nights (Nov / 2016)

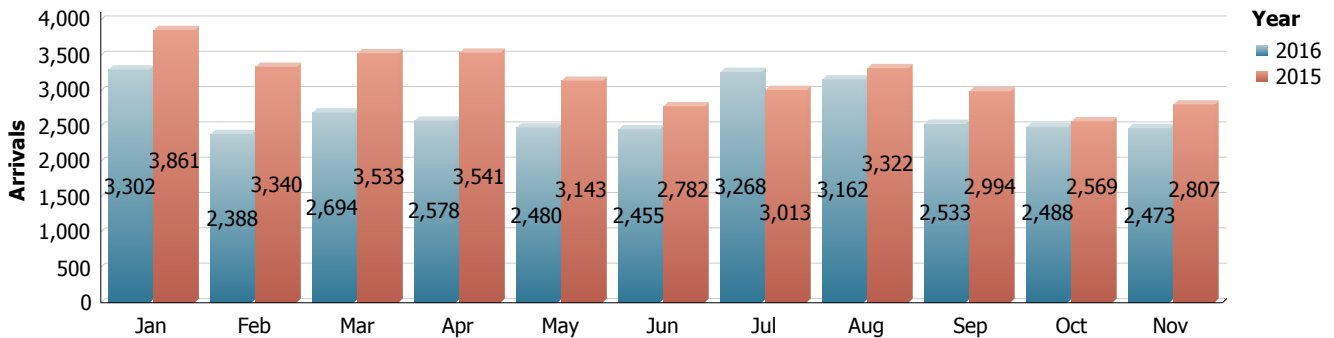
	Nov/2016	% Total	Nov/2015	% Total	% Change
North America					
Canada	7,798	2.8%	10,046	3.2%	-22%
United States	27,426	9.8%	30,840	9.8%	-11%
Total	35,224	12.6%	40,886	13.0%	-14%
South America					
Argentina	1,084	0.4%	648	0.2%	67%
Brazil	4,122	1.5%	2,658	0.8%	55%
Chile	175	0.1%	512	0.2%	-66%
Colombia	11,146	4.0%	12,263	3.9%	-9%
Ecuador	1,661	0.6%	520	0.2%	219%
Guyana	550	0.2%	905	0.3%	-39%
Panama	629	0.2%	734	0.2%	-14%
Suriname	5,105	1.8%	6,457	2.1%	-21%
Venezuela	16,716	6.0%	51,747	16.5%	-68%
Other	1,000	0.4%	1,209	0.4%	-17%
Total	42,188	15.1%	77,653	24.7%	-46%
Caribbean					
Aruba	6,042	2.2%	5,503	1.8%	10%
Barbados	243	0.1%	146	0.0%	66%
Dom. Rep.	3,767	1.3%	2,934	0.9%	28%
Haiti	1,602	0.6%	1,604	0.5%	0%
Jamaica	1,451	0.5%	1,669	0.5%	-13%
Trinidad & Tobago	1,887	0.7%	2,376	0.8%	-21%
Other	1,164	0.4%	867	0.3%	34%
Total	16,156	5.8%	15,099	4.8%	7%
Europe					
Austria	1,677	0.6%	1,630	0.5%	3%
Belgium	4,258	1.5%	5,116	1.6%	-17%
Denmark	318	0.1%	779	0.2%	-59%
Finland	568	0.2%	981	0.3%	-42%
France	1,072	0.4%	923	0.3%	16%
Germany	24,373	8.7%	22,843	7.3%	7%
Italy	924	0.3%	1,250	0.4%	-26%
Netherlands	139,625	49.9%	131,406	41.9%	6%
Norway	416	0.1%	607	0.2%	-31%
Sweden	1,136	0.4%	2,348	0.7%	-52%
Switzerland	2,527	0.9%	2,742	0.9%	-8%
United Kingdom	1,768	0.6%	2,225	0.7%	-21%
Other	3,952	1.4%	5,078	1.6%	-22%
Total	182,614	65.3%	177,928	56.7%	3%
Others					
Not Stated	454	0.2%	0	0.0%	
Other	3,201	1.1%	2,239	0.7%	43%
Total	3,655	1.3%	2,239	0.7%	63%
Overall	279,837	100.0%	313,805	100.0%	-11%

2016YTD	% Total	2015YTD	% Total	% Change
120,881	3.7%	122,971	3.6%	-2%
328,894	10.1%	362,521	10.5%	-9%
449,775	13.8%	485,492	14.1%	-7%
11,521	0.4%	8,993	0.3%	28%
56,893	1.8%	55,407	1.6%	3%
3,570	0.1%	4,392	0.1%	-19%
114,547	3.5%	100,384	2.9%	14%
12,070	0.4%	8,452	0.2%	43%
10,906	0.3%	10,332	0.3%	6%
7,184	0.2%	5,946	0.2%	21%
61,542	1.9%	69,637	2.0%	-12%
309,549	9.5%	526,881	15.3%	-41%
15,151	0.5%	16,837	0.5%	-10%
602,933	18.6%	807,261	23.4%	-25%
63,352	2.0%	68,816	2.0%	-8%
1,522	0.0%	1,865	0.1%	-18%
36,356	1.1%	34,927	1.0%	4%
12,325	0.4%	13,969	0.4%	-12%
15,820	0.5%	16,756	0.5%	-6%
29,097	0.9%	31,748	0.9%	-8%
11,244	0.3%	11,210	0.3%	0%
169,716	5.2%	179,291	5.2%	-5%
13,524	0.4%	12,381	0.4%	9%
60,192	1.9%	57,855	1.7%	4%
5,476	0.2%	5,215	0.2%	5%
5,780	0.2%	6,740	0.2%	-14%
15,407	0.5%	12,381	0.4%	24%
217,111	6.7%	207,656	6.0%	5%
11,374	0.4%	12,444	0.4%	-9%
1,550,640	47.7%	1,511,952	43.9%	3%
6,852	0.2%	7,502	0.2%	-9%
17,195	0.5%	16,928	0.5%	2%
25,076	0.8%	21,606	0.6%	16%
23,178	0.7%	23,361	0.7%	-1%
35,997	1.1%	38,762	1.1%	-7%
1,987,802	61.2%	1,934,783	56.1%	3%
5,932	0.2%	8,576	0.2%	-31%
31,681	1.0%	30,682	0.9%	3%
37,613	1.2%	39,258	1.1%	-4%
3,247,839	100.0%	3,446,085	100.0%	-6%

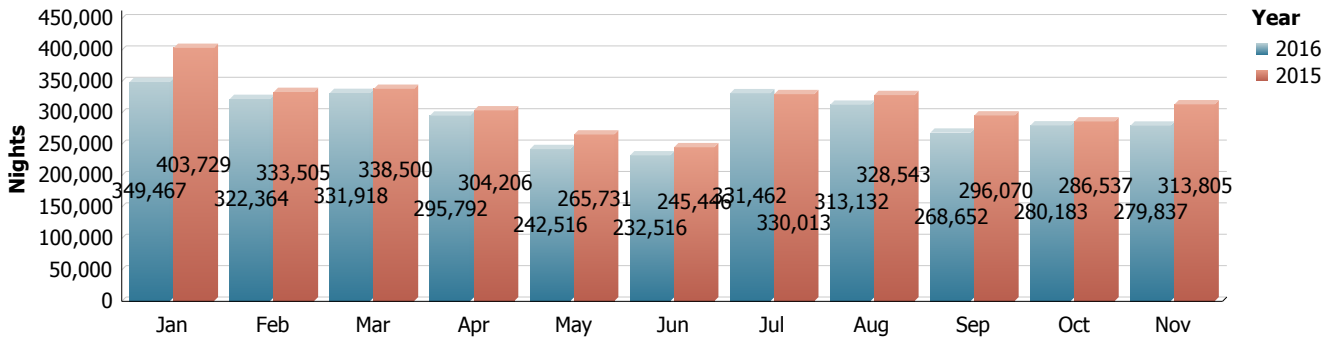
Stay over



Day trippers



Stay over nights



Cruise arrivals

